



Republic of the Philippines
Department of Education
Region V (Bicol)
DIVISION OF CATANDUANES
Virac, Catanduanes



April 30, 2014

MEMORANDUM TO:


Public Schools District Supervisors
Elementary School Heads of the recipient schools of DCP Batch 16

As per e-mail received by the Division ICT Coordinator from the Deped ICT Coordinator, Batch 16 delivery of E-Classroom package will arrive on June, 2014. As such, recipient schools are advised to make the necessary preparations regarding the counterpart requirement such as:

1. Room designated as e-classroom
2. Tables for the units (to accommodate 6 terminals and a HOST server)
3. 1 box of u-nail/staple (no.1)
4. 1 roll of duct tape.

Attached are the list of the recipient schools and the recommended layout **Option A and B.**

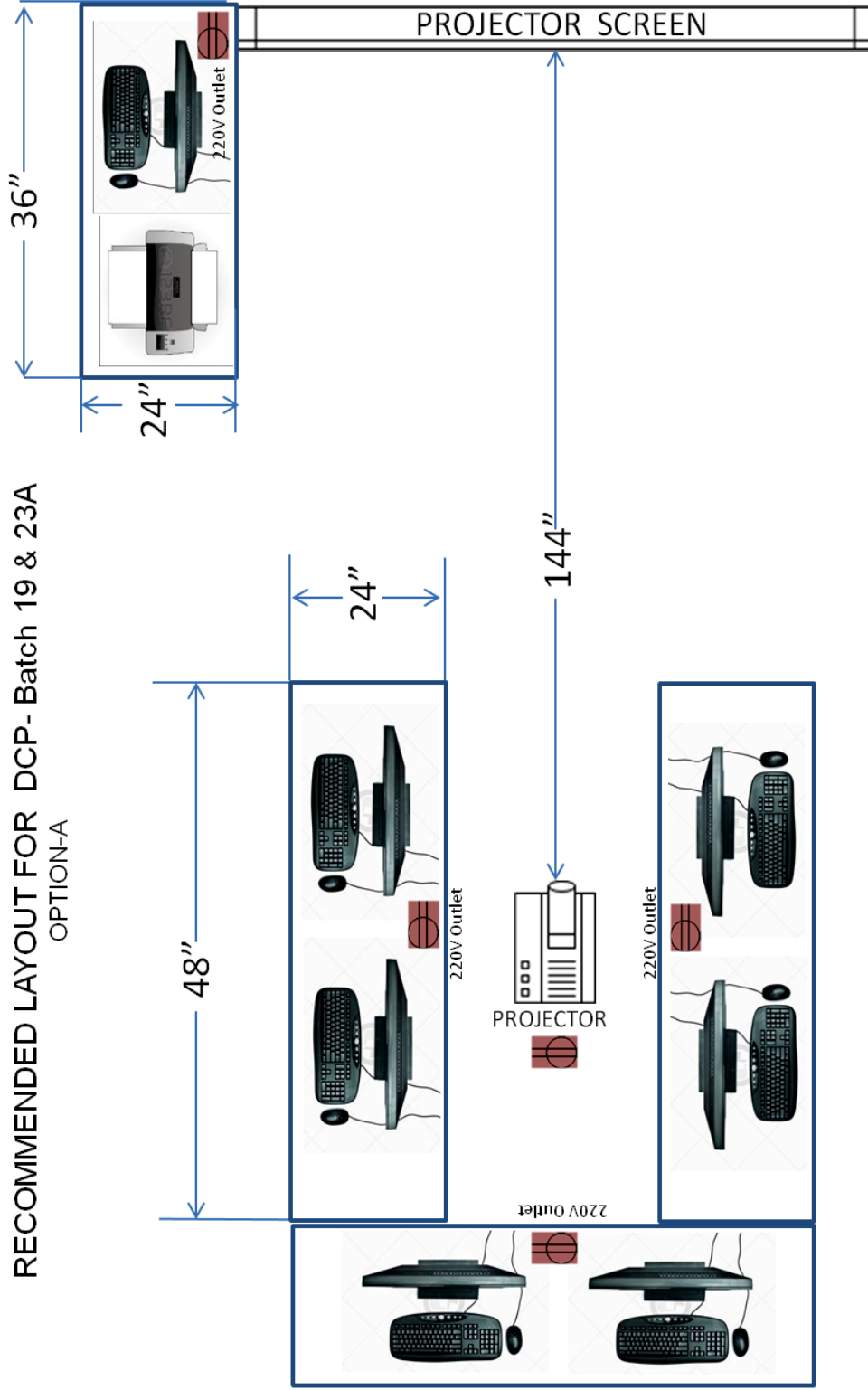
For immediate dissemination and compliance.


JOSE L. DONCILLO, CESO VI
Schools Division Superintendent


List of recipient school for the delivery of DCP Batch 16 E-Classroom package

School Name	School Address	District
Bagamanoc Central Elem. School	Bagamanoc, Catanduanes	Bagamanoc South
Baras Central Elem. School	Baras, Catanduanes	Baras South
Buyo Integrated School	Buyo, Virac, Catanduanes	Virac South
Cabcab Central Elem. School	Cabcab, San Andres, Catanduanes	San Andres West
Dariao Elementary School	Dariao, Caramoran, Catanduanes	Crmoren North
Manambrag Elementary School	Manambrag, San Andres, Catanduanes	San Andres West
San Miguel Central Elem. School	San Miguel, Catanduanes	San Miguel South
San Vicente Elementary School	Virac, Catanduanes	Virac North
Viga Central Elem. School	Viga, Catanduanes	Viga West

RECOMMENDED LAYOUT FOR DCP- Batch 19 & 23A
OPTION-A



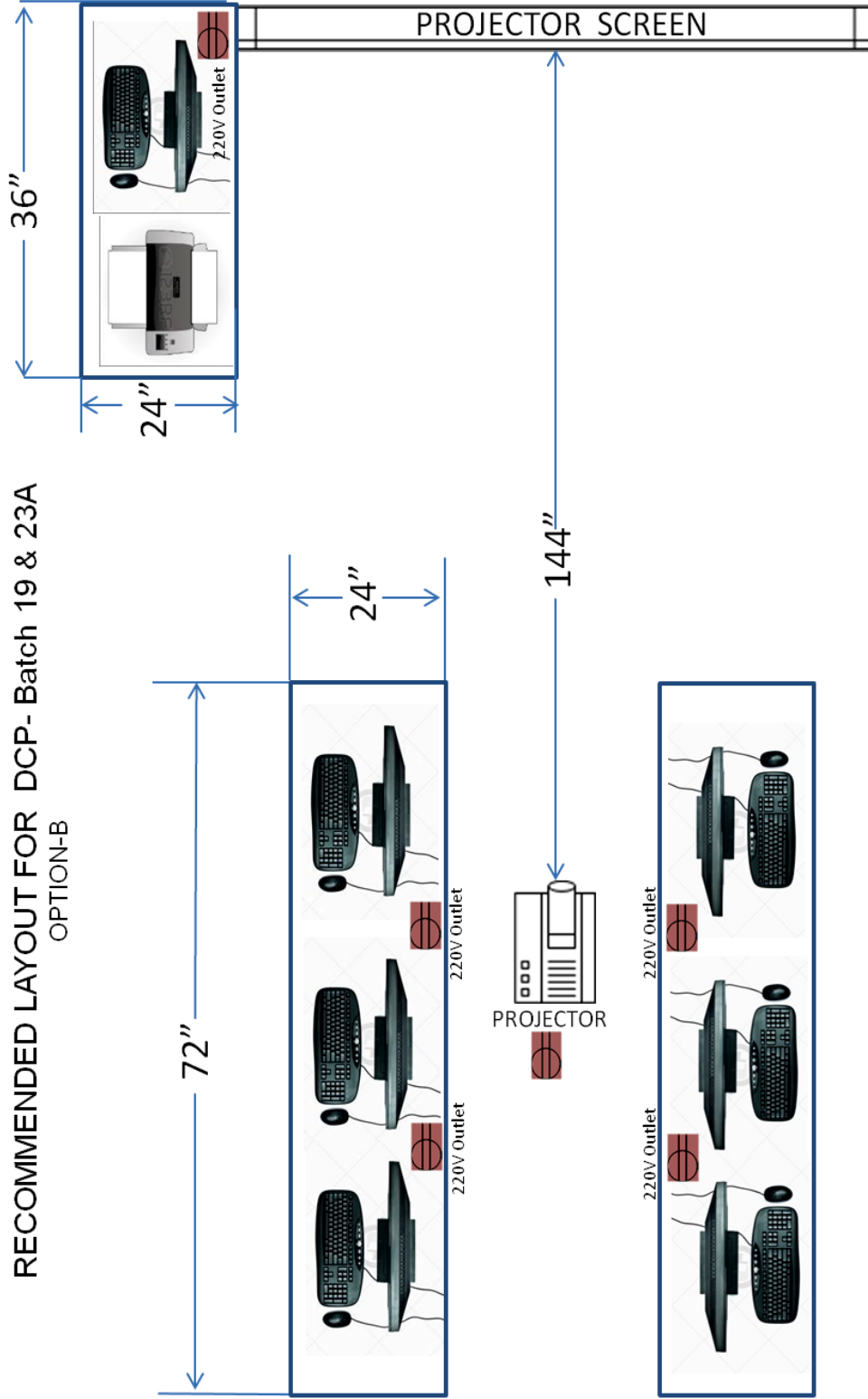
NOTE:

 220V AC Outlets are installed under the table and 1 for Ceiling.

Materials to Prepare (Provided by School)

- 3 Pcs Tables 24"X48"
- 1 Pc Table 24"X36"
- 1 Box of U-Nail/ Staple (Size No.1)
- 1 Roll of Vinyl Duct Tape
- 220Volts outlets 2 Gang X 5 Sets

RECOMMENDED LAYOUT FOR DCP- Batch 19 & 23A
OPTION-B



NOTE:

220V AC Outlets are installed under the table and 1 for ceiling.

Materials to Prepare (Provided by School)

- 2 Pcs Tables 24"X72"
- 1 Pc Table 24"X36"
- 1 Box of U-Nail/ Staple (Size No.1)
- 1 Roll of Vinyl Duct Tape
- 220 Volts outlets 2 Gang X 6 Sets