




Republic of the Philippines
Department of Education

Region V - Bicol

SCHOOLS DIVISION OFFICE OF CATANDUANES



December 3, 2021

DIVISION MEMORANDUM
OSDS-DM-54S. 2021

**REGISTRY OF QUALIFIED APPLICANTS FOR TEACHER-I POSITION IN THE
ELEMENTARY, JUNIOR AND SENIOR HIGH SCHOOL SY 2021-2022**

To: Asst. Schools Division Superintendent
Chief Education Supervisors
Education Supervisors, Public Schools District Supervisors
Elementary and Secondary School Heads
All others concerned

1. This office issues the Registry of Qualified Applicants (RQA) for Teacher-I position in Elementary, Junior and Senior High School for the School Year 2021-2022.
2. The RQA shall be the basis in filling up new items and natural vacancies as well as giving teaching assignments. It is reminded that inclusion in the RQA does not necessarily warrant a guaranteed permanent post as deployment of teachers shall be subject to specialization, merit, fitness, competence, needs and localization law.
3. The RQA can be viewed online thru the DepEd Division of Catanduanes website www.depedrovcatanduanes.com
4. Certification of Rating can be accessed thru this link <https://tinyurl.com/96ry794w>
5. Queries of applicant can be addressed thru this link <https://tinyurl.com/hdepzu48>
6. Immediate and wide dissemination of this memorandum is desired.

SUSAN S. COLLANQ

Asst. Schools Division Superintendent
Officer-In-Charge

Office of the Schools Division Superintendent





Republic of the Philippines
 Department of Education
Region V - Bicol
SCHOOLS DIVISION OFFICE OF CATANDUANES

REGISTRY OF QUALIFIED TEACHER I APPLICANTS (ELEMENTARY)
(SCHOOL YEAR 2021-2022)

| No. | NAME | CRITERIA | | | | | | | | | | | TOTAL |
|-----|--------------------------|---------------------|-------|------------------------------|------|----------------------------|-------|-------------|-----------|-------|-----------|--------|-------|
| | | Education-20 GWA | Pts. | Tchng. Exp.-15 No. of Mos | Pts. | LET/PBET Rating- Rating | Pts. | Specialized | Interview | Demo | Com.Skill | TOTAL | |
| 1 | Alfaro, Danica L. | 1.78 | 13.80 | 5.00 | 0.75 | 81.60 | 13.00 | 10.00 | 9.00 | 13.88 | 9.66 | 100.00 | |
| 2 | Alfaro, Darilyn | 1.71 | 13.80 | 0.00 | 0.00 | 85.20 | 14.00 | 10.00 | 9.00 | 14.50 | 11.17 | 72.47 | |
| 3 | Alfaro, Donnaf | 2.07 | 12.00 | 14.00 | 2.10 | 80.00 | 12.00 | 10.00 | 10.00 | 14.25 | 9.66 | 70.01 | |
| 4 | Arcilla, Arriane T. | 1.85 | 13.20 | 26.00 | 6.18 | 78.00 | 12.00 | 10.00 | 10.00 | 14.50 | 7.17 | 73.05 | |
| 5 | Coronejo, Mari-Lou | 1.89 | 13.20 | 36.00 | 9.10 | 75.00 | 11.00 | 10.00 | 10.00 | 13.75 | 7.33 | 74.38 | |
| 6 | De Loyola, Dennie Marie | 1.87 | 13.20 | 60.00 | 9.50 | 76.60 | 11.00 | 10.00 | 7.00 | 14.13 | 8.33 | 73.16 | |
| 7 | Dela Cruz, Sharie Mae T. | 1.75 | 13.80 | 5.00 | 0.75 | 87.00 | 15.00 | 10.00 | 10.00 | 14.92 | 9.00 | 73.47 | |
| 8 | Jaula, Ginalyn B. | 1.99 | 12.60 | 10.00 | 3.45 | 75.20 | 11.00 | 10.00 | 10.00 | 14.50 | 9.17 | 70.72 | |
| 9 | Manlangit, Almy Y. | 1.89 | 13.20 | 15.00 | 2.25 | 82.20 | 13.00 | 10.00 | 10.00 | 14.00 | 9.33 | 71.78 | |
| 10 | Masagca, Dyesebelle M. | 1.90 | 12.60 | 17.00 | 2.55 | 84.40 | 14.00 | 10.00 | 9.00 | 14.50 | 10.17 | 72.82 | |
| 11 | Omanad, Emily S. | 1.99 | 12.60 | 50.00 | 7.50 | 77.40 | 11.00 | 10.00 | 10.00 | 14.75 | 8.33 | 74.18 | |
| 12 | Sodela, Marife S. | 1.80 | 13.20 | 16.00 | 2.40 | 82.40 | 13.00 | 10.00 | 9.17 | 13.50 | 10.17 | 71.44 | |
| 13 | Soleybar, Karl Simon S. | 2.04 | 12.00 | 33.00 | 4.95 | 80.60 | 12.00 | 10.00 | 8.95 | 14.00 | 8.66 | 70.56 | |
| 14 | Soneja, Emelda S. | 1.86 | 13.20 | 16.00 | 2.40 | 82.60 | 13.00 | 10.00 | 10.00 | 14.13 | 7.80 | 70.53 | |
| 15 | Suaiso, Ma. Jaisa P. | 1.90 | 12.60 | 9.00 | 3.85 | 77.80 | 11.00 | 10.00 | 10.00 | 15.00 | 8.33 | 70.78 | |
| 16 | Sualibio, Edelyn L. | 2.04 | 12.00 | 7.00 | 4.05 | 79.20 | 12.00 | 10.00 | 10.00 | 14.25 | 7.83 | 70.13 | |
| 17 | Taabo, John Jay S. | 1.84 | 13.20 | 21.00 | 5.15 | 80.00 | 12.00 | 10.00 | 10.00 | 15.00 | 5.34 | 70.69 | |
| 18 | Arteta, Rizanel S. | 1.9 | 12.6 | 10 | 1.5 | 82 | 13 | 10 | 10 | 14.75 | 8.5 | 70.35 | |
| 19 | Bautista, Liezel L. | 1.83 | 13.2 | 34 | 5.1 | 78 | 12 | 10 | 10 | 13.75 | 6.17 | 70.22 | |
| 20 | Beraquit, Myra D. | 1.79 | 13.8 | 41 | 6.15 | 75.6 | 11 | 10 | 10 | 14.25 | 7.67 | 72.87 | |
| 21 | Castor, Maria Cristina | 1.71 | 13.8 | 27 | 4.05 | 83.4 | 13 | 10 | 9.87 | 14 | 9 | 73.72 | |
| 22 | Colis, Leizl N. | 2.07 | 12 | 55.53 | 8.33 | 77 | 11 | 10 | 10 | 13.63 | 7 | 71.96 | |
| 23 | Dyangco, Ginalyn F. | 1.78 | 13.8 | 24 | 3.6 | 81.2 | 13 | 10 | 10 | 14.88 | 6.83 | 72.11 | |
| 24 | Flores, Sandra S. | 2.07 | 12 | 36 | 5.4 | 75.4 | 11 | 10 | 10 | 14.25 | 8.17 | 70.82 | |
| 25 | Galang, Clarice Beatriz | 1.99 | 12.6 | 20 | 3 | 84.4 | 14 | 10 | 10 | 13.75 | 8.33 | 71.68 | |
| 26 | Gigantone, Ma. Leslie F. | 1.97 | 12.6 | 44 | 6.6 | 75.4 | 11 | 10 | 10 | 13.75 | 9.17 | 73.12 | |

| | | | | | | | | | | | | |
|----|------------------------------------|------|-------|-------|-------|-------|-------|-------|-------|-------|-------|-------|
| 27 | Huit, Ruby E. | 2.14 | 11.4 | 45 | 6.75 | 75.2 | 11 | 10 | 10 | 14.5 | 7 | 70.65 |
| 28 | Lucero, Leizel T. | 2.23 | 10.8 | 61.67 | 9.25 | 77 | 11 | 10 | 10 | 13.7 | 6.67 | 71.42 |
| 29 | Manlangit, Lyn S. | 1.65 | 14.4 | 6 | 0.9 | 86.2 | 14 | 10 | 10 | 14.42 | 9.83 | 73.55 |
| 30 | Manlangit, Nelly Ann S. | 1.78 | 13.8 | 9.5 | 1.43 | 82 | 13 | 10 | 9.39 | 13.75 | 10.83 | 72.2 |
| 31 | Manlangit, Tricia Nicole | 1.75 | 13.8 | 6 | 0.9 | 83 | 13 | 10 | 10 | 14.6 | 9 | 71.3 |
| 32 | Nazareno, Jonalyn | 1.92 | 12.6 | 20 | 3 | 78.2 | 12 | 10 | 10 | 14.25 | 8.67 | 70.52 |
| 33 | Nazareno, Michelle N. | 1.79 | 13.8 | 45 | 6.75 | 79.6 | 12 | 10 | 10 | 13.75 | 9 | 75.3 |
| 34 | Olido, Melba G | 1.94 | 12.6 | 35 | 5.27 | 77.4 | 11 | 10 | 10 | 14.25 | 7 | 70.12 |
| 35 | Penaranda, Edzel C. | 1.83 | 13.2 | 30 | 4.5 | 80 | 12 | 10 | 10 | 13.75 | 8.67 | 72.12 |
| 36 | Solano, Clepher G. | 1.78 | 13.8 | 36 | 5.4 | 77 | 11 | 10 | 10 | 14 | 9 | 73.2 |
| 37 | Tablizo, Lennie C. | 1.53 | 15 | 57 | 8.55 | 76 | 11 | 10 | 10 | 13.25 | 7.67 | 75.47 |
| 38 | Alano, Karlo M. | 1.79 | 13.80 | 9.00 | 1.35 | 84.00 | 14.00 | 10.00 | 9.67 | 13.75 | 7.83 | 70.40 |
| 39 | Alfon, Girlie Q. | 1.72 | 13.80 | 33.00 | 4.95 | 80.60 | 12.00 | 10.00 | 8.00 | 13.25 | 8.00 | 70.00 |
| 40 | Aquino, Kristine Joy T. | 1.89 | 13.20 | 74.00 | 10.05 | 79.80 | 12.00 | 10.00 | 10.00 | 14.25 | 9.83 | 80.38 |
| 41 | Araojo, Lourd Dominique V. | 1.72 | 13.80 | 0.00 | 0.00 | 80.40 | 12.00 | 10.00 | 10.00 | 14.75 | 9.66 | 70.21 |
| 42 | Arcilla, John Bryan M. | 2.11 | 11.40 | 21.00 | 3.15 | 83.40 | 13.00 | 10.00 | 8.64 | 14.00 | 12.50 | 72.69 |
| 43 | Avila, Antonette | 1.89 | 13.20 | 20.00 | 3.00 | 79.00 | 12.00 | 10.00 | 9.67 | 13.88 | 9.83 | 70.83 |
| 44 | Avila, Windy V. | 1.50 | 15.00 | 41.00 | 6.15 | 85.40 | 14.00 | 10.00 | 9.35 | 13.95 | 5.67 | 74.12 |
| 45 | Bagadiong, Jennylyn V. | 2.02 | 12.00 | 21.00 | 3.15 | 80.20 | 12.00 | 10.00 | 10.00 | 14.75 | 8.83 | 70.73 |
| 46 | Bañares, Mary Rose F. | 1.75 | 13.80 | 37.00 | 5.55 | 81.60 | 13.00 | 10.00 | 9.50 | 11.13 | 10.00 | 72.98 |
| 47 | Benavidez, Maria Jessica B. | 1.59 | 15.00 | 14.00 | 2.10 | 82.80 | 13.00 | 10.00 | 10.00 | 14.50 | 10.33 | 74.93 |
| 48 | Benavidez, Odessa A. | 1.82 | 13.20 | 0.00 | 0.00 | 82.00 | 13.00 | 10.00 | 10.00 | 13.75 | 10.83 | 70.78 |
| 49 | Beo, Monick R. | 1.83 | 13.20 | 10.00 | 1.50 | 83.80 | 13.00 | 10.00 | 10.00 | 14.75 | 7.83 | 70.28 |
| 50 | Cajuday, Rachelle M. | 1.91 | 12.60 | 29.00 | 4.35 | 82.40 | 13.00 | 10.00 | 9.00 | 13.50 | 12.32 | 74.77 |
| 51 | Camacho, Maria Joliena D. | 1.84 | 13.20 | 21.00 | 3.15 | 77.80 | 11.00 | 10.00 | 10.00 | 13.50 | 9.83 | 70.68 |
| 52 | Caseres, Irish Mae A. | 1.81 | 13.20 | 16.00 | 2.40 | 80.00 | 12.00 | 10.00 | 10.00 | 13.99 | 9.83 | 71.42 |
| 53 | Dorado, Annie Rose | 1.85 | 13.20 | 34.00 | 5.10 | 83.80 | 13.00 | 10.00 | 10.00 | 12.75 | 9.17 | 73.22 |
| 54 | Espinosa, Francis Nikko C. | 1.81 | 13.20 | 6.00 | 0.90 | 83.60 | 13.00 | 10.00 | 10.00 | 15.00 | 9.00 | 71.10 |
| 55 | Gonzales, Felicit C. Jr. | 1.90 | 12.60 | 38.00 | 5.70 | 75.00 | 11.00 | 10.00 | 10.00 | 14.25 | 9.67 | 73.22 |
| 56 | Laparanzan, Ma. Cristina Z. w/ ECE | 1.79 | 13.80 | 40.00 | 6.00 | 76.20 | 11.00 | 10.00 | 8.67 | 13.25 | 7.33 | 70.05 |
| 57 | Masagca, Davie V. | 1.80 | 13.20 | 24.00 | 3.60 | 81.80 | 13.00 | 10.00 | 9.92 | 11.34 | 9.17 | 70.23 |
| 58 | Medrana, Adrian M. | 1.90 | 12.60 | 36.00 | 5.40 | 80.40 | 12.00 | 10.00 | 10.00 | 14.25 | 8.67 | 72.92 |
| 59 | Miguel, Mark Kenneth T. | 1.85 | 13.20 | 15.00 | 2.25 | 79.40 | 12.00 | 10.00 | 10.00 | 13.38 | 9.83 | 70.66 |
| 60 | Miguel, Michelle karen T. w/ ECE | 1.60 | 14.40 | 11.00 | 1.65 | 83.40 | 13.00 | 10.00 | 9.40 | 14.25 | 8.50 | 71.20 |
| 61 | Molina, Camille C. | 1.74 | 13.80 | 56.00 | 8.40 | 77.20 | 11.00 | 10.00 | 9.57 | 15.00 | 6.83 | 74.60 |
| 62 | Molod, Doris A. | 1.70 | 13.80 | 24.00 | 3.60 | 77.20 | 11.00 | 10.00 | 10.00 | 15.00 | 7.17 | 70.57 |
| 63 | Monjardin, Maricon A. | 2.06 | 12.00 | 18.00 | 2.70 | 77.80 | 11.00 | 10.00 | 10.00 | 15.00 | 11.33 | 72.03 |
| 64 | Panti, Maricel A. | 1.66 | 14.40 | 26.00 | 3.90 | 79.00 | 12.00 | 10.00 | 8.00 | 13.13 | 9.33 | 70.76 |
| 65 | Sacris, Karren V. | 1.81 | 13.20 | 8.00 | 1.20 | 83.00 | 13.00 | 10.00 | 10.00 | 13.25 | 10.83 | 71.48 |
| 66 | Sapaula, May Ann S. | 2.11 | 11.40 | 45.00 | 6.75 | 76.20 | 11.00 | 10.00 | 10.00 | 14.63 | 7.67 | 71.45 |
| 67 | Satairapan, Marife V. | 0.00 | 16.80 | 39.00 | 5.85 | 75.00 | 11.25 | 10.00 | 9.00 | 12.44 | 7.67 | 73.01 |

| | | | | | | | | | | | | |
|-----|------------------------------|------|-------|-------|-------|-------|-------|-------|-------|-------|-------|-------|
| 68 | Soliveres, Christian V. | 2.30 | 10.20 | 68.00 | 10.20 | 76.20 | 11.00 | 10.00 | 9.50 | 14.38 | 9.00 | 74.28 |
| 69 | Solsona, Christine Joy P. | 1.79 | 13.80 | 18.00 | 2.70 | 81.20 | 13.00 | 10.00 | 10.00 | 15.00 | 8.33 | 72.83 |
| 70 | Sorra, Princess Shara May C. | 2.08 | 12.00 | 29.00 | 4.35 | 80.40 | 12.00 | 10.00 | 10.00 | 14.00 | 9.33 | 71.68 |
| 71 | Suarez, Elvira P. | 2.09 | 12.00 | 19.00 | 2.85 | 78.00 | 12.00 | 10.00 | 8.75 | 14.63 | 10.00 | 70.23 |
| 72 | Sumabat, Mary Joy B. | 1.71 | 13.80 | 13.00 | 1.95 | 80.80 | 12.00 | 10.00 | 9.07 | 14.62 | 8.67 | 70.11 |
| 73 | Tabios, Reneerose A. | 1.72 | 13.80 | 28.00 | 4.20 | 76.80 | 11.00 | 10.00 | 10.00 | 14.75 | 9.00 | 72.75 |
| 74 | Tablate, Noreen V. | 1.98 | 12.60 | 30.00 | 4.50 | 77.40 | 11.00 | 10.00 | 9.00 | 14.25 | 9.33 | 70.68 |
| 75 | Tabor, Jhoana Rose R. w/ ECE | 1.73 | 13.80 | 18.00 | 2.70 | 78.60 | 12.00 | 10.00 | 10.00 | 14.00 | 8.17 | 70.67 |
| 76 | Talan, Billy James T. | 1.80 | 13.20 | 25.00 | 3.75 | 77.20 | 11.00 | 10.00 | 9.25 | 14.75 | 10.50 | 72.45 |
| 77 | Tañon, Jeffrey S. | 1.96 | 12.60 | 12.00 | 1.80 | 82.00 | 13.00 | 10.00 | 9.80 | 14.63 | 8.33 | 70.16 |
| 78 | Tolentino, Rose Ann M. | 2.87 | 7.20 | 90.00 | 13.50 | 76.20 | 11.00 | 10.00 | 9.50 | 14.25 | 6.83 | 72.28 |
| 79 | Tomagan, Lean Niña A. | 1.97 | 12.60 | 40.00 | 6.00 | 75.00 | 11.00 | 10.00 | 10.00 | 14.75 | 6.67 | 71.02 |
| 80 | Torrecampo, Harvey | 1.92 | 12.60 | 36.00 | 5.40 | 79.80 | 12.00 | 10.00 | 9.90 | 14.55 | 7.83 | 72.28 |
| 81 | Ubalde, Irish Mae A. | 2.01 | 12.00 | 27.00 | 4.05 | 80.60 | 12.00 | 10.00 | 9.50 | 14.00 | 10.00 | 71.55 |
| 82 | Ubalde, Nelly T. | 1.76 | 13.80 | 8.00 | 1.20 | 82.20 | 13.00 | 10.00 | 10.00 | 14.75 | 8.83 | 71.58 |
| 83 | Valeza, Cherry Mae V. | 2.10 | 11.40 | 50.00 | 7.50 | 83.00 | 13.00 | 10.00 | 9.50 | 14.50 | 9.17 | 75.07 |
| 84 | Valeza, Edelyn A. | 2.10 | 11.40 | 39.00 | 5.85 | 79.80 | 12.00 | 10.00 | 9.50 | 14.50 | 8.33 | 71.58 |
| 85 | Vargas, Shereyn B. | 1.93 | 12.60 | 25.00 | 3.75 | 75.40 | 11.00 | 10.00 | 8.00 | 14.00 | 12.33 | 71.68 |
| 86 | Alintana, Clarissa T. | 2.01 | 12.00 | 23.50 | 3.53 | 80.40 | 12.00 | 10.00 | 9.34 | 13.75 | 11.16 | 71.78 |
| 87 | Bonayon, Terry Antonette V. | 1.60 | 14.40 | 1.00 | 0.15 | 84.00 | 14.00 | 10.00 | 9.67 | 14.00 | 9.50 | 71.72 |
| 88 | Coronado, Lea Camille M. | 1.90 | 12.60 | 21.00 | 3.15 | 80.60 | 12.00 | 10.00 | 10.00 | 15.00 | 7.83 | 70.58 |
| 89 | Gianan, Aileen G. | 2.02 | 12.00 | 45.00 | 6.75 | 81.00 | 13.00 | 10.00 | 9.80 | 13.75 | 7.67 | 72.97 |
| 90 | Guerrero, Ma. Angelica M. | 1.69 | 14.40 | 20.00 | 3.00 | 81.60 | 13.00 | 10.00 | 9.80 | 14.00 | 8.16 | 72.36 |
| 91 | Lumbao, Rowena Jaira | 1.82 | 13.20 | 9.00 | 1.35 | 82.00 | 13.00 | 10.00 | 10.00 | 14.75 | 12.00 | 74.30 |
| 92 | Magtagñob, Francine G. | 1.86 | 13.80 | 17.00 | 2.55 | 76.20 | 12.00 | 10.00 | 10.00 | 15.00 | 6.83 | 70.18 |
| 93 | Matienzo, Dessa Nhie M. | 1.77 | 13.80 | 9.00 | 1.35 | 81.00 | 13.00 | 10.00 | 10.00 | 13.25 | 10.66 | 72.06 |
| 94 | Molto, Jastine Angielica B. | 1.89 | 13.20 | 34.00 | 5.10 | 77.00 | 11.00 | 10.00 | 9.87 | 14.25 | 8.00 | 71.42 |
| 95 | Napalan, Crizaneth V. w/ECE | 1.85 | 13.20 | 34.00 | 5.10 | 83.20 | 13.00 | 10.00 | 9.80 | 14.25 | 7.83 | 73.18 |
| 96 | Rubia, Maria Nelia P. | 1.73 | 13.80 | 9.00 | 1.35 | 81.60 | 13.00 | 10.00 | 10.00 | 14.17 | 8.83 | 71.15 |
| 97 | Santos, Merly P. | 1.97 | 12.60 | 48.00 | 7.20 | 79.20 | 12.00 | 10.00 | 10.00 | 14.25 | 7.00 | 73.05 |
| 98 | Tacorda, Judec M. | 2.00 | 12.00 | 46.00 | 6.90 | 77.80 | 11.00 | 10.00 | 9.00 | 14.00 | 9.16 | 72.06 |
| 99 | Tapel, Annie Lyn S. | 1.86 | 13.20 | 33.00 | 4.95 | 83.40 | 13.00 | 10.00 | 10.00 | 14.67 | 5.50 | 71.32 |
| 100 | Tomagan, Christine Z. | 1.79 | 13.80 | 10.00 | 1.50 | 84.00 | 14.00 | 10.00 | 9.54 | 14.25 | 9.66 | 72.75 |
| 101 | Urbano, Elaine V. | 1.88 | 13.20 | 34.00 | 5.10 | 78.60 | 12.00 | 10.00 | 10.00 | 15.00 | 6.83 | 72.13 |
| 102 | Yebra, Tristan Mark F. | 1.90 | 12.60 | 9.00 | 1.35 | 80.00 | 12.00 | 10.00 | 10.00 | 15.00 | 9.16 | 70.11 |
| 103 | Bodota, Ma. Giezel S. | 1.78 | 13.8 | 16 | 2.4 | 79.6 | 12 | 10 | 10 | 14.17 | 8.33 | 70.7 |
| 104 | Tating, Claudine B. | 1.84 | 13.2 | 14 | 2.1 | 83.2 | 13 | 10 | 10 | 13.83 | 9.33 | 71.46 |
| 105 | Timwat, Hanna Mae | 1.76 | 13.8 | 16 | 2.4 | 78.4 | 12 | 10 | 10 | 14.5 | 8.33 | 71.03 |
| 106 | Doan, Cohlen M. | 2.00 | 12.00 | 27.00 | 4.05 | 83.60 | 13.00 | 10.00 | 10.00 | 14.75 | 7.00 | 70.80 |
| 107 | Soledad, Sheryll Camille S. | 1.75 | 13.80 | 14.00 | 2.10 | 82.60 | 13.00 | 10.00 | 9.48 | 13.87 | 7.83 | 70.08 |
| 108 | Tayoto, Khrisna Mae | 2.01 | 12.00 | 40.00 | 6.00 | 75.60 | 11.00 | 10.00 | 10.00 | 15.00 | 8.00 | 72.00 |


| | | | | | | | | | | | | |
|-----|----------------------------------|------|-------|-------|-------|-------|-------|-------|-------|-------|-------|-------|
| 109 | Tresvalles, Ryan | 2.06 | 12.00 | 41.00 | 6.15 | 76.80 | 11.00 | 10.00 | 10.00 | 14.75 | 7.17 | 71.07 |
| 110 | Vergara, Paulo A. | 1.80 | 13.20 | 46.00 | 6.90 | 78.00 | 12.00 | 10.00 | 10.00 | 14.75 | 6.00 | 72.85 |
| 111 | Barba, Jenessa T. | 1.80 | 13.20 | 9.00 | 1.35 | 83.00 | 13.00 | 10.00 | 10.00 | 14.50 | 9.00 | 71.05 |
| 112 | Bombales Noeme E. | 1.96 | 12.60 | 52.00 | 7.80 | 75.00 | 11.00 | 10.00 | 10.00 | 13.00 | 6.50 | 70.90 |
| 113 | Camano, Elzhid T. | 2.00 | 12.00 | 24.00 | 3.60 | 80.80 | 12.00 | 10.00 | 10.00 | 15.00 | 7.67 | 70.27 |
| 114 | Rojas, Nikka Joy T. | 1.40 | 14.60 | 30.00 | 4.50 | 77.00 | 11.00 | 10.00 | 9.48 | 14.00 | 8.33 | 71.91 |
| 115 | Samonte, Leovina Jra. T. | 1.82 | 13.20 | 40.00 | 6.00 | 75.60 | 11.00 | 10.00 | 10.00 | 12.75 | 7.17 | 70.12 |
| 116 | Tanael, Jaimelyn | 1.74 | 13.80 | 12.00 | 1.80 | 81.40 | 13.00 | 10.00 | 10.00 | 14.37 | 9.33 | 72.30 |
| 117 | Tanael Lineth C. | 1.98 | 12.60 | 30.15 | 4.52 | 80.00 | 12.00 | 9.90 | 10.00 | 14.75 | 6.83 | 70.60 |
| 118 | Tapel, Elizabeth T. | 1.77 | 13.80 | 34.00 | 5.10 | 82.60 | 13.00 | 10.00 | 8.67 | 13.88 | 6.67 | 71.12 |
| 119 | Tayamora, Brendda M. | 1.76 | 13.80 | 24.19 | 3.63 | 80.40 | 12.00 | 10.00 | 9.17 | 14.75 | 8.83 | 72.18 |
| 120 | Tejerero, Maribel S. | 1.81 | 13.20 | 57.00 | 8.55 | 75.40 | 11.00 | 10.00 | 8.96 | 14.63 | 6.50 | 72.84 |
| 121 | Temporal, Maychell Ross T. | 1.85 | 13.20 | 6.00 | 0.90 | 79.00 | 12.00 | 10.00 | 9.50 | 14.50 | 7.17 | 67.27 |
| 122 | Timbal, Jessa Mae T. | 1.90 | 12.60 | 30.00 | 4.50 | 79.00 | 12.00 | 10.00 | 10.00 | 14.00 | 8.67 | 71.77 |
| 123 | Tindugan, Margarette B. | 1.93 | 12.60 | 41.00 | 6.15 | 77.80 | 11.00 | 10.00 | 10.00 | 13.88 | 8.17 | 71.80 |
| 124 | Torzar, Mary Ann T. | 1.89 | 13.20 | 49.00 | 7.35 | 77.80 | 11.00 | 10.00 | 10.00 | 14.50 | 7.67 | 73.72 |
| 125 | Tubice, Ma. Georgia Antonette R. | 1.77 | 13.80 | 26.00 | 3.90 | 78.00 | 12.00 | 10.00 | 10.00 | 14.19 | 7.50 | 71.39 |
| 126 | Vargas, Liza T. | 2.09 | 12.00 | 20.00 | 7.15 | 76.80 | 11.00 | 10.00 | 10.00 | 14.00 | 7.17 | 71.32 |
| 127 | Vargas, Nikki T. | 1.79 | 13.80 | 40.00 | 6.00 | 86.20 | 14.00 | 10.00 | 10.00 | 13.98 | 10.50 | 78.28 |
| 128 | Manlangit, Diana Jane M. | 1.83 | 13.20 | 19.00 | 2.85 | 81.80 | 13.00 | 9.90 | 8.99 | 14.13 | 9.50 | 71.57 |
| 129 | Rodulfo, Serlyn Ann D. | 2.05 | 12.00 | 35.00 | 5.25 | 77.60 | 11.00 | 10.00 | 9.34 | 14.50 | 9.67 | 71.76 |
| 130 | Sebastian, Carina C. | 1.77 | 13.80 | 19.00 | 2.85 | 83.00 | 13.00 | 10.00 | 9.45 | 14.50 | 7.50 | 71.10 |
| 131 | Tanon, Rhealyn T. | 1.77 | 13.80 | 22.00 | 3.30 | 78.20 | 12.00 | 10.00 | 9.45 | 13.99 | 7.83 | 70.37 |
| 132 | Tariman, Alyssa Mae T. | 1.99 | 12.60 | 22.00 | 3.30 | 81.80 | 13.00 | 10.00 | 9.83 | 14.75 | 7.00 | 70.48 |
| 133 | Añonuevo, Nikki T. | 1.74 | 13.80 | 27 | 4.05 | 77.40 | 11.00 | 10.00 | 10.00 | 14.82 | 6.33 | 70.00 |
| 134 | Baltar, Ramises T. | 1.85 | 13.20 | 27 | 4.05 | 84.40 | 14.00 | 10.00 | 9.50 | 14.47 | 8.17 | 73.39 |
| 135 | Dio, Charlotte T. | 1.76 | 13.80 | 28 | 4.20 | 76.80 | 11.00 | 10.00 | 8.83 | 14.75 | 9.17 | 71.75 |
| 136 | Dio, Jackelyn D. | 1.80 | 13.20 | 8 | 1.20 | 83.80 | 13.00 | 10.00 | 9.00 | 14.75 | 9.67 | 70.82 |
| 137 | Joson, Maria Theresa I. | 1.88 | 13.20 | 51 | 7.65 | 75.00 | 11.00 | 10.00 | 10.00 | 14.75 | 6.83 | 73.43 |
| 138 | Soriao, Rosana O. | 2.06 | 12.00 | 47 | 7.05 | 79.60 | 12.00 | 10.00 | 9.80 | 14.80 | 6.83 | 72.48 |
| 139 | Tanael, Lziel R. | 1.76 | 13.80 | 6 | 0.90 | 84.20 | 14.00 | 10.00 | 9.58 | 14.75 | 7.67 | 70.70 |
| 140 | Jimenez, Annabel S. | 1.99 | 12.60 | 95 | 12.00 | 75.60 | 11.00 | 10.00 | 9.50 | 14.57 | 5.67 | 75.34 |
| 141 | Ternida, Ezraline Kate T. | 1.77 | 13.80 | 7 | 1.05 | 81.60 | 13.00 | 10.00 | 9.50 | 14.44 | 8.83 | 70.62 |
| 142 | Tolledo, Christine Reyna T. | 1.85 | 13.20 | 11 | 1.65 | 84.20 | 14.00 | 10.00 | 9.95 | 14.87 | 8.67 | 72.34 |
| 143 | Tolledo, Maria Theresa F. | 2.26 | 10.80 | 53 | 7.95 | 76.80 | 11.00 | 10.00 | 9.50 | 14.58 | 8.33 | 72.16 |
| 144 | Vista, Era Mae T. | 1.91 | 12.60 | 51 | 7.65 | 80.60 | 12.00 | 10.00 | 9.55 | 14.25 | 8.00 | 74.05 |
| 145 | Benes, Erika Shynne T. | 1.94 | 12.60 | 59.00 | 8.85 | 76.40 | 11.00 | 10.00 | 9.75 | 14.58 | 6.83 | 73.61 |
| 146 | Molina, Camille C. | 1.74 | 13.80 | 53.00 | 7.95 | 77.20 | 11.00 | 10.00 | 10.00 | 12.38 | 6.83 | 71.96 |
| 147 | Dagohoy, Donna Marie T. | 1.91 | 12.60 | 34.00 | 5.10 | 80.60 | 12.00 | 10.00 | 10.00 | 13.25 | 8.67 | 71.62 |
| 148 | Dela Cruz, Arlaine C. | 1.85 | 13.20 | 40.00 | 6.00 | 76.80 | 11.00 | 10.00 | 10.00 | 14.13 | 7.00 | 71.33 |
| 149 | Morales, Maricel T. | 2.26 | 10.80 | 70.00 | 10.50 | 78.60 | 12.00 | 10.00 | 9.50 | 14.25 | 6.67 | 73.72 |


| | | | | | | | | | | | | |
|-----|-------------------------------|------|-------|-------|-------|-------|-------|-------|-------|-------|-------|-------|
| 150 | Ralla, Keith Maureen T. | 1.88 | 13.20 | 22.00 | 3.30 | 79.40 | 12.00 | 10.00 | 9.67 | 15.00 | 9.67 | 72.84 |
| 151 | Sorlao, Christine Joy B. | 1.83 | 13.20 | 1.00 | 0.15 | 85.40 | 14.00 | 10.00 | 9.83 | 14.75 | 9.17 | 71.10 |
| 152 | Tatel, Anjeanette C. | 2.03 | 12 | 27 | 4.05 | 78.60 | 12.00 | 10.00 | 10.00 | 13.83 | 9.50 | 71.38 |
| 153 | Tomagan, Madelyn P. | 1.90 | 12.60 | 52.00 | 7.80 | 77.60 | 11.00 | 10.00 | 10.00 | 12.56 | 7.00 | 70.96 |
| 154 | Torrana, Sharmine I. | 1.93 | 12.60 | 38.00 | 5.70 | 79.60 | 12.00 | 10.00 | 10.00 | 13.88 | 6.83 | 71.01 |
| 155 | Bacatan, Marianne D. | 2.08 | 12.00 | 50.00 | 7.50 | ? | 11.00 | 10.00 | 10.00 | 14.25 | 7.17 | 71.92 |
| 156 | Mendez, Verisa I. | 1.79 | 13.80 | 22.00 | 3.30 | 82.60 | 13.00 | 10.00 | 10.00 | 13.00 | 7.33 | 70.43 |
| 157 | Samar, Rea V. | 2.16 | 11.40 | 42.00 | 6.30 | 78.60 | 12.00 | 10.00 | 10.00 | 14.74 | 7.50 | 71.94 |
| 158 | Bonifacio, Princess Dianne A. | 1.62 | 14.40 | 6.00 | 0.90 | 84.00 | 14.00 | 10.00 | 10.00 | 14.38 | 9.17 | 72.85 |
| 159 | Cabrera, Maria Kariza T. | 2.10 | 11.40 | 39.00 | 5.85 | 81.00 | 13.00 | 10.00 | 9.34 | 14.25 | 7.83 | 71.67 |
| 160 | Capistrano, Richelle V. | 1.87 | 13.20 | 22.00 | 3.30 | 82.60 | 13.00 | 10.00 | 10.00 | 15.00 | 8.33 | 72.83 |
| 161 | Dolores, Manilyn P. | 2.23 | 12.00 | 51.00 | 7.65 | 75.00 | 11.00 | 10.00 | 10.00 | 14.50 | 6.67 | 71.82 |
| 162 | Teston, Dizza | 1.70 | 13.80 | 30.00 | 4.50 | 77.40 | 11.00 | 10.00 | 10.00 | 15.00 | 7.83 | 72.13 |
| 163 | Tutaness, Reinalyn P. | 2.12 | 11.40 | 44.00 | 6.60 | 75.00 | 11.00 | 10.00 | 10.00 | 14.00 | 7.50 | 70.50 |
| 164 | Alejandro, Marissa C. | 2.01 | 12.00 | 35.00 | 5.25 | 80.60 | 12.00 | 10.00 | 10.00 | 14.00 | 7.67 | 70.92 |
| 165 | Angeles, Erika Mae C. | 1.87 | 13.20 | 28.00 | 4.20 | 78.00 | 12.00 | 10.00 | 10.00 | 14.50 | 6.50 | 70.40 |
| 166 | Balmaceda, Cheryl A. | 1.66 | 14.40 | 5.00 | 0.75 | 86.60 | 14.00 | 10.00 | 9.40 | 14.50 | 9.17 | 72.22 |
| 167 | Tutaness, Josie R. | 1.93 | 12.60 | 56.00 | 10.80 | 75.20 | 11.00 | 10.00 | 8.90 | 14.50 | 5.33 | 73.13 |
| 168 | Avila, Shieryl R. | 1.80 | 13.20 | 45.00 | 6.75 | 75.00 | 11.00 | 10.00 | 10.00 | 15.00 | 6.67 | 72.62 |
| 169 | Alintana, Erlinda O. | 2.00 | 12.00 | 6.00 | 3.90 | 79.40 | 12.00 | 10.00 | 10.00 | 14.25 | 8.00 | 70.15 |
| 170 | Nepomuceno, Jory Mae O. | 2.13 | 11.40 | 60.00 | 9.00 | 75.00 | 11.00 | 10.00 | 10.00 | 14.00 | 8.00 | 73.40 |
| 171 | Tayamora, Charina V. | 1.94 | 12.60 | 38.00 | 5.70 | 5.70 | 11.00 | 10.00 | 10.00 | 14.15 | 9.00 | 72.45 |
| 172 | Ternida, Jonna Marie T. | 1.63 | 14.40 | 17.00 | 2.25 | 83.60 | 13.00 | 10.00 | 10.00 | 14.88 | 10.17 | 74.70 |
| 173 | Tugay, Francis Mae O. | 1.90 | 12.60 | 48.00 | 7.20 | 79.60 | 12.00 | 10.00 | 10.00 | 13.75 | 7.83 | 73.38 |
| 174 | Villarey, Jamela T. | 1.75 | 13.80 | 18.00 | 2.70 | 81.20 | 12.00 | 10.00 | 10.00 | 14.75 | 7.17 | 70.42 |
| 175 | ABEJO, NANCY D. | 2.15 | 11.4 | 54 | 8.10 | 75.00 | 11 | 10 | 10.00 | 15.00 | 7.83 | 73.33 |
| 176 | Bernejo, Joyce Bernadeth A. | 2.17 | 11.4 | 73 | 10.95 | 75.00 | 11 | 10 | 10.00 | 14.75 | 6.00 | 74.10 |
| 177 | Cipriano, Christy F. | 1.64 | 14.4 | 6 | 0.90 | 82.40 | 13 | 10 | 9.73 | 14.88 | 10.00 | 72.91 |
| 178 | Cipriano, Joan F. | 1.92 | 12.6 | 33 | 4.95 | 77.00 | 11 | 10 | 9.67 | 13.50 | 8.67 | 70.39 |
| 179 | Domingo, Melchor | 2.19 | 11.40 | 36 | 5.40 | 79.20 | 12.00 | 10 | 9.88 | 15.00 | 8.50 | 72.18 |
| 180 | Francisco, Kris P. | 1.62 | 14.4 | 1 | 2.25 | 76.80 | 11 | 10 | 9.93 | 15.00 | 9.00 | 71.58 |
| 181 | Sales, Jessa Mae P. | 1.93 | 12.6 | 6 | 0.90 | 78.40 | 12 | 10 | 9.92 | 15.00 | 9.63 | 70.05 |
| 182 | Salvidar, Jenalyn O. | 1.59 | 15 | 36 | 5.4 | 79.8 | 12 | 10 | 9.71 | 13.75 | 8.83 | 74.69 |
| 183 | Sapico, Jeanyl E. | 1.69 | 14.40 | 6 | 0.90 | 84.40 | 14.00 | 10 | 9.93 | 14.75 | 7.33 | 71.31 |
| 184 | Tumanlao, Joelyn D. | 2.00 | 12.0 | 36 | 5.40 | 76.20 | 11 | 10 | 9.75 | 14.25 | 8.67 | 71.07 |
| 185 | Yuga, Keishan Cristeen S | 1.98 | 12.60 | 6 | 0.90 | 81.80 | 13.00 | 10 | 10.00 | 14.75 | 9.67 | 70.92 |
| 186 | Yuga, Shydel D. | 1.84 | 13.2 | 14 | 2.10 | 80.40 | 14 | 10 | 9.93 | 14.75 | 7.67 | 71.65 |
| 187 | Creo, Mary Jane A. | 1.78 | 13.80 | 17 | 2.55 | 83.80 | 13.00 | 10 | 9.78 | 14.50 | 7.83 | 71.46 |
| 188 | Del Barrio, Angela Osita C. | 1.96 | 12.60 | 28 | 4.20 | 80.40 | 12 | 10 | 9.62 | 14.25 | 9.50 | 72.17 |

| | | | | | | | | | | | | |
|-----|------------------------|------|-------|----|------|-------|-------|----|-------|-------|-------|-------|
| 189 | Delos Reyes, Shydel P. | 1.65 | 14.40 | 6 | 0.90 | 82.00 | 13.00 | 10 | 9.88 | 14.63 | 9.17 | 71.97 |
| 190 | Escarda, Ma. Rica C. | 1.95 | 12.60 | 26 | 3.90 | 81.00 | 13.00 | 10 | 9.92 | 13.88 | 8.17 | 71.46 |
| 191 | Sena, Sarah Jane D. | 1.84 | 13.20 | 19 | 2.85 | 83.20 | 13 | 10 | 10.00 | 14.75 | 8.67 | 72.47 |
| 192 | Solmiano, Josephine B. | 1.77 | 13.80 | 6 | 0.90 | 83.20 | 13.00 | 10 | 9.92 | 14.88 | 7.67 | 70.16 |
| 193 | Tabor, Jennelyn P. | 1.83 | 13.20 | 28 | 4.20 | 75.40 | 11 | 10 | 9.74 | 14.63 | 8.00 | 70.77 |
| 194 | De Quiroz, Arline E. | 1.95 | 12.6 | 37 | 5.55 | 75 | 11 | 10 | 8.67 | 14.75 | 8.33 | 70.48 |
| 195 | Icanapo, Cairamay I. | 1.87 | 13.2 | 12 | 1.8 | 80.2 | 12 | 10 | 10 | 14.55 | 10.83 | 72.38 |
| 196 | Isorena, Janine A. | 1.88 | 13.2 | 23 | 3.45 | 82.4 | 13 | 10 | 10 | 14.5 | 10 | 74.15 |
| 197 | Isorena, Joanne D. | 2.48 | 9.6 | 30 | 4.5 | 76 | 11 | 10 | 9.5 | 14 | 11.83 | 70.43 |
| 198 | Rima, Rosemarie I. | 1.63 | 14.4 | 3 | 0.45 | 83.6 | 13 | 10 | 9.45 | 13.25 | 8.67 | 71.02 |
| 199 | Sabenario, Jennifer I. | 2.04 | 12 | 17 | 2.55 | 81.8 | 13 | 10 | 10 | 14.25 | 9 | 70.5 |
| 200 | Bernardo, Alvin B. | 2.04 | 12 | 52 | 7.8 | 77.2 | 11 | 10 | 9.63 | 14.5 | 7.33 | 72.26 |

DIVISION SELECTION COMMITTEE


CYNTHIA T. SONEJA
 Member


GINA CUSTODIO
 Member



NELSON T. SICIO
 Member


JOSE RUBEN TRIAS
 Member



JOSE D. BONIFACIO
 Member

DR. EMMANUEL GUERRERO
 Member

Recommending Approval:


MA. LUISA T. DELA ROSA
 Asst. Schools Division Superintendent

Approved:


SUSAN S. COLLANO
 Asst. Schools Division Superintendent
 Officer-In-Charge
 Office of the Schools Division Superintendent



Republic of the Philippines
Department of Education
Region V (Bicol)
Schools Division Office of Catanduanes

REGISTRY OF QUALIFIED TEACHERS APPLICANTS FOR TEACHER-I POSITION
(DepEd Order No. 7 s. 2015)
SY 2021-2022
Junior High School

ARALING PANLIPUNAN

| No. | NAME | Degree/ Major | CRITERIA | | | | | | | | | | | | Total |
|-----|------------------------------|-----------------|-----------|-------|---------------------|------|-------------|--------|---------------------------------|------|-------|-----------|---------------|-------------|-------|
| | | | Education | | Teaching Experience | | PBET Rating | | Specialized Training and Skills | | | Interview | Demo-Teaching | Com. Skills | |
| | | | 20 | GWA | No. of Mos. | Pts | 15 | Rating | Pts | 10 | Cert | | | | |
| 1 | Martirez, Shyra-Mae T. | BSED-Soc. Stud. | 1.63 | 14.40 | 14.00 | 2.10 | 83.20 | 13.00 | 5.00 | 5.00 | 10.00 | 9.67 | 14.42 | 8.33 | 71.92 |
| 2 | Pereyra, Ehyvan T. | AB Pol. Sci. | 2.04 | 12.00 | 6.00 | 0.90 | 85.00 | 14.00 | 5.00 | 5.00 | 10.00 | 10.00 | 13.88 | 9.33 | 70.11 |
| 3 | Samar, Annie Jane | BSED-Soc. Stud. | 1.86 | 13.20 | 1.00 | 0.15 | 85.20 | 14.00 | 5.00 | 5.00 | 10.00 | 10.00 | 14.98 | 7.67 | 70.00 |
| 4 | Samudio, Kelyn E. | BSED-Soc. Stud. | 1.83 | 13.20 | 6.00 | 0.90 | 83.40 | 13.00 | 5.00 | 5.00 | 10.00 | 9.50 | 14.75 | 8.83 | 70.18 |
| 5 | Tenerife, Julie May P. | BSED-Soc. Stud. | 1.91 | 12.60 | 27.00 | 4.05 | 82.60 | 13.00 | 5.00 | 5.00 | 10.00 | 8.60 | 13.38 | 8.83 | 70.46 |
| 6 | Tindugan Ma. Irene B. | BSEd Soc Std | 1.96 | 12.60 | 29.00 | 4.35 | 83.00 | 13.00 | 5.00 | 5.00 | 10.00 | 10.00 | 14.00 | 7.33 | 71.28 |
| 7 | Velasco, Mylene M. (Morales) | BSBA+18 units | 1.93 | 12.6 | 27.00 | 4.05 | 79.40 | 12.00 | 5.00 | 5.00 | 10.00 | 10.00 | 15 | 8.334 | 71.98 |
| 8 | Verano, Angela Darlene S. | BSED-Soc. Stud. | 1.67 | 14.40 | 3.00 | 0.45 | 85.40 | 14.00 | 5.00 | 5.00 | 10.00 | 9.30 | 14.20 | 9.33 | 71.68 |

ENGLISH

| No. | NAME | Degree/ Major | CRITERIA | | | | | | | | | | | | Total |
|-----|--------------------------|---------------|-----------|------|---------------------|-----|-----------------|--------|---------------------------------|-------|------|-----------|---------------------------|----------------------|--------|
| | | | Education | | Teaching Experience | | LET/PBET Rating | | Specialized Training and Skills | | | Interview | Demonstration on Teaching | Communication Skills | |
| | | | 20 | GWA | No. of Months | Pts | 15 | Rating | Pts | Cert. | Demo | | | | |
| 1 | Benavidez Shaina Mae | BSE-English | 1.6 | 14.4 | 12 | 1.8 | 83.2 | 13 | 5 | 5 | 10 | 9.11 | 14.50 | 10.33 | 73.140 |
| 2 | Taboylog Christine Ivory | BSE-English | 1.65 | 14.4 | 6 | 0.9 | 84.60 | 14 | 5 | 5 | 10 | 10 | 14.25 | 10.35 | 73.900 |

FILIPINO

| No. | NAME | Degree/ Major | CRITERIA | | | | | | | | | | | | Total |
|-----|----------------------|---------------|-----------|-------|---------------------|------|-----------------|--------|---------------------------------|-------|------|-----------|---------------------------|----------------------|-------|
| | | | Education | | Teaching Experience | | LET/PBET Rating | | Specialized Training and Skills | | | Interview | Demonstration on Teaching | Communication Skills | |
| | | | 20.00 | GWA | No. of Months | Pts | 15.00 | Rating | Pts | Cert. | Demo | | | | |
| 1 | Clavo, Dabbie Zel P. | BSED Filipino | 1.9 | 12.60 | 14 | 2.10 | 81 | 13 | 5 | 5 | 10 | 10 | 14.20 | 9.50 | 71.40 |

MATHEMATICS

| No. | Name | Degree/Major | CRITERIA | | | | | | | | | | | | | | | Total |
|-----|-----------------------------------|-----------------------|-----------|------|---------------------|-------|-----------------|------|---------------------------------|------|-------|------------|-------------|--------------|---------|--------|--|-------|
| | | | Education | | Teaching Experience | | LET/PBET Rating | | Specialized Training and Skills | | | Inter-view | Demo Tching | Comm. Skills | | | | |
| | | | GWA | Pts | mo. | Pts | Rtg | Pts | Cert | Demo | Total | | | | | | | |
| | | | | | | | | | | | | 20 | 15 | 15 | 10 | | | |
| 1 | Atun, Hazel B. | BSEd-Math | 1.87 | 13.2 | 12.34 | 1.851 | 14 | 84.2 | 14 | 5 | 5 | 10 | 10 | 13.8 | 7.5 | 70.351 | | |
| 2 | Borre, Angelica B. | BSEd-Math | 1.82 | 13.2 | 16 | 2.4 | 13 | 83.2 | 13 | 5 | 5 | 10 | 10 | 14 | 8.334 | 70.934 | | |
| 3 | De Leon, Norway T. | BSEd-Math | 1.73 | 13.8 | | 0 | 14 | 84.8 | 14 | 5 | 5 | 10 | 10 | 14.125 | 10.833 | 72.758 | | |
| 4 | Diwata, Shiella D. | BSEd-Math | 1.6 | 14.4 | 16.77 | 2.516 | 15 | 88 | 15 | 5 | 5 | 10 | 10 | 14.25 | 9.1665 | 75.332 | | |
| 5 | Gianan, Jay P. | BS Math | 1.73 | 13.8 | 49 | 7.35 | 11 | 75 | 11 | 5 | 5 | 10 | 10 | 15 | 6 | 73.150 | | |
| 6 | Magtangob, Jennifer O. | BSEd-Math | 1.97 | 12.6 | 5.5 | 0.825 | 14 | 85.4 | 14 | 5 | 5 | 10 | 10 | 13.5 | 10.0005 | 70.926 | | |
| 7 | Manoguid, Leonora Mila Rafaela T. | BSEd-Math | 1.65 | 14.4 | 8 | 1.2 | 15 | 87.2 | 15 | 5 | 5 | 10 | 10 | 14 | 10.3335 | 74.934 | | |
| 8 | Pantaleon, Paul Augustus DQ. | BSEd-Math | 1.84 | 13.2 | 2 | 0.3 | 13 | 82.6 | 13 | 5 | 5 | 10 | 10 | 14 | 10.3335 | 70.834 | | |
| 10 | Sacris, Wennilyn J. | BSEd-Math | 2.07 | 12 | 13.53 | 2.03 | 14 | 85.6 | 14 | 5 | 5 | 10 | 10 | 13.75 | 9 | 70.780 | | |
| 11 | Sanchez, Leonard T. | BSEd-Math | 2.07 | 12 | 21 | 3.15 | 13 | 82 | 13 | 5 | 5 | 10 | 10 | 14 | 8.667 | 70.817 | | |
| 12 | Solero, Samilyn Mac G. | BS CE + 18 units Educ | 1.72 | 13.8 | 5.5 | 0.825 | 14 | 84.8 | 14 | 5 | 5 | 10 | 10 | 15 | 10.0005 | 73.626 | | |
| 13 | Tayas, Mark Efen Jr. S. | BS-Math | 2.07 | 12 | 24 | 3.6 | 13 | 81.6 | 13 | 5 | 5 | 10 | 10 | 14.5 | 9.1665 | 71.597 | | |
| 14 | Tejerero, Jhon Steve T. | BSEd-Math | 2.01 | 12 | 22.13 | 3.32 | 13 | 83 | 13 | 5 | 5 | 10 | 10 | 14.625 | 8.166 | 71.111 | | |
| 15 | Terrobias, Baby Rose T. | BSEd-Math | 2.05 | 12 | 19.6 | 2.94 | 13 | 81.8 | 13 | 5 | 5 | 10 | 10 | 14 | 9.4995 | 71.440 | | |
| 16 | Valenzuela, Garlyn T. | BSEd-Math | 1.86 | 13.2 | 17 | 2.55 | 14 | 86 | 14 | 5 | 5 | 10 | 10 | 14.5 | 10.6665 | 73.617 | | |
| 17 | Vera, Jessel V. | BSEd-Math | 1.7 | 13.8 | 6 | 0.9 | 14 | 84.4 | 14 | 5 | 5 | 10 | 10 | 14.375 | 9.1665 | 72.242 | | |

MUSIC, ARTS, PHYSICAL EDUCATION AND HEALTH (MAPEH)

| NO. | NAME | DEGREE/MAJOR | CRITERIA | | | | | | | | | | | | | | | TOTAL |
|-----|------------------------|--------------|-----------|-------|---------------------|------|-----------------|-------|---------------------------------|------|-----|------------|---------------|-----------------------|------|-------|--|-------|
| | | | EDUCATION | | TEACHING EXPERIENCE | | LET/PBET Rating | | Specialized Training and Skills | | | INTER VIEW | DEMO TEACHING | Communi cation Skills | | | | |
| | | | GWA | PTS | # OF MO. | PTS | Rating | PTS | Cert | Demo | PTS | | | | | | | |
| | | | | | | | | | | | | 20 | 15 | 15 | 10 | | | |
| 1 | Palmes, Aaron Vince A. | BSED/MAPE | 1.64 | 14.40 | 6.00 | 0.90 | 12 | 79.40 | 12 | 5 | 5 | 10 | 9.85 | 14.90 | 9.33 | 71.38 | | |
| 2 | Tanon, Judy Ann S. | BSED/MAPE | 1.87 | 13.20 | 20.00 | 3.00 | 13 | 81.00 | 13 | 5 | 5 | 10 | 10.00 | 14.53 | 9.33 | 73.06 | | |
| 3 | Timbal, Renz T. | BSED/MAPE | 1.7 | 13.80 | 18.00 | 2.70 | 13 | 82.40 | 13 | 5 | 5 | 10 | 9.70 | 14.75 | 8.50 | 72.45 | | |

SCIENCE

| No. | NAME | Degree/Major | CRITERIA | | | | | | | | | | | | | | | Total |
|-----|---------------------------|--------------|-----------|-------|--------------------------------------|------|-----------------|-----|---------------------------------|------|-------|-----------|---------------|----------------------|--------|--|--|-------|
| | | | Education | | Teaching/Industry Working Experience | | LET/PBET Rating | | Specialized Training and Skills | | | Interview | Demo Teaching | English Comm. Skills | | | | |
| | | | GWA | Pts. | No. of Months | Pts. | Rating | Pts | Cert | Demo | Total | | | | | | | |
| | | | | | | | | | | | | 20 | 15 | 15 | 10 | | | |
| 1 | Evangelista, Rheelyn V | BSEd Bio Sci | 2.29 | 10.80 | 59 | 8.85 | 75 | 11 | 5 | 5 | 10 | 10 | 13.75 | 6.83 | 71.230 | | | |
| 2 | Magtangob, Domingo Jr. T. | BSE Bio | 1.73 | 13.80 | 0 | 0 | 84.4 | 14 | 5 | 5 | 10 | 10 | 14.5 | 10.335 | 72.635 | | | |
| 3 | Tablin, Michael DJ V. | BSEd Bio Sci | 1.85 | 13.20 | 18 | 2.7 | 83.80 | 13 | 5 | 5 | 10 | 10 | 15 | 8.5 | 72.400 | | | |

| | | | | | | | | | | | | | | | |
|---|-------------------|--------------|------|-------|----|------|----|----|---|---|----|----|-------|------|--------|
| 4 | Tevar, Frankie T. | BSEd Bio Sci | 1.89 | 13.20 | 23 | 3.45 | 83 | 13 | 5 | 5 | 10 | 10 | 11.83 | 9.49 | 70.970 |
|---|-------------------|--------------|------|-------|----|------|----|----|---|---|----|----|-------|------|--------|

TECHNOLOGY AND LIVELIHOOD EDUCATION (TLE)

| No. | Name | Degree/Major | CRITERIA | | | | | | | | | | | | Total |
|-----|--------------------------|------------------|-----------|-------|---------------------|-------|-----------------|-------|---------------------------------|------|-------|-----------|---------------------------|----------------------|-------|
| | | | Education | | Teaching Experience | | LET/PBET RATING | | SPECIALIZED TRAINING AND SKILLS | | | Interview | Demonstration on Teaching | Communication Skills | |
| | | | GWA | Pts | No of Months | Pt | Rating | Pts | Cert | Demo | Total | | | | |
| 1 | Bernal, Mary Grace T. | Dressmaking | 15.00 | 12 | 1.8 | 11 | 5 | 5 | 10 | 10 | 15.00 | 8.50 | 71.30 | | |
| 2 | Bernal, Rosnel B. | BTTE-FSM | 1.84 | 13.20 | 28 | 4.2 | 79.40 | 12 | 5 | 5 | 10 | 14.67 | 8.17 | 71.44 | |
| 3 | Bonna, Kayssy V. | BTTE-FSM | 1.96 | 12.60 | 27 | 4.05 | 78.20 | 12 | 5 | 5 | 10 | 14.74 | 7.67 | 71.06 | |
| 4 | Condino, Roberto Realosa | BTTE-FSM/ICT | 1.40 | 15.60 | 150 | 15.00 | 80.00 | 12 | 5 | 5 | 10 | 14.50 | 8.50 | 85.60 | |
| 5 | Cueva, Joan O. | | 1.87 | 13.20 | 31 | 4.65 | 78.20 | 12 | 5 | 5 | 10 | 13.63 | 7.50 | 70.98 | |
| 6 | Rodriguez, Eli Magno | BSIE-Electronics | 2.08 | 12.00 | 26 | 3.90 | 75.20 | 11 | 5 | 5 | 10.00 | 15.00 | 9.33 | 71.23 | |
| 7 | Samar, Sheena Mae Molina | BTTE-FSM | 1.90 | 12.60 | 16 | 2.40 | 77.00 | 11 | 5 | 5 | 10.00 | 14.50 | 10.50 | 71.00 | |
| 10 | Vallespir, Garlit Posada | BA-Bus Adm. | 2.14 | 11.40 | 54.17 | 8.13 | 75.00 | 11.00 | 5.00 | 5.00 | 10.00 | 14.50 | 6.33 | 71.36 | |


FRANCIS T. DURALDE
 Member


GINA B. PARTINO
 Member


JEZEBEL T. OMADTO
 Member


FIDEL A. TEGIM
 Member

DR. EMMARUEL GUERRERO
 Member


MA. LUISA T. DELA ROSA
 Asst. Schools Division Superintendent

SUSAN S. COLLANO
 Asst. Schools Division Superintendent
 Officer-in-Charge
 Office of the Schools Division Superintendent

Recommending Approval:

Approved:



Republic of the Philippines
Department of Education
Region V (Bicol)

Schools Division Office of Catanduanes

REGISTRY OF QUALIFIED APPLICANTS FOR TEACHER-I POSITION
Senior High School
DepEd Order No. 3 s. 2016
SY 2021-2022

ABM

| No. | NAME | DEGREE/MAJOR | FBET/LET | CRITERIA | | | | | | | | | | TOTAL | |
|-----|------------------------------|----------------------------|----------|-----------|-----------|-----------|--|-------|-----------------------|-----------|----------------------|----------------------------|----------------|--------|--------|
| | | | | EDUCATION | | | TEACHING/ INDUSTRY/ WORKPLACE EXPERIENCE | | SPECIALIZE D TRAINING | INTERVIEW | ENGLISH COMM. SKILLS | OUTSTAND ING ACHIEVEM ENTS | DEMO TEACHIN G | | |
| | | | | GWA | Undergrad | Post Grad | PTS | # MO. | | | | | | | PTS |
| 1 | Alberto, Josephine M. | BSBA | 75 | 2.3 | 10.2 | 2 | 12.2 | 56.77 | 15 | 7 | 13 | 5.778 | 0 | 19.165 | 72.143 |
| 2 | Arcega, Lloyd M. | BSC-Management | None | 86 | 11.4 | | 11.4 | 49 | 15 | 10 | 13.00 | 3.33 | 1 | 16.66 | 70.39 |
| 3 | Arcega, Naeceni Sharmaine M. | BS Accounting Technology | 77.2 | 1.95 | 12.6 | | 12.6 | 49.8 | 15 | 6 | 13 | 5.556 | 1 | 18.00 | 71.16 |
| 4 | Balchez, Christian V. | BS Accounting Technology | 82.2 | 2.0 | 12.0 | 2.0 | 14 | 40.73 | 14.365 | 3 | 15 | 6.222 | 0 | 19.165 | 71.75 |
| 5 | Bradecina, Joy M. | BSC-Management Accountancy | 77.2 | 2.3 | 10.8 | | 10.8 | 62.67 | 15 | 7 | 13 | 5.889 | 4 | 16.33 | 72.019 |
| 6 | Dela Peña, Rizzi M. | BSBA-Entrep. | 76.4 | 2.17 | 11.4 | 2 | 13.4 | 57.5 | 15 | 7 | 14 | 4.222 | 2 | 17.34 | 72.96 |
| 7 | Magallanes, Richel R. | BSBA-Entrep. | 77 | 2.1 | 11.4 | | 11.4 | 60.76 | 15 | 7 | 13.00 | 4.333 | 3 | 16.67 | 70.40 |
| 8 | Pitaten, Maria Lourdes B. | BSBA-Management | 83.4 | 2.1 | 11.4 | | 11.4 | 39 | 15 | 3 | 15 | 6.778 | 3 | 19.165 | 73.343 |
| 9 | Rosauro, Cyril Avne P. | BSBA-Financial Mgt. | 77.8 | 1.8 | 13.2 | 2 | 15.2 | 31.8 | 9.9 | 6 | 15.00 | 5.444 | 1 | 20.00 | 72.54 |
| 10 | Sarmiento, Julianne T. | BSBA-Accountancy | 80 | 1.97 | 12.6 | | 12.6 | 41.5 | 14.75 | 10 | 15 | 6.222 | 0 | 15.00 | 73.57 |
| 11 | Sorrera, Evarnell Rhey M. | BS Business Administration | 76.2 | 1.9 | 12.6 | | 12.6 | 31.63 | 9.815 | 3 | 15 | 4.667 | 10 | 19.67 | 74.75 |
| 12 | Tablate, Joecelette A. | BS Accountancy | 80.6 | 2 | 12 | 2 | 14 | 104.1 | 15 | 8 | 15 | 5.111 | 1 | 17.165 | 75.28 |
| 13 | Teves, Christina S. | BSBA-Management | 78 | 90 | 12 | | 12 | 57 | 15 | 5 | 15.00 | 5.222 | 10 | 19.67 | 79.892 |
| 14 | Velasco, Mylene M. | BS Accountancy | 79 | 1.93 | 12.6 | | 12.6 | 45.03 | 15 | 5 | 13 | 5.556 | 1 | 19.50 | 71.66 |
| 15 | Villafuerte, Marivic S. | BSBA-Management | 75 | 2.03 | 12 | | 12 | 85.91 | 15 | 10 | 15 | 7.222 | 1 | 18.33 | 78.55 |

HUMMS-ENGLISH

| No. | NAME | Degree /Major | Eligibility | CRITERIA | | | | | | | | | | Total |
|-----|-------------------------|---------------|-------------|------------|----------------|-------|--------------------------------------|------|-----------------------|-----------|----------------------|---|---------------|-------|
| | | | | Education | | | Teaching/Industry Working Experience | | Specialize d Training | Interview | English Comm. Skills | Portfolio/ Outstandin g Accomplis hment | Demo Teaching | |
| | | | | Unde rgrad | Post- Graduate | Pts. | No. of Months | Pts. | | | | | | |
| 1 | Alberto, Gencer E. | BSED-English | N/A | 1.56 | 0 | 14 | 0 | 0 | 10 | 15 | 6.44 | 6 | 20 | 71.44 |
| 2 | Gianan, Marlon P. | BSED-English | N/A | 1.75 | 0 | 13.00 | 18 | 3 | 10 | 15.00 | 0 | 10 | 20.00 | 71.00 |
| 3 | Laurente, Julie Anne T. | BSED-English | LET | 1.82 | 0 | 13 | 43 | 15 | 10 | 15 | 0 | 0 | 19.75 | 72.75 |
| 4 | Vargas, Joseph T. | BSED-English | N/A | 1.8 | 0 | 13 | 20 | 4 | 10 | 15 | 0 | 10 | 19 | 71 |
| 5 | Vargas, Mary Jean T. | BSED-English | N/A | 1.77 | 0 | 13.00 | 25 | 6.5 | 10 | 15.00 | 0 | 7 | 20.00 | 71.50 |

HUMMS - SOCIAL SCIENCE

| No. | NAME | Degree/Major | Eligibility | CRITERIA | | | | | | | | | | Total | | | |
|-----|---------------------------|------------------------------------|-------------|-----------|---------------|--------------------------------------|-------------|-----------|----------------------|--------------------------------------|---------------|-------|-------|-------|----|----|-----|
| | | | | Education | | Teaching/Industry Working Experience | | Interview | English Comm. Skills | Portfolio/Outstanding Accomplishment | Demo Teaching | | | | | | |
| | | | | Undergrad | Post-Graduate | Pts. | No. of Mos. | | | | | Pts. | | | | | |
| 1 | Dalova, Joven S. | AB Classical Philisophy + Prof. Ed | None | 11.00 | 2.00 | 13.00 | 34.00 | 11.00 | 10.00 | 15.00 | 7.44 | 10.00 | 10 | 15 | 10 | 20 | 100 |
| 2 | Joven Amando | AB-Pol.Sci. | LET | 9.00 | 0.00 | 9.00 | 77.00 | 15.00 | 9.00 | 13.00 | 3.33 | 2.00 | 19.00 | 70.33 | | | |
| 3 | Lumbao, Elmer T. | AB-Economics | NONE | 12.00 | 0.00 | 12.00 | 59.00 | 15.00 | 10.00 | 15.00 | 3.44 | 10.00 | 20.00 | 85.44 | | | |
| 4 | Magallanes Jenny S. | AB Pol. Sci. + Prof. Ed | None | 10.00 | 2.00 | 12.00 | 32.00 | 10.00 | 10.00 | 15.00 | 5.33 | 10.00 | 19.00 | 81.33 | | | |
| 5 | Pitajeri, Maria Lordes B. | BSRS-Mgt | LET | 11.40 | 0.00 | 11.40 | 39.00 | 13.50 | 3.00 | 15.00 | 6.78 | 4.00 | 19.16 | 72.84 | | | |
| 6 | Scorilla, Merty R. | BSED-Social Studies | None | 10.00 | 2.00 | 12.00 | 96.00 | 15.00 | 10.00 | 15.00 | 3.20 | 10.00 | 20.00 | 85.20 | | | |
| 7 | Suarez, Haissam G. | AB - Pol.-Sci+18 units | None | 10.00 | 0.00 | 10.00 | 84.00 | 15.00 | 6.00 | 15.00 | 4.79 | 7.00 | 19.00 | 76.79 | | | |

SPA

| NO. | NAME | PBET/LET RATING | CRITERIA | | | | | | | | | | TOTAL | |
|---------------|--------------------------|-----------------|-----------|------|--|-----|------------------------------------|-----|----------------------|-----------|----------------------|-----------------------------|-------|---------------|
| | | | EDUCATION | | TEACHING/ INDUSTRY/ WORKPLACE EXPERIENCE | | Additional Points for Teaching Exp | | SPECIALIZED TRAINING | INTERVIEW | ENGLISH COMM. SKILLS | OUTSTANDING ACCOMPLISHMENTS | | DEMO TEACHING |
| | | | GWA | PTS | # OF MO. | PTS | No. of Months | Pts | | | | | | |
| Arts & Design | | | 15 | | 20 | | | | 15 | 5 | 15 | 15 | 15 | 100.0 |
| 1 | BEN, CHRISTINE PHOEBE C. | 79 | 2.19 | 7.5 | 0 | 56 | 20 | 0 | 15 | 3.22 | 15 | 15 | 15 | 90.72 |
| 2 | TAPEL, MARK JOYCES M. | 75 | 1.94 | 8.25 | 0 | 50 | 20 | 0 | 15 | | 15 | 15 | 15 | 88.25 |

STEM-MATHEMATICS

| No. | NAME OF APPLICANT | Eligibility | CRITERIA | | | | | | | | | | TOTAL | |
|-----|-----------------------|-------------|-----------|-----|--|-----|----------------------|-------------------------------------|---------------|-----------|------------------------------|----|-------|--------|
| | | | EDUCATION | | TEACHING/ INDUSTRY/ WORKPLACE EXPERIENCE | | SPECIALIZED TRAINING | PORTFOLIO/ OUTSTANDING ACHIEVEMENTS | DEMO TEACHING | INTERVIEW | ENGLISH COMMUNICATI ON SKILL | | | |
| | | | GWA | PTS | No. of Months | Pts | | | | | | | | |
| 1 | Magtagnob, Marilon O. | LET | 2.1 | 11 | 70 | 15 | 15 | 0 | 10 | 19.33 | 15 | 15 | 7.667 | 70.997 |

STEM-SCIENCE

| No. | NAME | Eligibility | CRITERIA | | | | | | | | | | Total |
|-----|---------------------------|-------------|-----------|-----|--------------------------------------|------|-----------------------|-------------------------------------|---------------|-----------|----------------------|----|--------|
| | | | Education | | Teaching/Industry Working Experience | | Specialize d Training | Portfolio/ Outstanding Achievemen t | Demo Teaching | Interview | English Comm. Skills | | |
| | | | GWA | PTS | No. of Months | Pts. | | | | | | | |
| 20 | | | 20 | | 15 | | | | 10 | 10 | 15 | 15 | 100 |
| 1 | Dolores, Laarni A. | LET/RN | 1.87 | 13 | 110 | 15 | 15 | 4 | 17.835 | 15 | 5.667 | 15 | 71.502 |
| 3 | Idanan, Giemarie P. | LET/NLE | 2.01 | 12 | 49 | 15 | 15 | 2 | 18.33 | 13 | 5.55 | 13 | 74.880 |
| 5 | Larezta, Ma. Francisca Y. | NLE | 2.06 | 12 | 64 | 15 | 15 | 2 | 15.34 | 13 | 5.11 | 13 | 72.450 |

