

The DepEd Vision

We dream of Filipinos who passionately love their country and whose values and competencies enable them to realize their full potential and contribute meaningfully to building the nation.

As a learner-centered public institution, the Department of Education continuously improves itself to better serve its stakeholders.

The DepED Mission

To protect and promote the right of every Filipino to quality, equitable, culture-based, and complete basic education where:

***Students** learn in a child-friendly, gender-sensitive, safe, and motivating environment;*

***Teachers** facilitate learning and constantly nurture every learner;*

***Administrators and staff**, as stewards of the institution, ensure an enabling and supportive environment for effective learning to happen;*

***Family, community, and other stakeholders** are actively engaged and share responsibility for developing life-long learners.*

Core Values

Maka-Diyos

Maka-tao

Makakalikasan

Makabansa

CATANDUANES



MANTRA

Every Catandunganon Child Excels

11 Point Agenda

- C**haracter building
- A**ccess to basic education services
- T**ransparency & accountability in education services delivery
- A**uthentic assessment of student's performance
- N**urturing, child-friendly schools
- D**ifferentiated instruction for maximum result
- U**nderstanding climate change
- A**daptive, appropriate students' leadership activities for better student government
- N**ature protection, conservation and preservation
- E**nrich art activities to promote Catandungan cultural heritage
- S**take holders engagement towards better schools

INTRODUCTION

The delivery of quality, accessible, relevant, liberating and inclusive basic education for every Catandunganon Child and the Filipino learners as a whole, has been shared by Catanduanes Division for CY 2018.

Concerted efforts from the National Office, Regional Office and other agencies to generate resources had been exerted all throughout the year and were utilized to the best where they must be.

The Access, Quality and Governance were assessed where, the division is, in these aspects, until the baseline had been established, and aimed for its objectives in its future endeavor.

Now, as its show window, it's time to present the efficiency and effectiveness of the Schools Division Office of Catanduanes in terms of accomplishments on; Improving Access to Basic Education which include: Enrolment Data in Kinder, Elementary, Junior and Senior High Schools both in private and public schools plus, the Special Programs in the Arts and Sports. Along these, the Data on Deployed Teachers in Public Elementary and Secondary Schools were also shown here.

In addition, data on Improving the Quality and Efficiency of the System which included; Five-year Comparative Performance Indicators for Basic Education, Nutritional Status of Pupils/Students and School-Based Feeding Program, Programs and Projects e.g. National, other Locally Funded Projects & Division Initiated Projects, Kinder Education Program, K to 12 Basic Education Curriculum, Reinforcing Private Education, Reading Recovery Program, Foreign Language Program, Special Program in Journalism, MADRASAH (ALIVE) Education Program, Special Education Program, Mother-Tongue-Based Multilingual Education, DepEd Computerization Program, Support to Special Elementary Science School, Support to Science, Technology and Engineering, Schools Improvement Plan, School Report Card, School Governing Council, Gulayan sa Paaralan, Pantawid Pamilyang Pilipino Program, Human Resource Training and Development, Implementation of Redesigned Technical Vocational High Schools Program, Implementation of Division Learning Action Cell, Program

Status Reports, Multi-grade Education Program, Alternative Learning System and Learning Resource Processes.

And, along Governance the following accomplishments are presented; i.e. Gender and Development, Adopt-a-School Program, Learner Information System, Enhanced Basic Education Information System, Research and Development, Financial and Physical Facilities.

At latter part of this document, relevant Statistical Tables were presented to support the data.

WHAT WE WANT TO ACHIEVE

DepEd Catanduanes Vision:

“Every school-aged Catandunganon excels; nurtured in a culture of excellence, inspired to grow in a safe, inclusive and accessible learning environment with liberating quality basic education for lifelong learning.”

Strategic Goals

Characterization of the priority schools revealed challenges categorized in three groups such as **Access, Quality and Governance** as shown in table 1 below. It also shows the Strategic Goals created and formulated to resolve such issues embodied in our Division Education Development Plan for 6 years.

Table No. 1. Strategic Goals to address the existing challenges of DepEd-Catanduanes

Challenges	Strategic Goals	Strategic Objectives
Access: 1. Decreasing NER for the elementary. 2. Prevalence of dropouts in schools. 3. Prevalence (average of 7%) of School leavers in the secondary schools.	Strategic Goal No. 1 Complete school participation and total elimination of dropouts and school leavers in all schools in the Division.	1. Assist the priority schools in strengthening partnership with stakeholders to support the financial needs of the students/pupils at risk. 2. Assist the priority schools in securing needed facilities. 3. Facilitate attendance of students from far-flung barangays in coming to school and ensure the

		<p>safety of students against bullying and other distractions</p> <p>4. Intensify the monitoring of drop outs in schools and establish reward system for schools with zero dropout.</p>
<p>Governance:</p> <p>1. Limited instructional supervision of School Heads, Public School District Supervisors, and Educational Program Supervisors.</p>	<p>Strategic Goal No. 3</p> <p>Streamline governance and monitoring and evaluation system in the Division.</p>	<p>1. Increase visibility of School Heads, PSDS's, and EPS's in all schools in the Division.</p> <p>2. Organize and analyze relevant school information for data-based intervention and decision making.</p> <p>3. Recognize best practices of schools.</p>

To determine if we are achieving our Strategic Goals, the following performance indicators per objectives were formulated as shown in **Table 2** below.

OBJECTIVES	PERFORMANCE INDICATORS (TARGETS)
<p>Strategic Goal 1</p> <ol style="list-style-type: none"> 1. Assist the priority schools in strengthening partnership with stakeholders to support the financial needs of the students/pupils at risk. 2. Assist the priority schools in securing needed facilities. 3. Facilitate attendance of students from far-flung barangays in coming to school and ensure the safety of students against bullying and other distractions 4. Intensify the monitoring of drop outs in schools and establish reward system for schools with zero dropout. 	<p>100% of the Priority Schools were assisted.</p> <p>100% of the priority schools established and institutionalized “Project Sagip”</p> <p>Reward system for zero dropouts schools established in the division.</p>
<p>Strategic Goal 2</p> <ol style="list-style-type: none"> 1. Capacitate newly hired teachers (5 years and below) with required competencies both in content and pedagogies. 2. Ensure that all non-majors teachers have a full grasp of content and process skills. 3. Limit the ancillary services assigned to teachers to utmost 2. 4. Provide access to learning resources to priority schools. 5. Enhance the skills and competencies of Multigrade teachers. 6. Complete coverage of the learning competencies within the year. 	<p>100% of the newly hired teachers trained</p> <p>100% of non-major teachers trained</p> <p>100% of the teachers in the priority schools have less than 2 assigned ancillary service.</p> <p>100% of the priority schools should have access in learning resources.</p> <p>100% of the Multigrade teachers trained and provided with instructional materials.</p> <p>100% of the priority schools cover 100% of the learning competencies within the school year.</p>
<p>Strategic Goal 3</p>	<p>Priority schools should be visited at most 2x per month by the PSDS and once a month by the EPS.</p>

<ol style="list-style-type: none"> 1. Increase visibility of School Heads, PSDS's, and EPS's in all schools in the Division. 2. Organize and analyze relevant school information for data-based intervention and decision making. 3. Recognize best practices of schools 	<p>Relevant and organized data per school should be readily available in the Division</p> <p>At least 20% increase in the number of schools awarded per year of implementation.</p>
---	---

WHERE WE WANT TO BE

STRATEGIC GOALS:

1. Every Catandunganon learner has access to safe, liberating inclusive quality basic education.
2. Improve basic education performance/outcomes.
3. Streamline governance and monitoring and evaluation system in the Division.

OBJECTIVES:

1. To improve the performance of the Schools Division of Catanduanes in all levels.

**TABLE 1
DIVISION TARGETS FOR ACCESS & EFFICIENCY
PRIMARY INDICATORS**

LEVEL	Baseline	INDICATORS					
	2016-2017	2017-2018	2018-2019	2019-2020	2020-2021	2021-2022	2022-2023
NET ENROLMENT RATE (NER)							
Kinder							
Target	86.23	88.38	90.54	92.69	94.85	97.00	100.00
Elementary							
Target	87.26	86.03	88.77	91.52	94.26	97.00	100.00
Junior High School							
Target	69.23	71.14	77.79	84.44	91.09	97.00	100.00
Senior High School	NDA						
GROSS ENROLMENT RATE (GER)							
Elementary							
Target	99.40	99.50	99.60	99.70	99.80	99.90	100.00
Junior High School							
Target	91.12	92.10	93.08	94.06	95.04	96.02	97.00
Senior High School	NDA						
COMPLETION RATE (CR)							
Elementary							
Target	75.85	80.08	84.31	88.54	92.77	97.00	100.00
Junior High School							
Target	74.93	79.34	83.76	88.17	92.59	97.00	100.00
Senior High School	NDA						
DROPOUT RATE (DR)							
Elementary							
Target	.70	.56	.42	.28	.14	.00	.00

Junior High School							
Target	4.97	3.97	2.98	1.98	.99	.00	.00
Senior High School	NDA						
COHORT SURVIVAL RATE (CSR)							
Elementary							
Target	99.36	100.00	100.00	100.00	100.00	100.00	100.00
Junior High School							
Target	90.55	98.77	99.01	99.26	99.51	99.76	100.00
Senior High School	NDA						
RECONSTRUCTED SCHOOL LEVER RATE (SLR)							
Elementary							
Target	.06	.05	.04	.03	.02	.01	.00
Junior High School							
Target	.35	.29	.23	.18	.12	.06	.00
Senior High School	NDA						
TRANSITION RATE (TR)							
Elementary							
Target	99.14	99.28	99.43	99.57	99.71	99.86	100.00
Junior High School							
Target	95.81	96.01	96.21	96.40	96.60	96.80	97.00
Senior High School	NDA						
PROMOTION RATE (PR)							
Elementary							
Target	99.14	99.28	99.43	99.57	99.71	99.86	100.00
Junior High School							
Target	97.93	98.28	98.62	98.97	99.31	99.66	100.00
Senior High School	NDA						
REPETITION RATE (RR)							
Elementary							
Target	1.18	.98	.79	.59	.39	.20	.00
Junior High School							
Target	3.63	3.03	2.42	1.82	1.21	.61	.00
Senior High School	NDA						
RETENTION RATE (RR)							
Elementary							
Target	100.46	100.00	100.00	100.00	100.00	100.00	100.00
Junior High School							
Target	101.23	100.00	100.00	100.00	100.00	100.00	100.00

TABLE 2: IMPROVING QUALITY

LEVEL	Baseline	INDICATORS				
	2016-2017	2017-2018	2018-2019	2019-2020	2020-2021	2021-2022
Elementary						
<i>Target</i>	87.26	86.03	88.77	91.52	94.26	97.00
Junior High School						
<i>Target</i>	69.23	71.14	77.79	84.44	91.09	97.00
Senior High School	NDA					

ASSESSMENT

WHERE WE ARE NOW

At present the Schools Division of Catanduanes has **TWO HUNDRED THIRTY-FOUR (234) Elementary Schools and Forty-two (42) Secondary Schools.**

The following presentation shows the accomplishment in Inclusive Basic Education of the Schools Division of Catanduanes for the Calendar Year 2018. The indicators were generated from Department's data base/system such as the Enhanced Basic Education Information System (EBEIS) and the Learner Information System (LIS).

1. TARGETS vs ACCOMPLISHMENTS

A. FORMAL EDUCATION INDICATORS

**TABLE 1
ACCESS & EFFICIENCY INDICATORS
ELEMENTARY LEVEL**

ELEMENTARY INDICATORS	TARGET 2017-2018	ACCOMPLISHMENT 2017-2018	RESULTS/ GAP	ACHIEVED/ NOT ACHIEVED
GROSS ENROLMENT RATE	99.50	100.05	.55	Achieved
NET ENROLMENT RATE	87.21	91.85	4.64	Achieved
COMPLETION RATE	80.08	80.08	0	Achieved
GRADUATION RATE	98.00	98.11	0.11	Achieved
SIMPLE DROPOUT RATE	0.56	0.70	0.14	Not Achieved
SCHOOL LEAVER RATE	0.05	0.29	0.24	Not Achieved
COHORT SURVIVAL RATE	100	99.36	0.36	Not Achieved
PROMOTION RATE	99.28	98.10	-0.64	Not Achieved
REPETITION RATE	0.98	1.59	0.61	Not Achieved
RETENTION RATE	100	99.34	-0.66	Not Achieved
PRIMARY TO INTERMEDIATE TRANSITION RATE	99.28	98.46	-0.82	Not Achieved

Analysis:

In Table 1 which is the presentation on Access & Efficiency Indicators in Elementary Level shows, that only Four (4) indicators Gross Enrolment Rate (GER), Net Enrolment Rate (NER) or Participation Rate (PR), Graduation Rate (GR) and Completion Rate (CR) were achieved by Elementary Schools in the

Schools Division of Catanduanes based from the accomplishment for 2017-2018 against the target set for SY 2017-2018

TABLE 2
ACCESS & EFFICIENCY INDICATORS
SECONDARY LEVEL

SECONDARY LEVEL INDICATORS	TARGET 2017-2018	ACCOMPLISHMENT 2017-2018	RESULTS/ GAP	ACHIEVED/ NOT ACHIEVED
GROSS ENROLMENT RATE	92.10	101.80	5.8	Achieved
NET ENROLMENT RATE	71.14	80.31	9.17	Achieved
COMPLETION RATE	79.34	79.34	0	Achieved
SIMPLE DROPOUT RATE	3.97	1.24	-2.73	Achieved
GRADUATION RATE	92.00	93.11	1.11	Achieved
SCHOOL LEAVER RATE	0.29	4.33	4.03	Not Achieved
COHORT SURVIVAL RATE	98.77	90.55	16	Not Achieved
PROMOTION RATE	98.28	93.03	-5.25	Not Achieved
REPETITION RATE	3.03	3.74	0.71	Not Achieved
RETENTION RATE	100	94.70	-5.3	Not Achieved
TRANSITION RATE	96.01	92.59	-3.42	Not Achieved

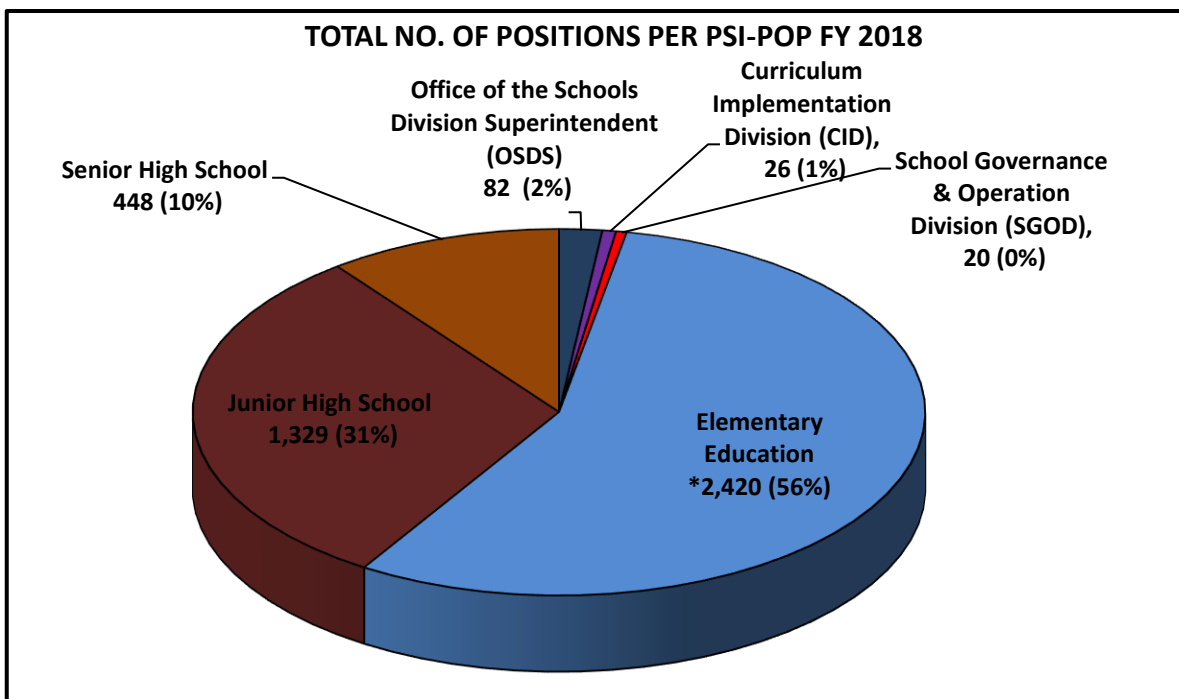
Analysis:

In Table 2 which is the presentation on Access & Efficiency Indicators for Secondary Level shows, that five (5) indicators Gross Enrolment Rate (GER), Net Enrolment (NER) or Participation Rate (PR), Completion Rate (CR), Simple Dropout Rate (SDR) and Graduation Rate (GR) were achieved by the Secondary Schools in the Schools Division of Catanduanes based from the accomplishment for 2017-2018 against the target set for SY 2017-2018.

2. STATUS OF PERSONNEL REQUIREMENTS & DEPLOYMENT

**TABLE 3
PERSONNEL DEPLOYMENT PER FUNCTIONAL DIVISION
PER PSI-POP FY 2018**

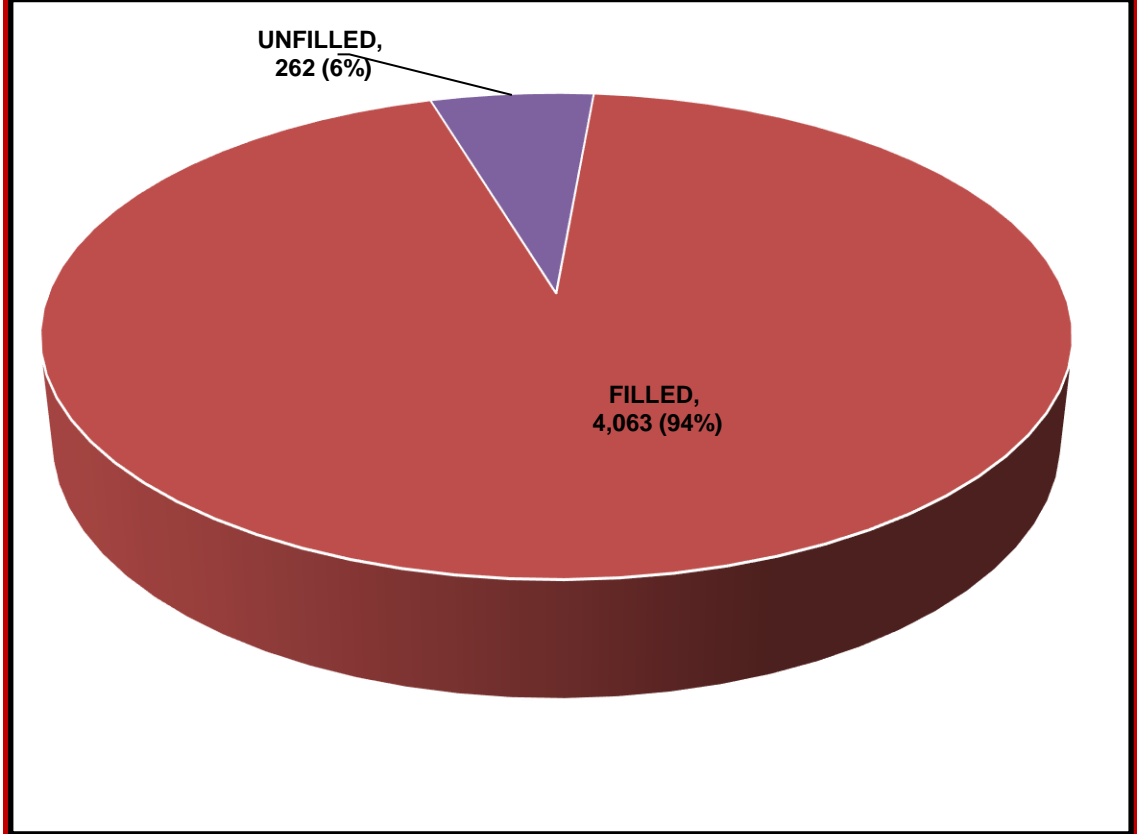
POSITION TITLE	TOTAL NO. OF POSITIONS PER PSI-POP FY 2018	FILLED	UNFILLED
Office of the Schools Division Superintendent (OSDS)	82	69	13
Curriculum Implementation Division (CID)	26	26	0
School Governance & Operation Division (SGOD)	20	20	0
• SDO-Catanduanes Elementary Education	2,420	2,336	84
• SDO-Catanduanes Junior High School	1,329	1,202	127
• SDO-Catanduanes Senior High School	448	410	38
TOTAL	4,325	4,063	262



*Includes the 23 items for Kindergarten Education

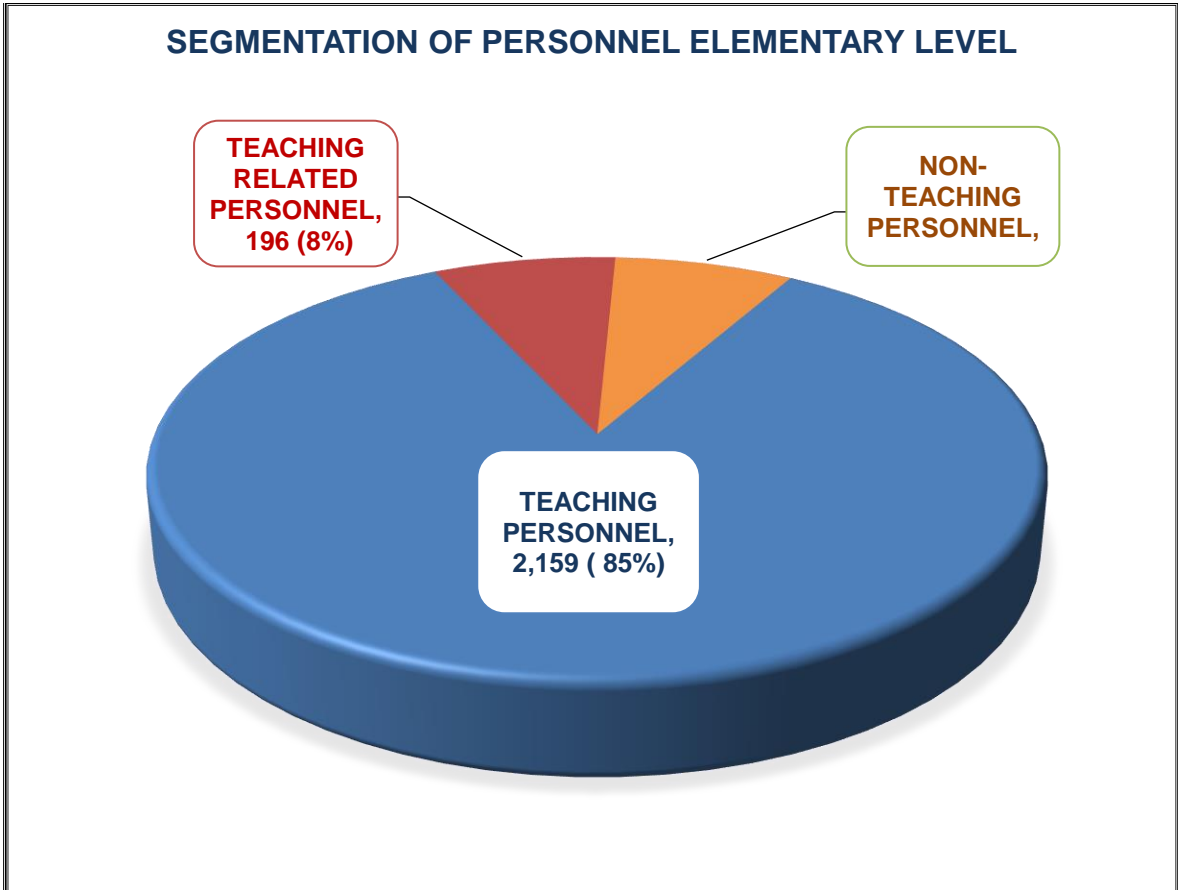
**TABLE 4
TOTAL NUMBER OF POSITION ITEMS PER PERSONAL SERVICES
ITEMIZATION & PLANTILLA OF PERSONNEL (PSI-POP) FY 2018**

TOTAL NO. OF POSITIONS PER PSI-POP 2018	FILLED	UNFILLED
4,325	4,063	262



**TABLE 5
SEGMENTATION OF PERSONNEL
ELEMENTARY LEVEL**

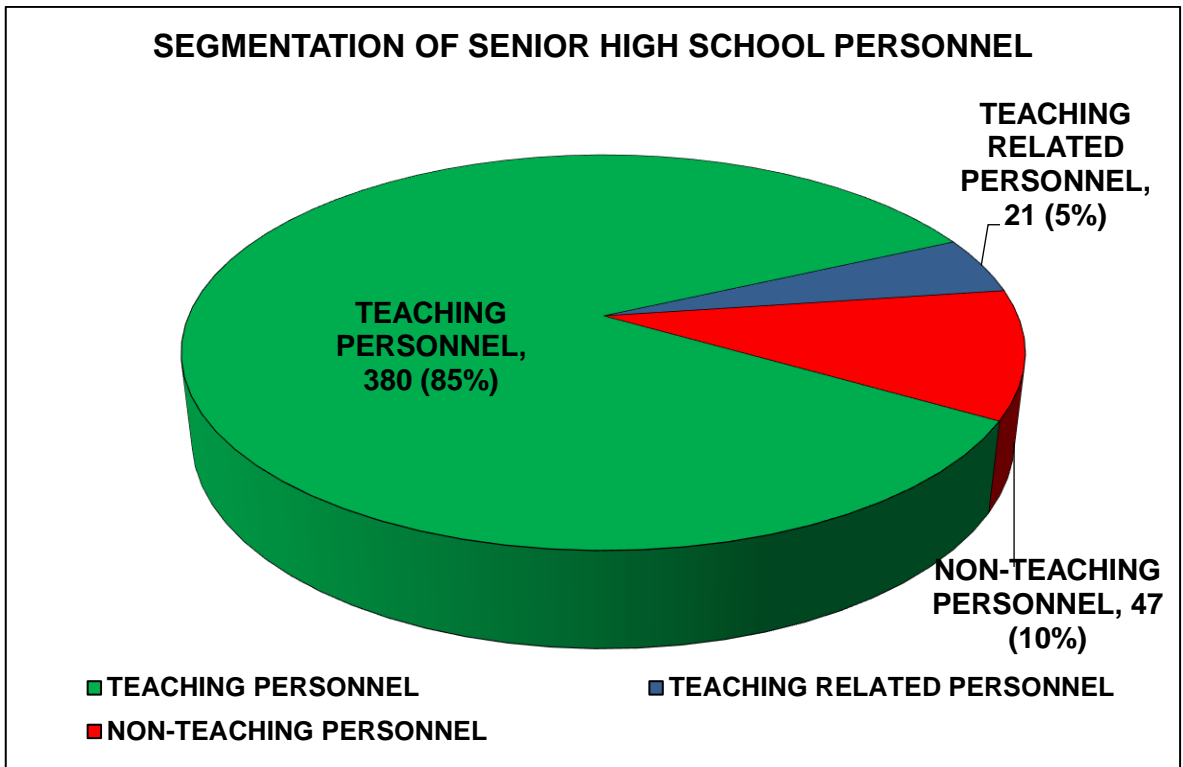
TEACHING PERSONNEL	TEACHING RELATED PERSONNEL	NON-TEACHING PERSONNEL	TOTAL
2,159	196	193	2,548*



*Includes: Elementary Education – 2,420
 Office of the SDS (OSDS) – 82
 Curriculum Implementation Division (CID) – 26
 School Governance & Operation Division (SGOD) - 20

**TABLE 6
SEGMENTATION OF PERSONNEL
SENIOR HIGH SCHOOL LEVEL**

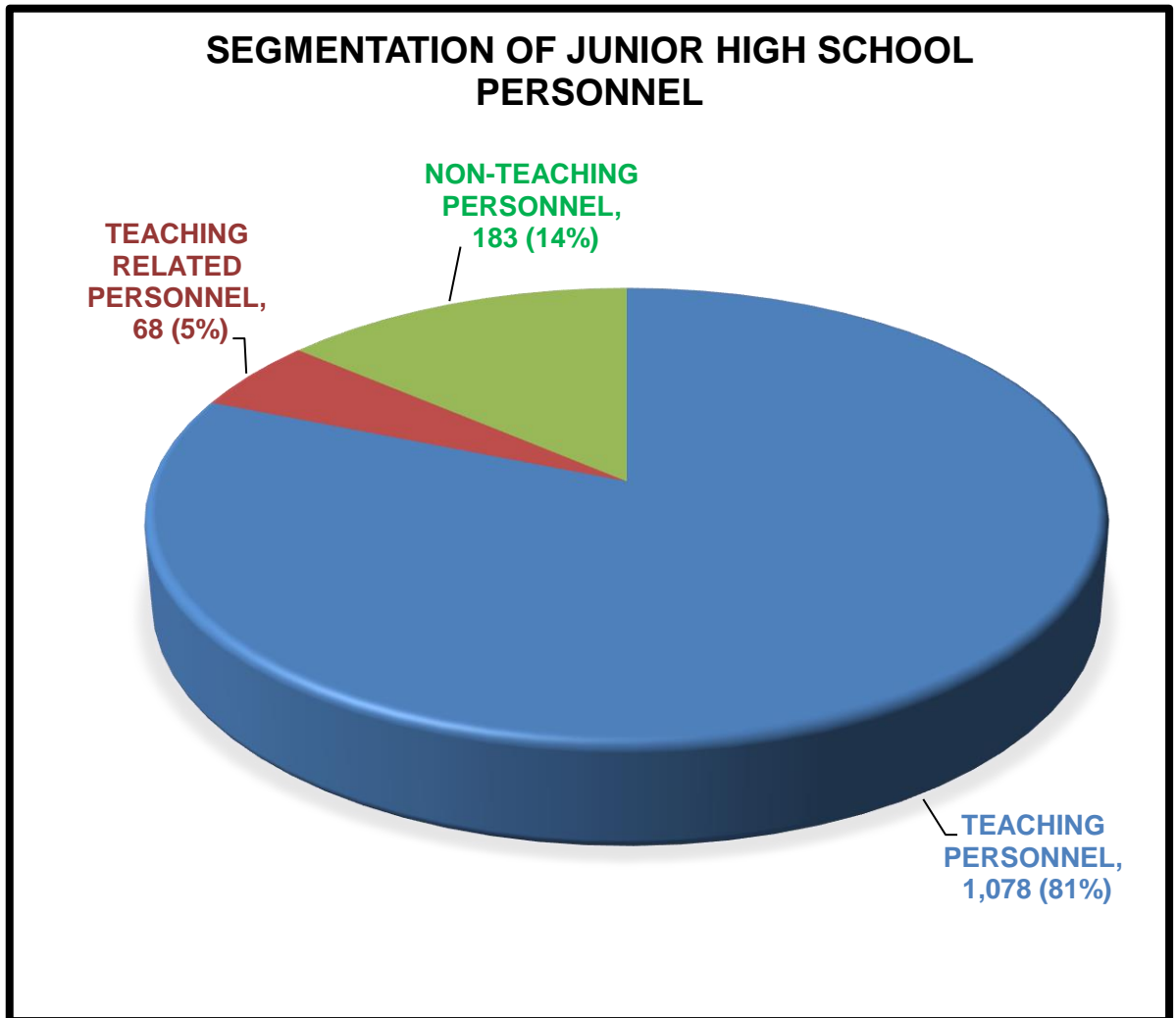
TEACHING PERSONNEL	TEACHING RELATED PERSONNEL	NON-TEACHING PERSONNEL	TOTAL
380	21	47	448



**TABLE 7
SEGMENTATION OF PERSONNEL**

JUNIOR HIGH SCHOOL LEVEL

TEACHING PERSONNEL	TEACHING RELATED PERSONNEL	NON-TEACHING PERSONNEL	TOTAL
1,078	68	183	1,329



**TABLE 8
IMPLEMENTATION STATUS OF PROGRAMS & PROJECTS**

PROGRAM/PROJECT	TARGET	ACCOMPLISH- MENT	STATUS
CLASSROOMS:			
Classroom Construction	359	359	On going
Repair & Rehabilitation of Classroom	124	124	Completed

DepEd COMPUTERIZATION PROGRAM (DCP)			
Elementary	234	234	Completed
Secondary	42	42	Completed
DepEd INTERNET CONNECTIVITY PROGRAM (DICP)			
Elementary	234	234	80 w/o signal
Secondary	42	42	10 w/o signal
KINDERGARTEN: No. of schools Public	234	233	1 school w/o enrolment
No. of Private Schools	22	22	
No. of Teachers handling Kindergarten	240	248	
SPED PROGRAM: Number of Schools Implementing			
Elementary: Inclusive Education	70	72	
Non-Graded	10	12	
Fast Learner	1	1	
Secondary: Non-Graded	1	1	
Inclusive Education	20	20	
MULTIGRADE PROGRAM	200	225	No. of Teachers
• No. of Schools with Multigrade classes	90	90	
SPECIAL SCIENCE in ELEM. SCHOOLS (SSES)	1	1	Elementary
SCIENCE, TECHNOLOGY & ENGINEERING (STE)	1	1	Secondary
SPECIAL PROGRAM FOR THE ARTS (SPA)	1	1	Secondary
SPECIAL PROGRAM FOR SPORTS (SPS)	1	1	Secondary
SPECIAL PROGRAM FOR JOURNALISM (SPJ)	2	2	Elem. & Secondary
ALTERNATIVE LEARNING SYSTEM			
• Basic Literacy Program (BLP)	7562	78	Enrolment vs. completers
• ALS A & E			
○ Elementary	678	91	Enrolment vs.
○ Secondary	2799	773	Completers
• Informal Education (InFEEd)	600	625	Enrolment
REINFORCING PRIVATE EDUCATION			
• Kinder	21	20	W/ permit to
• Elementary	6	6	Operate/Gov't
• Secondary	5	5	recognition
MADRASAH (ALIVE)	3	3	No. of Schools
SCHOOL-BASED FEEDING PROGRAM	234	234	No. of Schools
GULAYAN SA PAARALAN	67/66	67/66	Elem./Secondary
SCHOOL SITES:			
• No. of Schools w/ Title	234/42	1/6	Elem./Secondary
• No. of Schools w/ special patent	233/36	24/1	Elem./Secondary

Table 9
LIST OF PRIVATE PRE-ELEMENTARY & ELEMENTARY SCHOOLS WITH
GOVERNMENT PERMIT AND GOVERNMENT RECOGNITION

	Name of School	Pre-Elementary	Elementary	Government Permit	Government Recognition
1	Catanduanes Praise Oriented School	Yes		Yes	
2	Christian Polytechnic Institute of Catanduanes - IA	yes	Yes	Yes	
3	Dr. Guillermo A. Reyes Adventist School	yes	Yes		2018-2019
4	Marian Formation Center (Bagamanoc)	Yes			2018-2019
5	Marian Formation Center (Bato)	Yes		Yes	
6	Marian Formation Center (Cabugao)	Yes		Yes	
7	Marian Formation Center (Caramoran)	Yes			2018-2019
8	Marian Formation Center (Pandan)	Yes			2018-2019
9	Marian Formation Center (Viga)*	Yes			2017-2018
10	Mind Champs Learning Center	Yes			2018-2019
11	NAS Learning Center	Yes		Yes	
12	New Hope Learning Center	Yes		Yes	
13	Reapers Baptist Learning Center	Yes		Yes	
14	Rock School of Achievers	Yes		Yes	
15	Siloah Learning Institute	Yes	Yes	No	
16	St. Mary's Learning Center	*Yes	Yes	Yes	*2018-2019
17	STAR Learners Center Inc.	Yes	Yes		2018-2019
18	Sweet Child Learning Center	Yes			2018-2019
19	The Blooming Child Developmental School	Yes		Yes	
20	Ville St. John School*	Yes	Yes		2004-2005
21	Virac Kiddie Smart Learning Center*	Yes			2016-2017

TABLE 10
PROCESSING OF GOVERNMENT PERMITS, GOVERNMENT RECOGNITION AND TUITION &
OTHER SCHOOL FEES APPLICATION
SY 2018-2019

Month	August	September	October	November
Activities	Submission of Application to SDO Review/Evaluation of Applications Inform Schools of Deficiencies	Ocular Inspection Inform Schools of Deficiencies Compliance to Ocular Inspection Recommendations	Endorsement of Applications to Regional Office, Ocular Inspection of Regional Office	
Target	26 schools	26 schools	26 schools	
Actual	20 schools	26 schools	26 schools	
Gap	2 schools submitted in September 3 Schools submitted in November			

***HIGHLIGHT OF
ACCOMPLISHMENTS
CALENDAR YEAR 2018***

1. IMPROVING ACCESS TO BASIC EDUCATION

1.1 FORMAL EDUCATION

TABLE 1
Comparative District Enrolment Data in Public Kindergarten Schools

District	2018-2019	Inc./Dec.	%	2017-2018	Inc./Dec.	%	2016-2017	Inc./Dec.	%	2015-2016	Inc./Dec.	%	2014-2015	Inc./Dec.	%	2013-2014
Bagamanoc North	120	-3	-2.5	123	27	21.95	96	0	0	96	-30	-31.25	126	3	2.38	123
Bagamanoc South	124	-29	-23.38	153	56	36.60	97	-7	-7.22	104	-4	-3.84	108	-13	-9.83	121
Baras North	121	-10	-8.26	131	28	21.37	103	0	0	103	7	6.80	96	-26	-27.08	122
Baras South	220	16	7.27	204	61	29.90	143	-14	-9.79	157	-25	-15.92	182	-25	-13.74	207
Bato East	260	-4	-1.54	264	43	16.28	221	-5	-2.26	226	-12	-5.31	238	-11	-4.62	249
Bato West	205	4	1.95	201	38	18.91	163	-12	-7.36	175	-9	-5.14	184	-16	-8.69	200
Caramoran North	529	-6	-1.13	535	68	12.71	467	22	4.71	445	10	2.25	435	-58	-13.33	493
Caramoran South	363	-39	-10.74	402	96	23.88	306	49	16.01	257	-62	-23.25	319	18	5.64	301
Gigmoto	241	-5	-2.07	246	55	22.36	191	-19	-9.95	210	-6	-2.86	216	-2	-0.93	218
Pandan East	259	11	4.25	248	84	33.87	164	-46	-34.11	210	-5	-2.38	215	13	6.05	202
Pandan West	328	-41	-12.5	369	103	27.91	266	-36	-13.53	302	-22	-7.28	324	22	6.79	302
Panganiban	215	-18	-8.37	233	35	15.02	198	29	14.65	169	-16	-9.47	185	-72	-38.92	257
San Andres East	394	36	9.14	358	19	5.31	339	-38	-6.88	377	26	6.90	351	-13	-3.70	364
San Andres West	498	68	13.65	430	38	8.84	392	-53	-15.28	445	18	4.04	427	-115	-26.93	542
San Miguel North	245	0	0	245	72	29.39	173	-25	-23.28	198	-3	-1.52	201	0	0	201
San Miguel South	172	13	7.6	159	39	24.53	120	-21	-17.50	141	-6	-4.25	147	20	13.61	127
Viga East	160	-20	-12.5	180	55	30.55	125	-10	-8.0	135	-34	-25.19	169	5	2.96	164
Viga West	382	-21	-5.50	403	83	20.60	320	-14	-4.38	334	-52	-15.57	386	59	15.28	327
Virac North	962	67	6.96	895	184	20.56	711	-124	-17.44	835	-43	-5.15	878	-14	-1.59	892
Virac South	568	61	10.74	507	148	29.19	359	-144	-40.11	503	19	3.77	484	-5	-1.03	489
Grand total	6,366	80	1.30	6,286	1,332	21.19	4,954	-468	-9.45	5,422	-249	-4.59	5,671	-230	-4.06	5,901

Table 1 under Improving Access to Basic Education presents the comparative ***District Enrolment for Kinder*** from SY 2013-2014 to 2018-2019. It exhibited a decreasing trend from SY 2013-2014 to 2016-2017 but gain an increase in school year 2017-2018 of 1,332 or 21.19% kinder pupils and 80 pupils or 1.30% in SY 2018-2019. Comparatively, it can be noticed that the lowest total enrolment registered was 4,954 pupils in SY 2016-2017.

The table also reveal that eleven (11) districts (**Bagamanoc North, Bagamanoc South, Baras North, Bato East, Caramoran North, Caramoran South, Gigmoto, Pandan West, Panganiban, Viga East and Viga West**) manifest decrease in enrolment in SY 2018-2019 compared to the enrolment in SY 2017-2018 in which Pandan West got tremendous decrease of Forty-one (41) pupils, while San Andres West registered the highest increase of enrolment in SY 2018-2019 compared to SY 2017-2018 followed by Virac North and Virac South respectively.

Kindergarten education program has been implemented and institutionalized since SY 2012-2013 pursuant to Republic Act No. 10157, otherwise known as “Kindergarten Education Act” which provides equal opportunities for all children to accessible and mandatory kindergarten education. The Department has set the basic standards for an efficient and effective Kindergarten Education Program implementation for both public and private schools nationwide, which shall serve as basis for accreditation and/or recognition for those intending to put learning centers.

Therefore, more efforts should be exerted by all public and private schools specially the schools in the cited districts to campaign, apply strategies and intervention to increase enrolment for kindergarten for the coming school years.

TABLE 2

Comparative District Enrolment Data in Private Kinder Schools

District	2018-2019	2017-2018	2016-2017	2015-2016	2014-2015	2013-2014
Bagamanoc North	0	0	0	0	0	0
Bagamanoc South	7	3	6	16	0	0
Baras North	0	0	0	0	0	0
Baras South	78	59	20	26	0	0
Bato East	31	22	19	3	0	0
Bato West	8	6	7	7	0	0
Caramoran North	0	0	0	0	0	0
Caramoran South	14	11	18	6	0	0
Gigmoto	0	0	0	0	0	0
Pandan East	0	0	0	0	0	0
Pandan West	9	16	0	9	0	0
Panganiban	0	0	0	0	0	0
San Andres East	57	18	40	35	0	0
San Andres West	0	0	0	0	0	0
San Miguel North	0	0	0	0	0	0
San Miguel South	0	0	0	0	0	0
Viga East	0	0	0	0	0	0
Viga West	30	23	16	23	0	0
Virac North	536	387	16	223	0	0
Virac South	186	182	12	58	39	63
Grand total	956	727	154	406	39	63

Comparative District Enrolment Data for Private Kinder Schools is shown in Table 2. The total enrolment exhibits a fluctuating trend from SY 2013-2014 to 2016-2017 and gain an increase from SY 2017-2018 to SY 2018-2019.

TABLE 3
Comparative District Enrolment Data in Public Elementary Schools*

District	2018	Inc./ Dec.	%	2017	Inc./ Dec.	%	2016	Inc./ Dec.	%	2015	Inc./ Dec.	%	2014	Inc./ Dec.	%	2013
Bagamanoc North	689	-11	-1.60	700	-57	-8.14	757	-41	-5.42	798	112	14.04	686	-164	-23.91	850
Bagamanoc South	811	9	1.11	802	-65	-8.10	867	-47	-5.42	914	72	7.87	842	-60	-7.13	902
Baras North	698	-55	7.90	753	-27	-3.59	780	-19	-2.44	799	-39	-4.88	838	-5	-0.60	843
Baras South	1,115	-39	-3.50	1,154	-107	-9.27	1,261	-5	-0.40	1,266	11	0.87	1,255	-33	-2.63	1,288
Bato East	1,614	71	4.40	1,543	-59	-3.82	1,602	-66	-4.12	1,668	22	1.32	1,646	-33	-2	1,679
Bato West	1,162	-76	-6.54	1,238	-43	-3.47	1,281	-25	-1.95	1,306	-23	-1.76	1,329	-7	-0.53	1,336
Caramoran North	3,004	-97	-3.23	3,101	-198	-6.39	3,299	-62	1.88	3,361	136	4.05	3,225	-273	-8.47	3,498
Caramoran South	1,985	-11	-0.55	1,996	-54	-2.71	2,050	-14	-0.68	2,064	-84	-4.07	2,148	-91	-4.24	2,239
Gigmoto	1,302	-48	-3.70	1,350	-58	-4.30	1,408	-18	-1.28	1,426	-20	-1.40	1,446	37	2.6	1,409
Pandan East	1,229	-48	-3.91	1,277	-99	-7.75	1,376	-16	-1.16	1,392	15	1.08	1,377	-36	-2.61	1,413
Pandan West	2,006	-43	-2.14	2,049	-61	-3	2,110	-113	-5.4	2,223	-32	-1.44	2,255	-63	-2.79	2,318
Panganiban	1,281	-111	-8.70	1,392	-35	-2.51	1,427	-74	-5.2	1,501	-16	-1.07	1,517	-46	-3.03	1,563
San Andres East	2,420	-68	-2.81	2,488	-81	-3.26	2,569	-37	-1.44	2,606	-65	-2.49	2,671	-61	-2.28	2,732
San Andres West	2,844	-131	-4.61	2,975	-117	-3.93	3,092	-92	-2	3,184	109	3.42	3,075	-364	-11.84	3,439
San Miguel North	1,201	-121	-10.07	1,322	-52	-3.93	1,374	-38	-2.8	1,412	10	0.71	1,401	-33	-2.4	1,434
San Miguel South	871	-41	-4.71	912	-57	-6.25	969	-3	-0.31	972	8	0.82	964	-44	-4.56	1,008
Viga East	960	-54	-5.63	1,014	-78	-7.69	1,092	-69	-6.32	1,161	-87	-7.49	1,248	-41	-0.03	1,289
Viga West	2,189	-98	-4.50	2,287	-200	-8.75	2,487	-84	-3.4	2,571	-80	-3.11	2,651	-18	-0.7	2,669
Virac North	6,039	-146	-2.42	6,185	-404	-6.53	6,589	-96	-1.5	6,685	-201	-3	6,886	-91	-1.32	6,977
Virac South	2,937	-117	-4.00	3,054	-185	-6.1	3,239	-120	-3.70	3,359	18	0.54	3,341	-196	-5.87	3,537
Grand total	36,357	-1,235	-3.40	37,592	-2037	-5.42	39,629	-1,039	-2.62	40,668	-133	-0.33	40,801	-1,622	-3.98	42,423

*Inclusive Education

The decrease in *District* (Total) Enrolment Data in Public Elementary Schools from SY 2013-2014 to SY 2018-2019 is apparent in Table 3. Only 2 districts got an increase in enrolment, Bato East with seventy-one (71) pupils and nine (9) pupils in Bagamanoc South, all the rest has decrease enrolment. Due to these results, the schools should exert more effort, apply strategies and intervention to increase enrolment. Coordinating with local government unit in child mapping or surveys to look for all school-age learners who are not in school and diligent information dissemination and campaign are some of strategies.

TABLE 4

Five-Year District Enrolment Data in Public Junior High Schools

SCHOOLS	2018-2019	Inc./Dec.	%	2017-2018	Inc./Dec.	%	2016-2017	Inc./Dec.	%	2015-2016	Inc./Dec.	%	2014-2015	Inc./Dec.	%	2013-2014
Agban NHS	306	25	8.20	281	30	10.68	251	-11	-4.38	262	-15	-5.73	277	-1	-0.36	278
Antipolo NHS	368	32	8.70	336	10	2.98	326	-5	-1.53	331	27	8.16	304	26	8.55	278
Bagamanoc RDHS	658	3	0.46	655	34	5.19	621	-34	-50	655	-24	-3.66	679	35	5.15	644
Baras RDHS	995	-12	-1.21	1,007	154	15.29	853	-101	-11.84	954	407	42.66	547	-307	-56.12	854
Bato RDHS	1,154	44	3.81	1,110	49	4.41	1061	-63	-5.94	1124	4	0.36	1120	17	1.52	1103
Bote Integrated School	196	1	0.51	195	4	2.05	191	-2	-1.05	193	-20	-10.36	213	-7	-3.29	220
Bugao NHS	222	-7	-3.15	229	-5	-2.18	234	0	0	234	5	2.14	229	-12	-5.24	241
Buyo Integrated School	652	103	15.80	549	76	13.84	473	-19	-4.02	492	79	16.06	413	51	12.35	362
Cabcab NHS	435	11	2.53	424	10	2.36	414	-15	-3.62	429	21	4.90	408	-7	-1.72	415
Cabugao Int. School	563	70	12.43	493	2	0.41	491	-19	-3.87	510	64	12.55	446	-39	-8.74	485
Calatagan HS	995	56	5.63	939	16	1.70	923	28	3.03	895	-72	-8.04	967	75	7.76	892
Caramoran RDHS	775	38	4.90	737	51	6.92	686	24	3.50	662	2	0.30	660	11	1.66	649
Caramoran school of Fisheries	626	60	9.58	566	100	17.67	466	-48	-10.30	514	69	13.42	445	14	3.15	431
Catanduanes NHS	3,945	208	5.27	3737	360	9.63	3377	-128	-3.79	3505	188	5.36	3317	146	4.40	3171
Cobo Integrated School	215	7	3.30	208	-16	-7.69	224	10	4.46	214	2	0.93	212	29	13.68	183
Codon NHS	203	-34	-16.75	237	-3	-0.01	240	-3	-1.25	243	-11	-4.53	254	23	9.05	231
Dariao NHS	227	22	9.70	205	188	91.71	176	-20	-11.36	196	11	5.61	185	15	8.11	170
Dororian NHS	153	21	13.73	132	-46	-34.85	178	13	7.30	165	-5	-3.03	170	35	20.59	135
Gigmoto RDHS	657	27	4.11	630	5	0.79	625	-7	-1.12	632	-22	-3.48	654	3	0.46	651
Hawan NHS	272	-23	-8.50	295	-36	-12.20	331	29	8.76	302	-37	-12.25	339	19	5.60	320
Leandro I. Verceles Sr. HS	625	49	7.84	576	6	1.041	570	0	0	570	56	9.82	514	-9	-1.75	523
Lictin Integrated School	219	41	18.72	178	42	23.60	136	-21	-15.44	157	33	21.02	124	30	24.19	94
Mabato HS (SMRDHS Annex)	303	16	5.28	287	-56	-19.51	343	9	2.62	334	-14	-4.19	348	31	8.91	317
Magnesia NHS	214	-12	-5.61	226	19	8.41	207	-9	-4.35	216	-7	-3.24	223	20	8.97	203
Manambrag NHS	450	64	14.22	386	-27	-7	413	30	7.26	383	-23	-6	406	28	6.90	378
Mayngaway NHS	479	-6	-1.25	485	70	14.43	415	-59	-14.22	474	37	7.81	437	64	14.65	373
Milaviga Integrated School	175	-3	-1.71	178	-30	-16.85	208	19	9.13	189	-6	-3.17	195	7	3.60	188

SCHOOLS	2018-2019	Inc./Dec.	%	2017	Inc./Dec.	%	2016	Inc./Dec.	%	2015	Inc./Dec.	%	2014	Inc./Dec.	%	2013
Palta NHS	392	25	6.40	367	-22	-6	389	0	0	389	2	0.51	387	52	13.44	335
Palumbanes Integrated School	197	20	10.15	177	54	31	123	NEWLY CREATED INTEGRATED SCHOOL								
Pandan School of Arts & Trades	1,398	26	1.90	1372	191	13.92	1,181	-120	-10.16	1,301	45	3.5	1,256	-38	-3	1,294
Panganiban NHS	276	30	10.90	246	54	21.95	192	-24	-12.5	216	5	2.31	211	18	8.53	193
Panganiban NHS (CAIC Compound)	536	14	2.61	522	62	11.9	460	-35	-8	495	33	6.67	462	11	2.38	451
San Andres Vocational School	1,783	128	7.20	1,655	908	54.86	747	-856	-115	1,603	129	8.05	1,474	-216	-14.65	1,690
San Jose NHS	613	33	5.38	580	33	5.7	547	21	3.84	526	-8	-1.52	534	36	6.74	498
San Miguel RDHS	988	60	6.07	928	68	7.33	860	-35	-4.1	895	175	19.55	720	0	0	720
San Vicente NHS	211	-2	-0.94	213	-11	-5.16	224	4	1.8	220	-18	-8.18	238	25	10.50	213
Sicmil Integrated School	121	2	1.65	119	11	9.24	108	24	22.23	84	-18	-21.43	102	28	27.45	74
Supang-Datag NHS	565	19	3.36	546	49	8.97	497	-16	-3.22	513	52	10.14	461	49	11	412
Tambongon NHS	474	56	11.81	418	6	1.44	412	0	0	412	24	5.83	388	3	0.77	385
Tinago NHS	235	-9	-3.83	244	-37	-15.16	281	19	6.76	262	-24	-9.16	286	20	7	266
Tubli NHS	814	22	2.70	792	63	7.95	729	-33	-4.53	762	65	8.53	697	108	15.49	589
Viga Rural Dev. HS	1,005	74	7.36	931	73	7.84	858	-70	-8.2	928	84	9.05	844	62	7.35	782
TOTAL	25,690	1,299	5.10	24,391	2,350	9.63	22,041	-1,400	-6.35	23,441	1,295	5.52	22,146	455	2.05	21,691

**TABLE 5
PUBLIC SENIOR HIGH SCHOOL
1st Semester SY2018-2019 Enrolment by Program Offering**

School ID Number	School	Track	Strands	Actual Total Enrolment			Actual Total Enrolment		
				Grade 11			Grade 12		
				Male	Female	Total	Male	Female	Total
302070	Agban NHS	Academic Track	General Academic Strand	13	23	36	10	19	29
		Technical-Vocational-Livelihood Track	Electrical Installation and Maintenance (NC II)	24	1	25	30	0	30
		SCHOOL TOTAL		37	24	61	40	19	59
302071	Antipolo NHS	Academic Track	General Academic Strand	10	19	29	9	19	28
		Technical-Vocational-Livelihood Track	Electrical Installation and Maintenance (NC II)	20	1	21	22	5	27
		Technical-Vocational-Livelihood Track	HE (BPP/FBS/Cookery)	2	20	22	0	0	0
		SCHOOL TOTAL		32	40	72	31	24	55
302072	Bagamanoc Rural DHS	Academic Track	General Academic Strand	0	0	0	10	11	21
		Academic Track	Accountancy, Business, and Management	0	12	12	0	0	0
		Academic Track	Humanities and Social Sciences	3	10	13	0	0	0
		Academic Track	Science, Technology, Engineering, and Mathematics	8	9	17	0	0	0
		Technical-Vocational-Livelihood Track	Computer Hardware Servicing (NC II)	9	12	21	12	15	27
		Technical-Vocational-Livelihood Track	Electrical Installation and Maintenance (NC II)	40	0	40	40	1	41
		Technical-Vocational-Livelihood Track	FBS/BPP/Cookery (NC II)	9	17	26	17	22	39
		Technical-Vocational-Livelihood Track	Dressmaking (NC II)	2	17	19	1	11	12
SCHOOL TOTAL		71	77	148	80	60	140		
302073	Baras Rural DHS	Academic Track	General Academic Strand	5	14	19	6	16	22
		Academic Track	Science, Technology, Engineering, and Mathematics	7	17	24	0	0	0
		Academic Track	Accountancy, Business, and Management	8	7	15	0	0	
		Technical-Vocational-Livelihood Track	Artificial Insemination- Ruminants (NC II)	18	4	22	5	3	8

			Animal Production (NC II)						
		Technical-Vocational-Livelihood Track	Computer Programming (NC IV) Computer Hardware Servicing (NC II)	8	21	29	21	17	38
		Technical-Vocational-Livelihood Track	Electrical Installation and Maintenance (NC II)	45	0	45	30	1	31
		Technical-Vocational-Livelihood Track	Food and Beverage Services (NC II) Cookery (NC II) Bread and Pastry Production (NC II)	10	41	51	9	28	37
		SCHOOL TOTAL		101	104	205	71	65	136
302074	Bato Rural DHS	Academic Track	General Academic Strand	14	31	45	7	33	40
		Academic Track	Science, Technology, Engineering, and Mathematics	27	19	46	10	20	30
		Academic Track	Accountancy, Business, and Management	14	29	43	14	17	31
		Academic Track	Humanities and Social Sciences	12	37	49	30	19	49
		Technical-Vocational-Livelihood Track	Computer Programming (NC IV) Computer Hardware Servicing (NC II)	0	0	0	0	0	0
		Technical-Vocational-Livelihood Track	Electronic Products Assembly & Servicing (NCII)	28	2	30	22	0	22
			Dress Making (NCII)				1	17	18
		Technical-Vocational-Livelihood Track	Carpentry (NC II)	17	0	17	0	0	0
		Technical-Vocational-Livelihood Track	Electrical Installation and Maintenance (NC II)	25	4	29	30	0	30
		Technical-Vocational-Livelihood Track	Food and Beverage Services (NC II) Cookery (NC II) Bread and Pastry Production (NC II)	8	32	40	5	19	24
		SCHOOL TOTAL		145	154	299	119	125	244
302075	Bote Integrated School	Academic Track	General Academic Strand	1	9	10	8	10	18
		Technical-Vocational-Livelihood Track	Food and Beverage Services (NC II) Cookery (NC II) Bread and Pastry Production (NC II)	12	9	21	16	8	24
		SCHOOL TOTAL		13	18	31	24	18	42

302076	Bugao NHS	Academic Track	General Academic Strand	3	8	11	12	12	24
		Technical-Vocational-Livelihood Track	Aquaculture (NC II)	12	11	23	14	8	22
		SCHOOL TOTAL		15	19	34	26	20	46
500031	Buyo Integrated School	Academic Track	General Academic Strand	1	0	1	11	7	18
		Academic Track	HUMSS	17	9	26	0	0	0
		Academic Track	ABM	7	13	20	0	0	0
		Technical-Vocational-Livelihood Track	Food and Beverage Services (NC II) Cookery (NC II) Bread and Pastry Production (NC II)	22	20	42	21	14	35
		SCHOOL TOTAL		47	42	89	32	21	53
302078	Cabcab NHS	Academic Track	General Academic Strand	6	6	12	14	18	32
		Technical-Vocational-Livelihood Track	Bread and Pastry Production (NC II)	14	16	30	7	19	26
		SCHOOL TOTAL		20	22	42	21	37	58
500032	Cabugao IS	Academic Track	General Academic Strand	2	3	5	4	17	21
		Academic Track	Accountancy, Business, and Management	3	4	7	0	0	0
		Technical-Vocational-Livelihood Track	Agri-Fishery Arts (Agriculture)/Dress Making (NC II)	3	4	7	3	0	3
		Technical-Vocational-Livelihood Track	Dress Making (NC II)	1	0	1	1	3	4
			Cookery (NC II)	0	0	0	0	9	9
			Bread and Pastry Production (NC II)	1	9	10	0	9	9
		Technical-Vocational-Livelihood Track	Computer Programming (NC IV) Computer Hardware Servicing (NC II)	3	4	7	1	8	9
		Technical-Vocational-Livelihood Track	Electrical Installation and Maintenance (NC II)	22	0	22	12	3	15
		Technical-Vocational-Livelihood Track	Electronic Products Assembly & Servicing (NCII)	2	0	2	12	0	12
		SCHOOL TOTAL		37	24	61	33	49	82
302084	Calatagan High School	Academic Track	Accountancy, Business, and Management	8	20	28	5	27	32
		Academic Track	General Academic Strand	0	0	0	4	12	16

		Academic Track	Humanities and Social Sciences	25	43	68	19	29	48
		Academic Track	Science, Technology, Engineering, and Mathematics	8	5	13	6	4	10
		Technical-Vocational-Livelihood Track	Food and Beverage Services (NC II) Bread and Pastry Production (NC II)	51	45	96	41	37	78
		Technical-Vocational-Livelihood Track	Technical Drafting (NC II) Computer Hardware Servicing (NC II)	23	16	39	22	7	29
		SCHOOL TOTAL		115	129	244	97	116	213
302081	Caramoran Rural DHS	Academic Track	General Academic Strand	6	18	24	2	24	26
		Technical-Vocational-Livelihood Track	ICT-CSS	11	23	34	0	0	0
		Technical-Vocational-Livelihood Track	Electrical Installation and Maintenance (NC II)	50	1	51	58	1	59
		Technical-Vocational-Livelihood Track	Food and Beverage Services (NC II) Bread and Pastry Production (NC II)	11	30	41	3	46	49
		SCHOOL TOTAL		78	72	150	63	71	134
302082	Caramoran School of Fisheries	Academic Track	General Academic Strand	9	19	28	8	19	27
		Academic Track	Humanities and Social Sciences	4	8	12	0	0	0
		Technical-Vocational-Livelihood Track	Computer Hardware Servicing (NC II)	9	14	23	0	0	0
		Technical-Vocational-Livelihood Track	Electrical Installation and Maintenance (NC II)	0	0	0	34	0	34
		Technical-Vocational-Livelihood Track	Shielded Metal Arc Welding (NC II)	10	0	10	0	0	0
		Technical-Vocational-Livelihood Track	Food (Fish) Processing (NC II)	0	0	0	2	14	16
		Technical-Vocational-Livelihood Track	EPAS	6	0	6	0	0	0
		SCHOOL TOTAL		38	41	79	44	33	77
302083	Catanduanes NHS	Academic Track	Accountancy, Business, and Management	39	109	148	43	90	133
		Academic Track	General Academic Strand	0	0	0	25	53	78
		Academic Track	Humanities and Social Sciences	125	161	286	53	111	164
		Academic Track	Science, Technology, Engineering, and Mathematics	41	53	94	38	54	92
		Arts and Design Track		8	14	22	9	8	17

		Sports Track		0	0	0	1	2	3
		Technical-Vocational-Livelihood Track	Computer Hardware Servicing (NC II)	37	18	55	26	11	37
		Technical-Vocational-Livelihood Track	Electrical Installation and Maintenance (NC II)	111	0	111	49	2	51
		Technical-Vocational-Livelihood Track	FBS/BPP/Cookery (NC II)	12	58	70	20	43	63
		Technical-Vocational-Livelihood Track	Horticulture (NC II)	12	9	21	5	3	8
		Technical-Vocational-Livelihood Track	Dressmaking (NC II)	0	8	8	4	1	5
		Technical-Vocational-Livelihood Track	Shielded Metal Arc Welding (NC II)	27	0	27	48	0	48
		Technical-Vocational-Livelihood Track	Technical Drafting (NC II)	20	5	25	8	8	16
		Technical-Vocational-Livelihood Track	Beauty/ Nail Care (NC II)	1	10	11	2	11	13
		SCHOOL TOTAL		433	445	878	331	397	728
302085	Codon National High School	Academic Track	General Academic Strand	12	2	14	19	18	37
		Academic Track	ABM	4	7	11	0	0	0
		Technical-Vocational-Livelihood Track	Food and Beverage Services (NC II)	2	12	14	6	7	13
		SCHOOL TOTAL		18	21	39	25	25	50
500159	Cobo Integrated School	Technical-Vocational-Livelihood Track	Electrical Installation and Maintenance (NC II)	15	0	15	0	0	0
		Technical-Vocational-Livelihood Track	Organic Agriculture (NC II) Agricultural Crops Production (NC I)	11	4	15	12	9	21
		Technical-Vocational-Livelihood Track	Tailoring (NC II) Dressmaking (NC II)	0	7	7	0	6	6
		SCHOOL TOTAL		26	11	37	12	15	27
302086	Dariao National High School	Academic Track	General Academic Strand	13	12	25	9	11	20
302087	Dororian National High School	Technical-Vocational-Livelihood Track	Electrical Installation and Maintenance (NC II) Computer Hardware Servicing (NC II)	16	15	31	18	10	28
302088	Gigmoto Rural DHS	Academic Track	General Academic Strand	26	22	48	21	19	40
		Technical-Vocational-Livelihood Track	Carpentry (NC II)	0	0	0			0

		Technical-Vocational-Livelihood Track	Food and Beverage Services (NC II) Cookery (NC II) Bread and Pastry Production (NC II)	0	8	8	1	14	15
		Technical-Vocational-Livelihood Track	Computer Hardware Servicing (NC II)	24	23	47	27	13	40
		SCHOOL TOTAL		50	53	103	49	46	95
302089	Hawan National High School	Academic Track	General Academic Strand	16	19	35	13	5	18
302103	Leandro I. Verceles Sr. NHS	Academic Track	General Academic Strand	7	21	28	19	16	35
		Technical-Vocational-Livelihood Track	Carpentry (NC II)	10	0	10	15	0	15
		Technical-Vocational-Livelihood Track	Food and Beverage Services (NC II) Bread and Pastry Production (NC II)	3	44	47	5	34	39
		Technical-Vocational-Livelihood Track	Electrical Installation and Maintenance (NC II)	10	0	10	0	0	0
		SCHOOL TOTAL		30	65	95	39	50	89
500160	Lictin Integrated School	Academic Track	General Academic Strand	6	4	10	3	4	7
		Technical-Vocational-Livelihood Track	HE (BPP/FBS/Cookery)	18	5	23	17	13	30
		SCHOOL TOTAL		24	9	33	20	17	37
302099	Mabato NHS (SMRDHS Annex)	Academic Track	General Academic Strand	7	18	25	14	13	27
		Technical-Vocational-Livelihood Track	Food and Beverage Services (NC II) Cookery (NC II) Bread and Pastry Production (NC II)	16	5	21	12	12	24
		SCHOOL TOTAL		23	23	46	26	25	51
302090	Magnesia National HS	Technical-Vocational-Livelihood Track	AFA (Animal Production)	5	9	14	8	11	19
		Technical-Vocational-Livelihood Track	Electrical Installation and Maintenance (NC II)	4	6	10	4	6	10
			ABM	2	9	11	0	0	0
		SCHOOL TOTAL		11	24	35	12	17	29
302091	Manabrag NHS	Academic Track	General Academic Strand	3	10	13	11	12	23

		Technical-Vocational-Livelihood Track	Carpentry (NC II)	20	0	20	6	0	6
		Technical-Vocational-Livelihood Track	Electronics Products Assembly & Servicing (NCII)	18	2	20	10	0	10
		Technical-Vocational-Livelihood Track	HE (BPP/FBS/Cookery)	2	26	28	1	22	23
		SCHOOL TOTAL		43	38	81	28	34	62
302092	Mayngaway NHS	Academic Track	General Academic Strand	6	10	16	6	12	18
		Academic Track	Humanities and Social Sciences	18	18	36	0	0	0
		Technical-Vocational-Livelihood Track	Computer Hardware Servicing (NC II)	5	16	21	5	2	7
		Technical-Vocational-Livelihood Track	SMAW (NC II)	27	1	28	0	0	0
		Technical-Vocational-Livelihood Track	EIM (NC II)	0	0	0	14	0	14
		Technical-Vocational-Livelihood Track	HE (BPP/FBS/Cookery)	1	12	13	6	25	31
		SCHOOL TOTAL		57	57	114	31	39	70
500415	Milaviga Integrated School	Academic Track	General Academic Strand	13	11	24	16	8	24
302093	Palta NHS	Academic Track	General Academic Strand	12	20	32	13	19	32
		Technical-Vocational-Livelihood Track	Food and Beverage Services (NC II) Bread and Pastry Production (NC II)	21	18	39	19	13	32
		SCHOOL TOTAL		33	38	71	32	32	64
500414	Palumbanes IS	Academic Track	General Academic Strand	17	21	39	0	0	0
302094	Pandan SAT	Academic Track	General Academic Strand	8	37	45	8	21	29
		Academic Track	Accountancy, Business, and Management	15	8	23	3	14	17
		Technical-Vocational-Livelihood Track	Electrical Installation and Maintenance (NC II)	33	0	33	24	0	24
		Technical-Vocational-Livelihood Track	Bread and Pastry Production (NC II)	4	47	51	1	32	33
		Technical-Vocational-Livelihood Track	Shielded Metal Arc Welding (NC II)	35	7	42	44	21	65
		Technical-Vocational-Livelihood Track	Automotive Servicing (NC II)	28	0	28	26	0	26
		Technical-Vocational-Livelihood Track	Computer System Servicing (NC II)	6	35	41	15	42	57
		SCHOOL TOTAL		129	134	263	121	130	251
302095	Panganiban NHS	Academic Track	General Academic Strand	5	28	33	26	20	46

		Technical-Vocational-Livelihood Track	Electrical Installation and Maintenance (NC II)	22	3	25	0	0	0
		SCHOOL TOTAL		27	31	58	26	20	46
309801	Panganiban NHS (CAIC Compound)	Academic Track	General Academic Strand	5	18	23	12	13	25
		Academic Track	STEM	12	6	18	0	0	0
		Academic Track	Accountancy, Business, and Management	5	6	11	4	2	6
		Technical-Vocational-Livelihood Track	Computer System Servicing (NC II)	2	14	16	0	0	0
		Technical-Vocational-Livelihood Track	Organic Agriculture (NC II)	6	9	15	0	13	13
		Technical-Vocational-Livelihood Track	Bread and Pastry Production (NC II)	30	11	41	19	18	37
		Technical-Vocational-Livelihood Track	Tech..Drafting-Creative (NC II)	8	2	10	0	0	0
		SCHOOL TOTAL		68	66	134	35	46	81
302096	San Andres Voc. Sch.	Academic Track	Accountancy, Business, and Management	8	32	40	3	22	25
		Academic Track	General Academic Strand	45	32	77	25	56	81
		Academic Track	Humanities and Social Sciences	53	72	125	22	25	47
		Academic Track	Science, Technology, Engineering, and Mathematics	7	10	17	23	24	47
		Arts and Design Track		5	0	5			
		Technical-Vocational-Livelihood Track	Housekeeping (NC II)	3	18	21	0	0	0
			Bread and Pastry Production (NC II)	6	14	20	8	44	52
		Technical-Vocational-Livelihood Track	Electronics Products Assembly & Servicing (NCII)	5	0	5	11	0	11
			Computer System Servicing (NC II)	26	40	66	20	33	53
		Technical-Vocational-Livelihood Track	Shielded Metal Arc Welding (NC II)	73	7	80	73	4	77
Shielded Metal Arc Welding (NC I)									
Technical-Vocational-Livelihood Track	Technical Drafting (NC II)			0			0		
		SCHOOL TOTAL		231	225	456	185	208	393
302097	San Jose NHS	Academic Track	General Academic Strand	8	29	37	0	30	30
		Technical-Vocational-Livelihood Track	Food and Beverage Services (NC II)	4	25	29	6	12	18
		Technical-Vocational-Livelihood Track	Electrical Installation and Maintenance (NC II)	9	0	9	22	0	22
		Technical-Vocational-Livelihood Track	EPAS	20	0	20	0	0	0

		SCHOOL TOTAL		41	54	95	28	42	70
302098	San Miguel Rural DHS	Academic Track	General Academic Strand	24	21	45	52	24	76
		Academic Track	Science, Technology, Engineering, and Mathematics	9	8	17	8	6	14
		Academic Track	Accountancy, Business, and Management	1	12	13	0	0	0
		Technical-Vocational-Livelihood Track	Electrical Installation and Maintenance (NC II)	13	0	13	0	0	0
		Technical-Vocational-Livelihood Track	Computer Hardware Servicing (CSS) (NC II)	15	19	34	7	13	20
		SCHOOL TOTAL		62	60	122	67	43	110
302100	San Vicente NHS	Academic Track	General Academic Strand	13	16	29	16	14	30
500033	Sicmil IS	Academic Track	General Academic Strand	11	12	23	10	9	19
302102	Supang-Datag NHS	Academic Track	General Academic Strand	16	22	38	15	17	32
		Academic Track	Science, Technology, Engineering, and Mathematics	6	5	11	0	0	0
		Technical-Vocational-Livelihood Track	Computer System Servicing (NC II)	4	10	14	20	5	25
		Technical-Vocational-Livelihood Track	Carpentry (NC II)	27	0	27	0	0	0
		Technical-Vocational-Livelihood Track	Food and Beverage Services (NC II) Bread and Pastry Production (NC II)	7	10	17	8	16	24
		SCHOOL TOTAL		60	47	107	43	38	81
302104	Tambogñon NHS	Academic Track	General Academic Strand	25	23	48	18	18	36
		Technical-Vocational-Livelihood Track	Housekeeping (NC II) Cookery (NC II) Bread and Pastry Production (NC II)	16	25	41	16	20	36
		SCHOOL TOTAL		41	48	89	34	38	72
302105	Tinago National High School	Academic Track	General Academic Strand	4	14	18	20	12	32
		Technical-Vocational-Livelihood Track	Shielded Metal Arc Welding (NC II)	27	2	29	0	0	0
		SCHOOL TOTAL		31	16	47	20	12	32
302106	Tubli National HS	Academic Track	General Academic Strand	9	11	20	10	17	27
		Technical-Vocational-Livelihood Track	Computer Hardware Servicing (NC II)	8	31	39	6	12	18

			Animation (NC II)							
		Technical-Vocational-Livelihood Track	Electrical Installation and Maintenance (NC II)	36	2	38	40	0	40	
		Technical-Vocational-Livelihood Track	Bread and Pastry Production (NC II)	1	24	25	8	25	33	
		SCHOOL TOTAL		54	68	122	64	54	118	
302107	Viga Rural DHS	Academic Track	General Academic Strand	24	18	42	28	41	69	
		Academic Track	Science, Technology, Engineering, and Mathematics	7	11	18	0	0	0	
		Academic Track	Accountancy, Business, and Management	7	4	11	0	0	0	
		Academic Track	Humanities and Social Sciences	8	21	29	0	0	0	
		Technical-Vocational-Livelihood Track	Electrical Installation and Maintenance (NC II)	36	0	36	22	0	22	
		Technical-Vocational-Livelihood Track	Bread and Pastry Production (NC II)	15	29	44	0	0	0	
		Technical-Vocational-Livelihood Track	Cookery (NC II)	0	0	0	16	42	58	
		SCHOOL TOTAL		97	83	180	66	83	149	
		GRAND TOTAL		2422	2469	4892	2031	2106	4137	

**TABLE 6
PRIVATE SENIOR HIGH SCHOOL ENROLMENT 1ST SEMESTER SY2018-2019**

SCHOOL	PRORAM	ENROLMENT G11			ENROLMENT 12		
		Male	Female	Total	Male	Female	Total
402852-Catanduanes School of Advanced Technology, Inc. (CSAT)	1. Technical-Vocational-Track Bread & Pastry Production (NCII)	2	7	9	0	0	0
	2. Technical-Vocational-Track Bar Tending (NCII)	0	0	0	4	14	18
	3. Technical-Vocational-Track Computer System Servicing (NCII)	3	1	4	1	9	10
	4. Technical-Vocational-Track Automotive Servicing (NCII)	5	0	5	12	0	12
	SCHOOL TOTAL	10	8	18	17	23	40
402859-Christian Polytechnic Institute of Catanduanes, Inc. (CPIC)	1. Academic Track- HUMSS	24	31	55	13	9	22
	2. Academic Track- STEM	10	16	26	12	2	14
	3. Academic Track- ABM	6	20	26	6	31	37
	4. Technical-Vocational-Track Electronic Products Assembly & Servicing (NCII)	11	0	11	29	3	32
	5. Technical-Vocational-Track Housekeeping (NCII)	0	0	0	24	9	33
	6. Technical-Vocational-Track Computer System Servicing (NCII)	17	12	29	25	29	54
	SCHOOL TOTAL	68	79	147	109	83	192
402862- Immaculate Conception Seminary Academy of the Diocese of Virac, Inc.	1. Academic Track- GAS	0	0	0	9	0	9
	2. Academic Track- STEM	7	13	20	16	12	28
	3. Academic Track- ABM	11	6	17	0	0	0
	4. Academic Track- HUMSS	15	3	18	0	0	0
	SCHOOL TOTAL	33	22	55	25	12	37

403754- Catanduanes Colleges (CC)	1. Academic Track- ABM	0	5	5	4	7	11
	2. Academic Track- GAS	12	4	16	6	3	9
	3. Academic Track- STEM	0	0	0	6	5	11
	4. Technical-Vocational-Track Food and Beverage Services (NCII)	19	15	34	0	0	0
	5. Technical-Vocational-Track Cookery (NCII)	0	0	0	17	16	33
	SCHOOL TOTAL	31	24	55	33	31	64
600057- Catanduanes State University Laboratory Schools	1. Academic Track- ABM	14	36	50	26	49	75
	2. Academic Track- STEM	24	28	52	46	55	101
	3. Academic Track- HUMSS	9	29	38	23	23	46
	SCHOOL TOTAL	47	93	140	95	127	222
	Grand Total	189	226	415	279	276	555

TABLE 7
DATA ON NUMBER OF SCHOOLS, TEACHING, TEACHING RELATED &
NON-TEACHING PERSONNEL
ELEMENTARY, JUNIOR & SENIOR HIGH SCHOOL

LEVEL	No. of Schools	No. of Teaching Personnel	No. of Teaching Related Personnel	No. of Non-Teaching Personnel
Kindergarten	233	248	196	193
Grade 1-6	234	1,911		
Junior HS	42	1,077	68	183
Senior HS	42	380	21	47

TABLE 8
GOVERNMENT JUNIOR HIGH SCHOOLS TEACHER DEPLOYMENT
SCHOOL YEAR 2013-2014 TO 2018-2019

SCHOOLS	2018-2019	2017-2018	2016-2017	2015-2016	2014-2015	2013-2014
Agban NHS	14	13	13	13	12	12
Antipolo NHS	16	14	13	13	13	13
Bagamanoc RDHS	30	27	27	25	25	25
Baras RDHS	41	35	33	33	33	33
Bato RDHS	45	44	42	37	37	35
Bote Integrated School	13	12	12	12	10	7
Bugao NHS	13	13	13	13	11	11
Buyo Integrated School	23	20	18	18	15	12
Cabcab NHS	20	17	17	17	15	14
Cabugao Int. School	23	20	20	20	19	18
Calatagan HS	40	36	35	35	34	30
Caramoran RDHS	30	26	26	22	22	22
Caramoran school of Fisheries	25	20	19	19	19	19
Catanduanes NHS	151	128	122	120	118	111
Cobo Integrated School	13	12	12	12	9	9
Codon NHS	13	12	12	10	10	10
Dariao NHS	12	8	7	7	6	6
Dororian NHS	7	7	7	7	6	6
Gigmoto RDHS	26	26	23	23	22	22
Hawan NHS	15	15	15	12	12	12
Leandro I. Verceles Sr. HS	28	23	22	20	20	19
Lictin Integrated School	10	7	7	7	4	2
Mabato HS (SMRDHS Annex)	10	10	10	10	10	10

Magnesia NHS	13	12	12	12	9	9
Manambrag NHS	20	17	17	13	13	13
Mayngaway NHS	23	20	18	17	13	12
Milaviga Integrated School	10	10	8	8	6	4
Palta NHS	18	16	16	13	13	13
Palumbanes Integrated School	0	0	0	0	0	0
Pandan School of Arts & Trades	58	50	48	48	48	48
Panganiban NHS	12	10	10	10	8	8
Panganiban NHS (CAIC Compound)	20	20	20	20	17	16
San Andres Vocational School	67	66	66	65	64	64
San Jose NHS	25	22	22	20	18	18
San Miguel RDHS	37	35	34	30	29	26
San Vicente NHS	13	13	13	13	10	8
Sicmil Integrated School	8	8	7	7	6	5
Supang-Datag NHS	26	20	20	20	18	18
Tambongon NHS	20	17	17	15	15	14
Tinago NHS	14	13	13	13	11	10
Tubli NHS	35	30	27	27	23	21
Viga Rural Dev. HS	40	35	33	27	27	27
TOTAL	1,077	959	926	883	830	792

1.2 *ALTERNATIVE LEARNING SYSTEM (NON-FORMAL EDUCATION)*

In the administration of President Rodrigo R. Duterte and being included in the 10-point Agenda of the Department of Education (DEPED) with Secretary Leonor M. Briones, the Alternative Learning System (ALS) is strengthened and expanded with major enhancements to the K to 12 Basic Education Program.

The alignment of ALS K to 12 Curriculum to the formal K to 12 Curriculum is the starting point of its strengthening process. It is substantially aligned but not a mirror image (this means it has more academic-focused competencies compared to the old ALS curriculum. Designed to equip ALS learners with necessary minimum foundational competencies that will prepare them for the Senior High School Program and responds to the unique context of ALS learners.

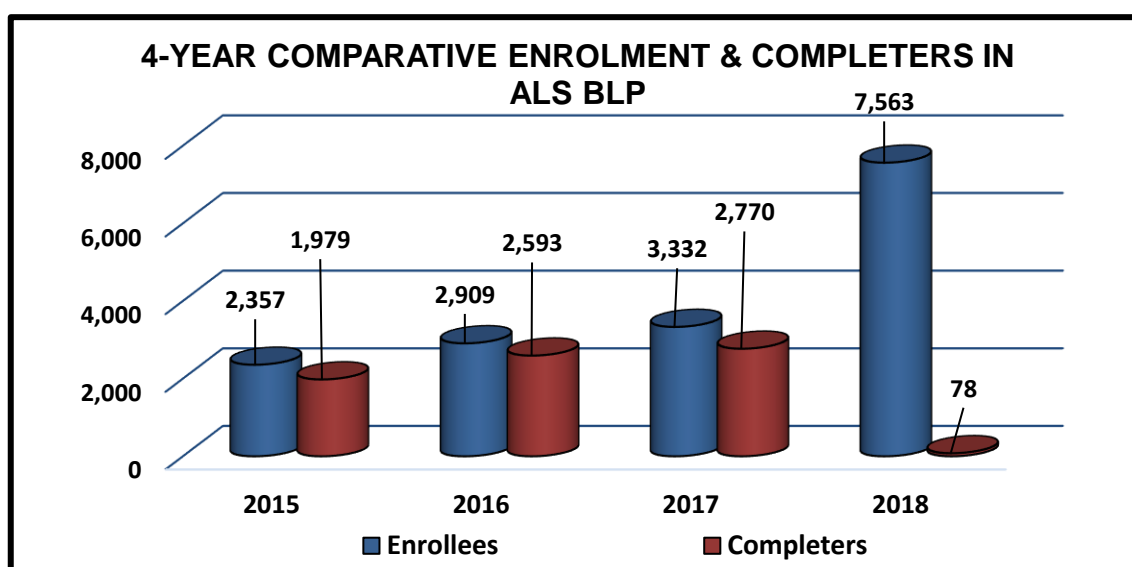
As part of the system, the ALS implementers will now focus on its primary concern which is to address the ALS learners learning needs and aspirations of the target learners, make learners become functional, responsible members of the community and to provide certification that will give them opportunity to continue their studies in junior high school, senior high school, college or technical/ vocational course/ take skills training in TESDA. (NCI & NCII certificate) to become a productive member of the family and of the society.

**TABLE 1
SUMMARY OF ENROLMENT & COMPLETERS IN
ALS PROGRAMS CY 2018**

Delivery Mechanism	ALS PROGRAM UNDER NON-FORMAL EDUCATION					
	BLP		A&E Elementary		A&E Secondary	
	Enrolment	Completers	Enrolment	Completers	Enrolment	Completers
1. DepEd Delivered						
a. Mobile Teachers	1,222	22	64	16	572	223
b. District ALS Coordinators	991	39	111	20	458	144
2. DepED Procured						
a. Literacy Volunteers	3,528	15	299	45	1,170	318
3. Partner						
a. Individual (BLV)	1,822	2	204	9	599	88
Grand Total	7,563	78	678	90	2,799	773

Table 1 under Alternative Learning System (ALS) is the summary data on enrolment and completers from Learner Information System (LIS) Calendar Year 2018. The data shows that out of 11,040 enrollees in all ALS Program only 941 or 8.52% completed the ALS Program. The highest total completers recorded is from A&E Secondary. The recognized completers are the learners who learned the most ALS learning competencies and are ready to take the A&E Test.

**TABLE 2
FOUR-YEAR COMPARATIVE ENROLMENT AND COMPLETERS IN ALS
BASIC LITERACY PROGRAM (BLP)**



4-Year Comparative Data on Enrolment & Completers in ALS-BLP

CALENDAR YEAR	ENROLMENT	COMPLETERS	% of Completers vs. Enrolment
2015	2,357	1,979	83.96%
2016	2,909	2,593	89.14%
2017	3,332	2,770	83.13%
2018	7,563	78	1.03%

The Graphical and Tabular presentations show the 4-Year Comparative Data on enrolment and completers in ALS-BLP from CY 2015 to CY 2018. The data was generated from the Learner Information System (LIS). It can be noted the significant increase from CY 2015 to CY 2018. The basis was the results on the functional Literacy Test (FLT), a diagnostic test given to ALS Learners before conducting ALS Learning Sessions, regardless of their highest educational attainment or completed level in formal school system. CY 2018 also the year wherein the number of Barangay Literacy Volunteers increased.

Likewise, in CY 2018 data also reveal the least number of completers for the four consecutive years. The number of completers shown here are the learners who acquired the competencies, knowledge and skills required to be promoted to the next higher level or qualified to take the ALS A&E test.

This is an eye opener to all ALS Implementers. They shall focus on the major enhancement of ALS Program to the K to 12 Curriculum which means more academic competencies in order to equip ALS learners with necessary foundational competencies which will prepare them for the Senior High School Curriculum.

The primary concerned of ALS Implementers should be to address the ALS learners learning needs in order to make them functional, responsible members of the community and help them acquire certificates to qualify them for higher educational opportunities like graduates of Basic Education, Technical/Vocational Courses, obtaining National Certificates from HEIs/TVIs to equipped them to the world of work in order to become a productive member of the society.

It should be the goal for the ALS implementers to increase their completers in order for them to serve the ALS purpose.

1. 2018 Calendar of Activities and Status

1. Organization of ALS Classes

a. Non-Formal Education Program with total LIS enrolment of 11,040 and total completers of 942

➤ Basic Literacy Program/ Face to Face Instruction (Regular class & with special needs learners)



➤ A&E Elementary & Secondary



➤ **Blended Learning Instruction**



...using Laptops from DEEd under Computerization Program for ALS & BUB fund



...using e-classroom of formal school as scheduled with ICT Coordinator & with permission from School Principal

➤ **Informal Education Program with 11 skills training and 625 ALS learners enrolled**



...Abaca Bag Making



...Table Skirting

➤ 625 ALS learners enrolled



...Abaca Bag Making



...Table Skirting



...Coconut-Based Food



...T-Shirt Printing



...BPP with TESDA



...Chiffon Cake, Chocolate Cake & Puto making with ALS Teachers as Facilitators



...Tocino & Embutido



...Basic Electrical Wiring



...Small Engine

1. Mentoring & Coaching...



...with CID Chief Dr. Josefa V. Zape, Education Program Specialist II for ALS and ALS Master Teachers



...Team Class Observation




... Barangay clean-

...participation to Brigada



...participation to Barangay Fiesta





...attended Two-Day Youth Learning



...attended the Adolescent health & Development & Oral Check-Up conducted by PHO



...Organization of ALS Club




3. Preparation for A&E Test



...A&E test registration at District



...A&E test



...Orientation of A&E Test Room Examiners & Chief



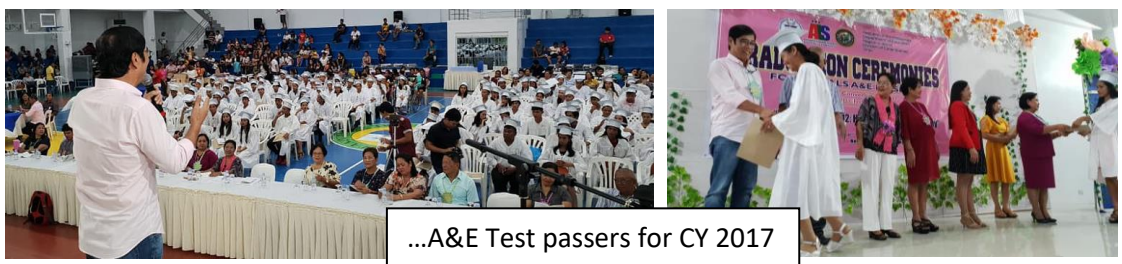


...Monitoring during A&E Test

4. Graduation of A&E Test Passers/ Completion of ALS Learners



...A&E Test passers for CY 2016




...A&E Test passers for CY 2017



...Completion of ALS



5. Assistance extended to ALS Passers



...attended the Orientation for Job Hiring thru TESDA &



...ALS passers to take the entrance exam in CSU,



...ALS passers during enrolment in




...ALS Passer to serve as BLV

6. Capability Building/Enhancement of Skills in Instruction



...attended PRIMALS





...Division Training on the Enhanced LR Portal for ALS



...hosted the Consultative Meeting with Regional ALS Focal Persons & Regional



...attended ALS Kumustahan with Division Chiefs from Central Office



...ALS CI Team

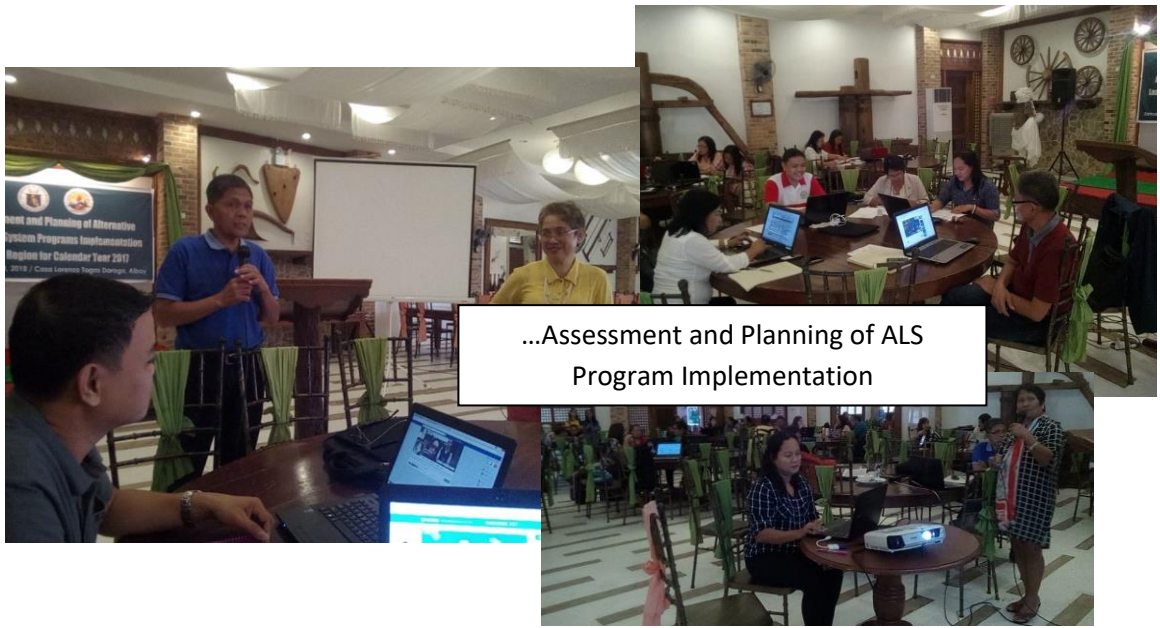


...attended Training for Education Program Specialists II



...Year-End Performance Review





7. Coordination with different Government Offices



...MLCC meeting at Municipality of Bato in preparation for the Search for National Literacy



...National Validation



...Awarded as 5th

Office, Provincial Office, Municipal & Barangay Level



...support to operations fund from central



...release honorarium for ALS enumerator



...BLVs under Deped Procured (with honorarium from Central Office)



...assistance from barangay council





...assistance from DSWD & Municipal Office



...2 computer set from Congressional Office



...assistance from Provincial Office

9. Advocacy Program/ Orientation on ALS Programs & Projects



...Orientation on ALS Programs & Projects at Barangay Level with CID Chief, PSDS, SB Officials and Barangay Officials



...attended barangay



...attended barangay

...attended PTA



...attended 4Ps FDSs



...meeting with Municipal Mayor &





...Resource Person at DOLE's activity with Kasambahays...

10. Monitoring & Evaluation



...monitoring with Asec. G.H. Ambat, Dir. Marilette Almayda and SDS Socorro V.



...extending Technical Assistance of Education Program Specialist II for ALS to ALS teachers in their


11. Conference with ALS Implementers (Quarterly & Zonal)



...Quarterly



...with Zone 3 ALS



...with Zone 4 ALS



...with Zone 2 ALS



...with Zone 1 ALS

12. Conduct of Literacy Mapping



1. Division Initiated Projects

1. Leadership Training for ALS OSYs and Election of Association of ALS Learners in Catanduanes



...different activities during the Leadership Training with the



...induction of Officers of the Association of ALS Learners in Catanduanes with ASDS Ma. Luisa T.

2. Hiring of Barangay Literacy Volunteers & Conduct of Basic Training Course



3. Conduct of ALS SPORTSFEST



4. Conduct of ALS SUMMIT sponsored by Cong Cesar V. Sarmiento with Testimonies of ALS Passers



2. Major Programs & Projects Accomplishments 2018

ALS Major Programs

1. Non-Formal Education	Enrolment 11,040	Completer 942
• Basic Literacy Program (BLP)	7,563	78
DALSCs	991	39
Mobile Teachers	1,221	22
BLVs	5,350	17
• A&E Elementary	678	91
DALSCs	111	20
Mobile Teachers	64	16
BLVs	503	55
• A&E Secondary	2,799	773
DALSCs	572	144
Mobile Teachers	458	223
BLVs	1,769	406
2. Informal Education	625	
• Chiffon Cake Making	- 175	
• Tocino Making	- 85	
• Longganisa Making	- 85	
• Embutido Making	- 85	
• Puto Making	- 30	
• Atsara Making	- 30	
• Banana Cake	- 80	
• T-Shirt Printing	- 20	
• Table Skirting	- 15	
• Abaca Bag Making	- 15	
• Small Engine	- 5	

3. Problems encountered and intervention/solutions applied

1. ALS implementers find difficulties in delivering instructions with new ALS Curriculum under K to 12 Program.

- ✚ Close coordination with CID Chief, Section head/Chiefs, and Supervisors to address our needs along instruction

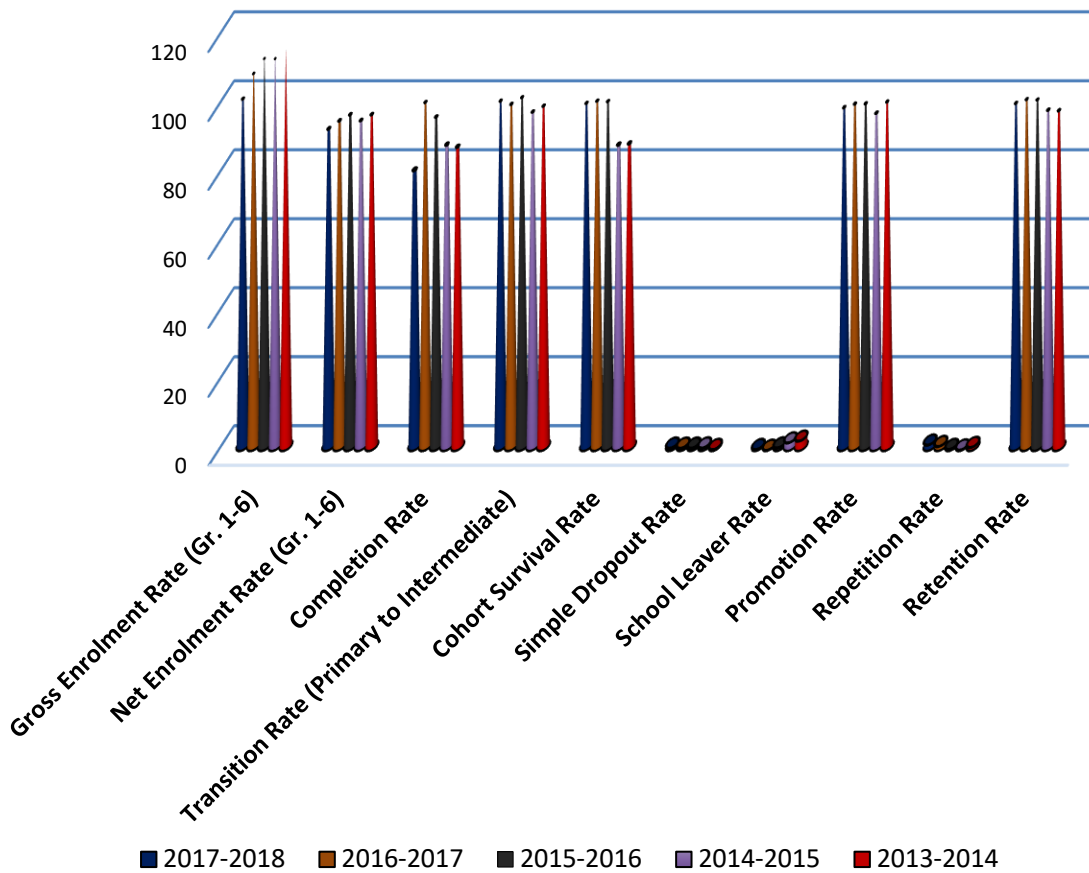
2. Low Participation Rate

- ✚ Strengthened INFED program of Alternative Learning System, coordinated with Barangay Officials, 4Ps Municipal Links and conducted information dissemination by attending barangay sessions & barangay assemblies.

2. IMPROVING THE EFFICIENCY & QUALITY OF THE SYSTEM

2.1 BASIC EDUCATION PERFORMANCE

Five- Year Comparative Performance Indicators Public Elementary Schools (Grade 1-6)



Five- Year Comparative Performance Indicators Public Elementary Schools

Indicators	2017-2018	Inc./Dec.	2016-2017	Inc./Dec.	2015-2016	Inc./Dec.	2014-2015	Inc./Dec.	2013-2014
Gross Enrolment Rate (Gr. 1-6)	100.59	-7.31	107.90	-4.31	112.21	0.02	112.19	-3.38	115.57
Net Enrolment Rate (Gr. 1-6)	91.96	-2.32	94.28	-1.77	96.05	1.67	94.38	-1.7	96.08
Completion Rate	80.08	-19.53	99.61	4.23	95.38	7.98	87.40	0.62	86.78
Transition Rate (Primary to Intermediate)	100.00	0.94	99.06	-1.95	101.01	4.17	96.84	-1.68	98.52
Cohort Survival Rate	99.36	-0.64	100.00	0.12	99.88	12.48	87.40	-0.33	87.73
Simple Dropout Rate	0.70	0.02	0.68	-0.02	0.70	-0.04	0.74	0.43	0.31
School Leaver Rate	0.29	0.23	0.06	-0.71	0.77	-1.45	2.22	-0.51	2.73
Promotion Rate	98.10	-1.04	99.14	-0.08	99.22	2.72	96.50	-3.25	99.75
Repetition Rate	1.59	0.41	1.18	0.86	0.32	0.17	0.15	-0.75	0.90
Retention Rate	99.34	-1.12	100.46	0.12	100.34	2.96	97.38	0.15	97.23

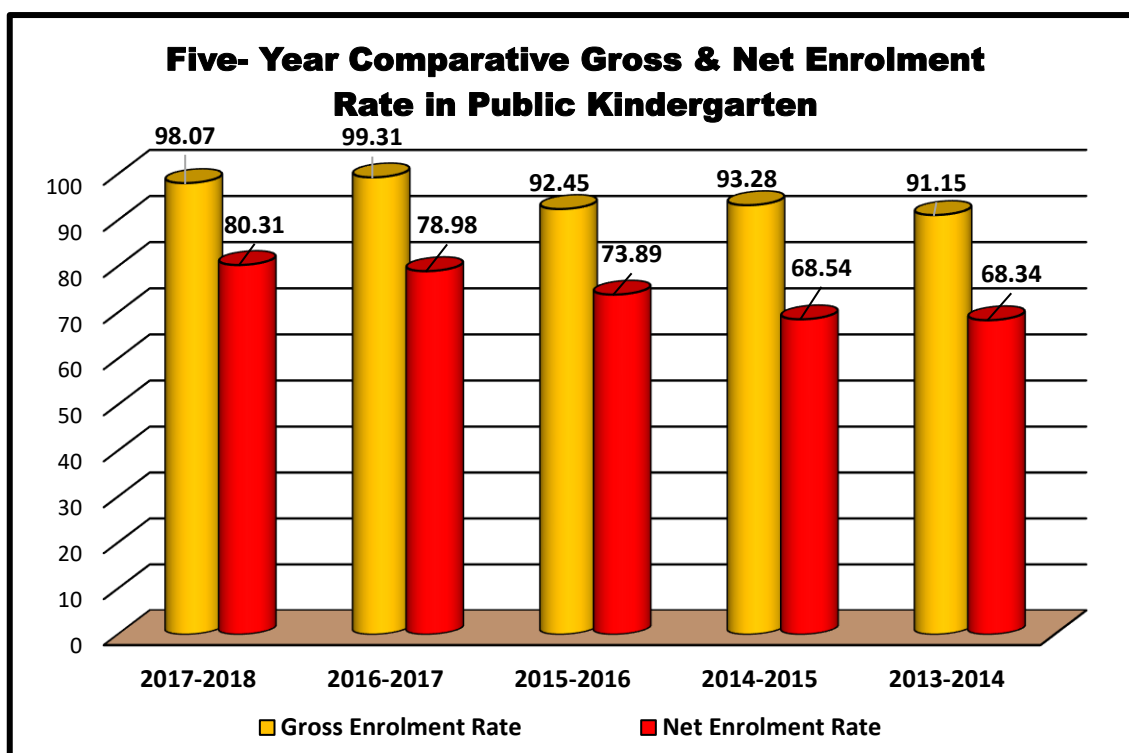
Analysis:

Access Indicators

1. **Gross Enrolment Rate:** Shows decreasing trend from SY 2013-2014 to SY 2017-2018, with 5% average decrease.
2. **Net Enrolment Rate:** Shows a fluctuating trend from SY 2013-2014 to SY 2016-2017 and continue its decreasing trend in the following school year 2017-2018.
3. **Transition Rate:** has decreased in SY 2014-2015 and SY 2016-2017 but show an increase in SY 2015-2016 and SY 2017-2018.

Internal Efficiency Indicators

1. All efficiency indicators for SY 2017-2018 reveal a decreasing result compared to the previous SY 2016-2017.
2. Only in SY 2015-2016 where most of the indicators exhibit a positive result except the slight negative result (increase) in repetition rate compared to the previous school year 2014-2015.
3. In those consecutive school years, all indicators show a fluctuating trend.
4. In the case of Simple Dropout Rate, School Leaver Rate and Repetition Rate, it is favorable to the school/division if these indicators reveal a decreasing trend.

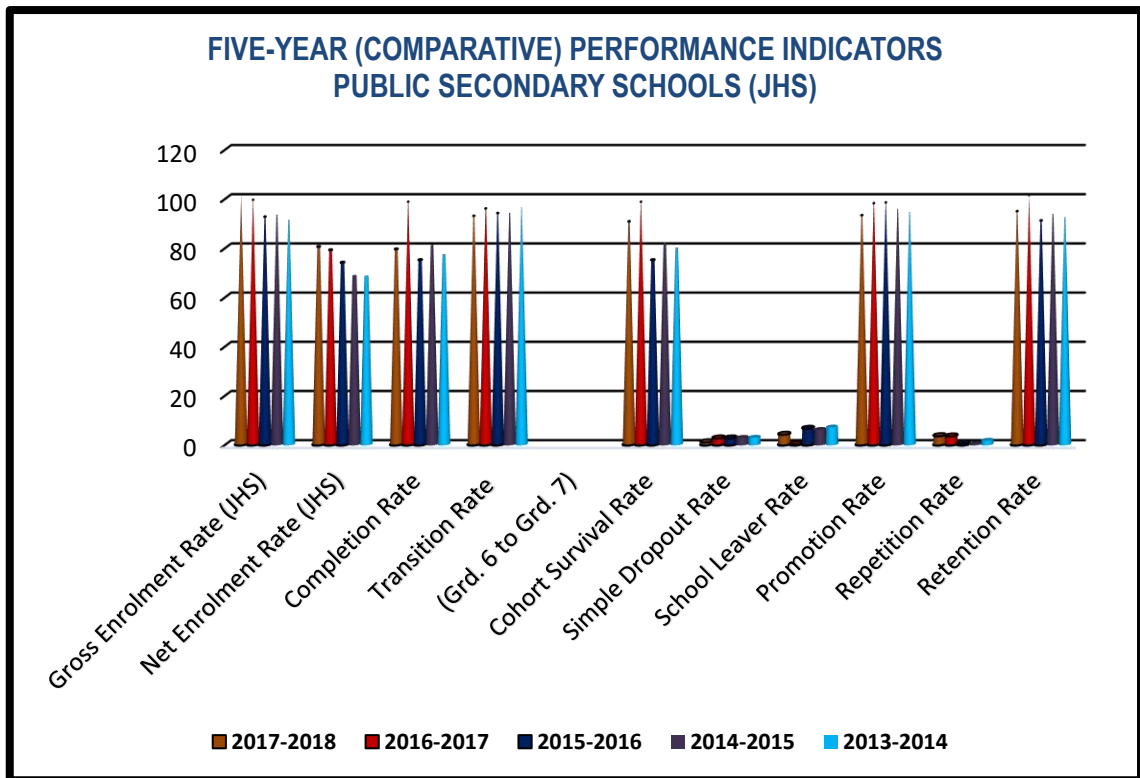


Five- Year Comparative Gross & Net Enrolment Rate In Public Kindergarten

Indicators	2017-2018	Inc./Dec.	2016-2017	Inc./Dec.	2015-2016	Inc./Dec.	2014-2015	Inc./Dec.	2013-2014
Gross Enrolment Rate	98.07	-1.24	99.31	6.86	92.45	-0.83	93.28	2.13	91.15
Net Enrolment Rate	80.31	1.33	78.98	5.09	73.89	5.35	68.54	0.20	68.34

Analysis:

1. Gross Enrolment Rate (GER): shows fluctuating trend. This indicator shows the total enrolment for a particular level, regardless of age, expressed as a percentage of the eligible official school age population of that particular level in a school year. Since the percentage in the GER does not exceed 100%, this means that there is no under and over-aged enrolment in the Kindergarten.
2. Net Enrolment Rate (NER): shows an increasing trend. This measures the extent of participation in a particular level of education of children belonging to the official primary school age.



**Five- Year Comparative Performance Indicators
Public Secondary Schools (JHS)**

Indicators	2017-2018	Inc./Dec.	2016-2017	Inc./Dec.	2015-2016	Inc./Dec.	2014-2015	Inc./Dec.	2013-2014
Gross Enrolment Rate (JHS)	101.80	2.49	99.31	6.86	92.45	-0.83	93.28	2.13	91.15
Net Enrolment Rate (JHS)	80.31	1.33	78.98	5.09	73.89	5.35	68.54	0.20	68.34
Completion Rate	79.34	-19.18	98.52	23.59	74.93	-5.93	80.86	3.78	77.08
Transition Rate (Grd. 6 to Grd. 7)	92.77	-3.03	95.80	1.89	93.91	-0.03	93.94	-2.38	96.32
Cohort Survival Rate	90.55	-7.97	98.52	23.59	74.93	-6.98	81.91	2.09	79.82
Simple Dropout Rate	1.24	-1.58	2.82	0.02	2.80	-0.27	3.07	-0.08	3.15
School Leaver Rate	4.33	3.98	0.35	-6.4	6.75	0.41	6.34	-1.00	7.34
Promotion Rate	93.03	-4.90	97.93	-0.32	98.25	2.67	95.58	1.21	94.37
Repetition Rate	3.74	0.11	3.63	2.74	0.89	0.27	0.62	-1.31	1.93
Retention Rate	94.70	-6.53	101.23	10.31	90.92	-2.64	93.56	1.25	92.31

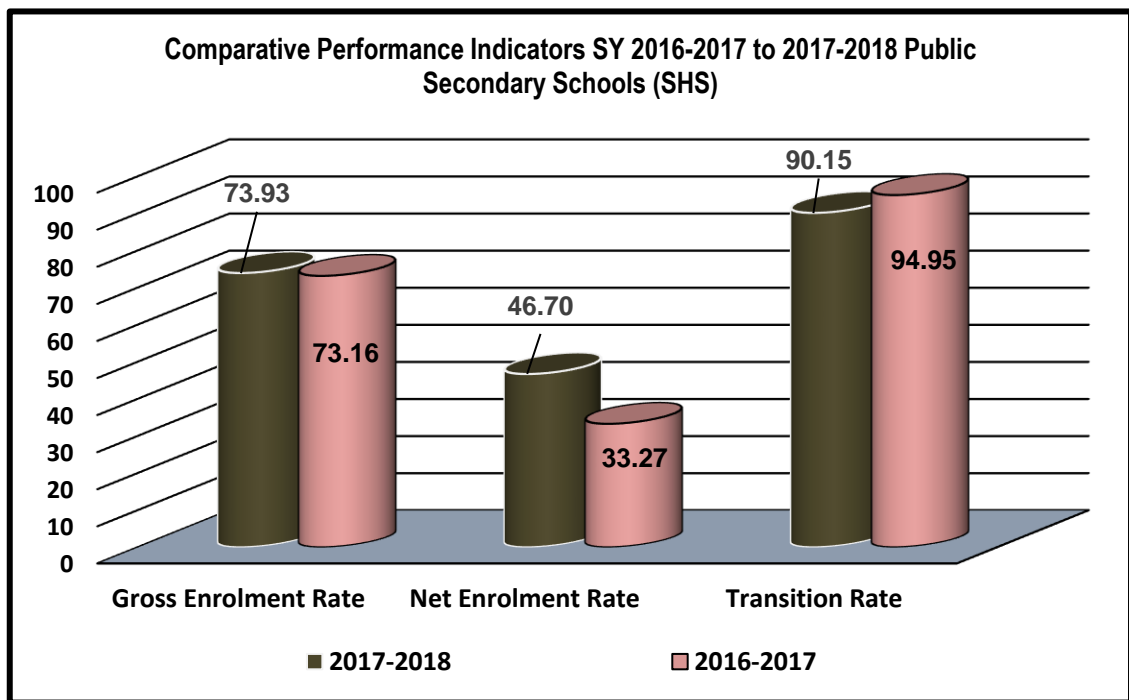
Analysis: Access Indicators

1. Gross Enrolment Rate: this indicator for JHS decreases in SY 2015-2016 but gain an increase of 6.86 in SY 2016-2017 and 2.49 in SY 2017-2018.
2. Net Enrolment Rate: Exhibits an increasing trend from SY 2013-2015 to 2017-2018.

3. Transition Rate: Only in SY 2016-2017 that this indicator shows an increase of 1.89 compared to SY 2015-2016 and other school years.

Internal Efficiency Indicator:

1. Completion Rate, Cohort Survival Rate, Promotion Rate, and Retention Rate display a fluctuating trend from SY 2013-2014 to SY 2017-2018.
2. Simple Dropout Rate, School Leaver Rate and Repetition Rate exhibit and negative results.



**Comparative Performance Indicators
SY 2016-2017 to 2017-2018
Public Secondary Schools (SHS)**

Indicators	2017-2018	2016-2017
Gross Enrolment Rate	73.93	73.16
Net Enrolment Rate	46.70	33.27
Transition Rate	90.15	94.95

Access Indicators:

1. Gross Enrolment Rate and Net Enrolment Rate for the two successive school years present and increasing trend, while Transition Rate decreased in SY 2017-2018 compared to previous school year 2016-2017.

2.2 QUALITY

2.2.1 NATIONAL ACHIEVEMENT TEST

NATIONAL ACHIEVEMENT TEST FOR GRADE 6 (SY 2016-2017)

DIVISION: CATANDUANES

FREQUENCY & PERCENTAGE DISTRIBUTION OF EXAMINEES BASED ON CRITERIA OF PROFICIENCY LEVEL BY SUBJECT AREA										
SUBJECT AREA	Highly Proficient		Proficient		Nearly Proficient		Low Proficient		Not Proficient	
	N	%	N	%	N	%	N	%	N	%
Filipino	35	.53	660	9.95	3173	47.83	2499	37.67	267	4.02
Mathematics	26	.39	139	2.10	791	11.92	3760	56.68	1918	28.91
English	15	.23	300	4.52	1539	23.20	3266	49.23	1514	22.82
Science	1	.02	22	.33	449	6.77	3963	59.74	2199	33.15
HEKASI	48	.72	316	4.76	1343	20.24	3475	52.38	1452	21.89
OVER ALL	1	.02	124	1.87	1285	19.37	4687	70.65	537	8.09

NATIONAL ACHIEVEMENT TEST FOR GRADE 10 (SY 2016-2017)

DIVISION: CATANDUANES

FREQUENCY & PERCENTAGE DISTRIBUTION OF EXAMINEES BASED ON CRITERIA OF PROFICIENCY LEVEL BY SUBJECT AREA										
SUBJECT AREA	Highly Proficient		Proficient		Nearly Proficient		Low Proficient		Not Proficient	
	N	%	N	%	N	%	N	%	N	%
Filipino	0	0.00	88	1.79	3273	66.46	1488	30.21	76	1.54
Araling Panlipunan	1	.02	285	5.79	2484	50.44	1896	38.50	259	5.26
Mathematics	0	0.00	46	.93	698	14.17	3430	69.64	751	15.25
Science	0	0.00	81	1.64	773	15.70	3164	64.24	907	18.42
English	0	0.00	128	2.60	1898	38.54	2366	48.04	533	10.82
OVER ALL	0	0.00	16	.32	1681	34.13	3148	63.92	80	1.62

Department of Education
Bureau of Education Assessment
NATIONAL ACHIEVEMENT TEST FOR GRADE SIX (SY 2016-2017)

REPORT: INSTITUTIONAL PERFORMANCE PROFILE

SCOPE: BY SCHOOL

School			Cluster	FILIPINO			MATHEMATICS			ENGLISH			SCIENCE			ARALING PANLIPUNAN			OVERALL		
				Mean	SD	MPS	Mean	SD	MPS	Mean	SD	MPS	Mean	SD	MPS	Mean	SD	MPS	Mean	SD	MPS
1	302070	Agban NHS	4	16.24	4.25	60.16	9.39	4.19	34.79	12.35	5.03	45.74	9.20	3.50	34.06	12.41	5.78	45.96	59.59	18.76	44.14
2	302071	Antipolo NHS	4	14.82	3.88	54.90	8.96	2.95	33.17	9.68	4.28	35.84	8.19	3.13	30.34	9.94	4.82	36.82	51.59	13.97	38.21
3	302072	Bagamanoc RDHS	3	14.67	4.42	54.34	8.70	3.47	32.22	10.73	4.89	39.74	7.62	3.11	28.23	9.31	4.27	34.50	51.04	15.36	37.81
4	302073	Baras RDHS	2	13.73	4.55	50.87	8.66	4.01	32.08	10.07	4.78	37.29	7.84	2.95	29.03	9.55	4.54	35.35	49.85	16.16	36.92
5	302074	Bato Rural Development HS	2	14.78	4.46	54.76	9.68	4.45	35.84	12.04	5.20	44.61	8.03	3.33	29.73	10.40	4.93	38.53	54.94	17.75	40.69
6	500412	Bote IS	5	15.13	4.21	56.05	11.60	6.70	42.95	11.94	5.09	44.23	8.31	2.87	30.77	16.31	4.55	60.40	63.29	13.95	46.88
7	302076	Bugao NHS	4	16.02	4.02	59.33	9.96	4.09	36.90	11.63	5.18	43.06	9.71	3.22	35.98	12.39	5.59	45.90	59.71	17.05	44.23
8	500031	Buyo IS	3	13.94	4.56	51.62	8.01	3.58	29.68	9.59	4.67	35.51	7.82	3.54	28.96	10.05	4.94	37.22	49.41	16.50	36.60
9	302078	Cabcab NHS	4	14.55	4.60	53.88	8.40	3.45	31.10	9.62	4.75	35.64	7.39	2.69	27.36	9.75	4.29	36.12	49.71	14.97	36.82
10	500032	Cabugao IS	3	14.67	4.28	54.32	9.82	4.23	36.38	10.50	5.29	38.90	8.64	3.25	32.01	11.19	5.56	41.46	54.83	18.51	40.61
11	302081	Caramoran RDHS	2	13.42	4.50	49.72	8.28	3.64	30.67	9.21	4.54	34.11	7.10	2.79	26.29	9.91	4.77	36.72	47.93	15.12	35.50
12	302082	Caramoran School of Fisheries	3	13.45	4.57	49.81	7.95	3.70	29.45	8.92	4.52	33.02	7.23	2.84	26.77	9.02	4.28	33.40	46.56	14.96	34.49
13	302083	Catanduanes NHS	1	15.32	4.75	56.75	10.32	5.17	38.24	12.15	5.72	45.01	9.14	3.96	33.84	11.20	5.43	41.48	58.14	21.15	43.06
14	302084	Calatagan HS	2	13.67	4.43	50.61	8.30	3.68	30.74	9.81	4.10	36.34	7.59	2.69	28.12	9.14	4.26	33.84	48.51	14.61	35.93
15	302085	Codon NHS	5	13.58	4.89	50.28	8.48	3.44	31.41	10.92	5.00	40.46	7.88	3.07	29.20	10.90	4.98	40.38	51.77	17.57	38.35
16	302086	Dariao NHS	4	12.97	3.72	48.03	7.37	2.82	27.28	7.95	3.37	29.45	6.83	2.44	25.28	9.33	3.95	34.57	44.44	10.74	32.92
17	302087	Dororian NHS	5	16.82	4.40	62.29	16.67	5.23	61.73	18.18	4.60	67.34	13.73	3.30	50.84	21.36	4.34	79.12	86.76	18.15	64.26
18	302088	Gigmoto RDHS	3	14.35	4.44	53.15	8.76	3.89	32.43	10.24	4.85	37.94	8.30	2.96	30.74	11.42	4.79	42.31	53.07	16.87	39.31
19	302089	Hawan NHS	4	15.15	4.68	56.12	9.98	4.69	36.98	11.36	5.56	42.09	8.09	3.16	29.97	12.26	5.45	45.40	56.85	19.52	42.11
20	302090	Magnesia NHS	4	14.52	4.21	53.76	8.13	3.18	30.09	9.83	3.70	36.40	7.81	3.06	28.94	9.66	4.09	35.76	49.94	13.20	36.99

21	302091	Manambrag NHS	4	13.98	4.18	51.78	8.43	3.32	31.22	9.37	4.52	34.69	7.83	2.52	28.99	10.19	4.40	37.76	49.80	14.51	36.89
22	302092	Mayngaway NHS	3	13.37	4.25	49.52	7.76	2.97	28.76	8.25	3.67	30.56	6.93	2.43	25.68	9.16	4.12	33.92	45.48	12.25	33.69
23	302093	Palta NHS	4	15.71	4.41	58.18	10.52	4.32	38.97	12.02	5.00	44.52	8.48	2.92	31.40	11.73	5.47	43.44	58.46	17.63	43.30
24	302094	Pandan Sch. of Arts & Trades	2	14.38	4.51	53.27	8.75	3.64	32.40	10.15	4.29	37.61	7.82	2.86	28.95	9.90	4.43	36.67	51.00	15.07	37.78
25	302095	Panganiban NHS	4	13.89	4.21	51.46	8.52	3.84	31.56	9.47	4.58	35.06	7.76	3.11	28.74	9.28	4.53	34.37	48.92	14.13	36.24
26	302096	San Andres Vocational HS	1	14.44	4.84	53.47	8.88	4.30	32.90	10.63	5.09	39.37	8.10	3.39	30.00	9.90	4.96	36.65	51.94	18.38	38.48
27	302097	San Jose NHS	3	13.95	4.27	51.67	8.46	3.58	31.32	9.45	3.75	34.99	7.67	3.01	28.41	10.12	4.74	37.47	49.64	15.08	36.77
28	302098	San Miguel RDHS	2	15.26	4.50	56.52	9.66	4.83	35.77	11.39	5.39	42.20	8.49	3.71	31.45	11.03	5.40	40.86	55.83	19.91	41.36
29	302099	Mabato HS SMRDHS Annex	4	15.16	3.95	56.15	9.19	4.36	34.05	12.30	4.87	45.56	8.26	3.04	30.59	11.57	4.99	42.85	56.48	16.11	41.84
30	302100	San Vicente NHS	4	15.60	3.57	57.76	8.40	3.57	31.12	11.18	5.06	41.39	8.09	2.98	29.95	12.09	4.28	44.77	55.35	14.83	41.00
31	500033	Sicmil IS	5	19.97	3.44	73.95	15.34	3.77	56.83	14.21	3.46	52.62	12.62	1.80	46.74	18.83	0.71	69.73	80.97	9.63	59.97
32	302102	Supang Datag NHS	3	12.73	4.09	47.15	7.72	2.74	28.58	7.85	3.28	29.09	7.19	2.32	26.62	8.78	3.90	32.54	44.27	11.13	32.79
33	302103	Leandro I. Verceles Sr. NHS	3	14.50	4.68	53.69	8.63	3.59	31.97	10.21	4.63	37.81	7.63	2.85	28.26	11.22	4.97	41.56	52.19	16.54	38.66
34	302104	Tambongon NHS	4	14.15	4.32	52.42	8.53	3.75	31.59	9.83	4.75	36.39	7.64	2.92	28.31	11.42	4.75	42.29	51.57	16.06	38.20
35	302105	Tinago NHS	4	13.24	3.76	49.03	9.75	4.60	36.10	10.15	4.54	37.60	7.39	2.72	27.37	10.54	4.40	39.05	51.07	15.43	37.83
36	302106	Tubli NHS	2	13.75	4.70	50.91	7.39	3.04	27.38	9.29	4.09	34.41	7.40	2.71	27.41	9.25	4.25	34.24	47.08	14.31	34.87
37	302107	Viga RDHS	2	14.43	4.94	53.45	9.24	4.21	34.20	10.43	5.22	38.64	7.98	3.42	29.56	10.55	4.87	39.07	52.63	18.69	38.98
38	309801	Panganiban NHS – CAIC	3	15.27	4.67	56.56	9.26	4.50	34.29	11.18	5.09	41.42	8.54	3.88	31.65	12.15	5.34	45.00	56.41	19.39	41.78
39	500159	Cobo IS	4	14.40	4.39	53.33	8.45	4.25	31.31	9.89	4.51	36.63	8.27	3.23	30.64	11.36	5.17	42.09	52.38	17.82	38.80
40	500415	Milaviga IS	5	11.44	4.01	42.37	6.12	2.35	22.67	6.90	2.23	25.56	7.73	2.50	28.64	6.90	2.31	25.56	39.10	7.75	28.96
41	500160	Lictin IS	4	16.16	3.74	59.83	10.84	4.80	40.17	12.64	5.25	46.81	9.55	3.53	35.38	15.84	6.62	58.68	65.03	20.21	48.17
42	500414	Palumbanes IS	4	13.26	4.82	49.11	8.03	3.15	29.76	8.81	3.76	32.63	7.60	2.18	28.16	11.31	4.63	41.89	49.02	13.03	36.31
43	403754	Catanduanes Colleges	4	14.29	4.32	52.91	8.90	3.71	32.97	10.74	4.71	39.76	8.15	2.45	30.20	11.81	4.84	43.75	53.89	15.73	39.92
44	434002	Immaculate Conception Seminary Academy	5	16.77	3.45	62.12	11.64	3.91	43.10	15.18	4.39	56.23	9.95	3.75	36.87	10.84	4.66	40.15	64.39	14.85	47.69
45	600057	CSU-LAB (Main)	4	18.40	3.69	68.14	16.00	3.97	59.26	19.12	3.76	70.81	13.10	3.88	48.53	16.37	4.40	60.62	82.99	14.00	61.47

Department of Education
Bureau of Education Assessment
NATIONAL ACHIEVEMENT TEST FOR GRADE SIX (SY 2016-2017)

REPORT: INSTITUTIONAL PERFORMANCE PROFILE
SCOPE: REGIONAL AND
NATIONAL

Region		FILIPINO			MATHEMATICS			ENGLISH			SCIENCE			ARALING PANLIPUNAN			OVERALL		
		Mean	SD	MPS	Mean	SD	MPS	Mean	SD	MPS	Mean	SD	MPS	Mean	SD	MPS	Mean	SD	MPS
Bicol Region		14.15	4.62	52.41	8.66	3.89	32.06	9.92	4.91	36.72	7.76	3.15	28.75	10.37	4.91	38.41	50.86	17.08	37.67
E01	Albay	13.95	4.58	51.65	8.47	3.55	31.36	9.56	4.69	35.39	7.49	2.90	27.74	9.71	4.57	35.96	49.17	15.65	36.42
E02	Camarines Norte	14.49	4.59	53.68	8.76	4.08	32.44	10.29	5.01	38.10	8.05	3.28	29.83	11.32	5.11	41.94	52.92	17.80	39.20
E03	Camarines Sur	13.93	4.56	51.59	8.30	3.49	30.75	9.39	4.55	34.76	7.49	2.86	27.75	10.15	4.69	37.58	49.26	15.62	36.49
E04	Catanduanes	14.54	4.59	53.85	9.16	4.34	33.92	10.70	5.10	39.62	8.19	3.35	30.35	10.66	5.10	39.50	53.25	18.14	39.45
E05	Iriga City	14.23	4.93	52.71	9.07	4.11	33.59	10.70	5.25	39.63	8.07	3.25	29.89	10.43	5.10	38.65	52.51	18.51	38.89
E06	Legaspi City	16.00	4.28	59.24	10.27	4.64	38.05	12.70	5.50	47.02	9.01	3.89	33.37	12.10	5.41	44.80	60.07	19.31	44.50
E07	Masbate	12.92	4.42	47.84	7.85	3.27	29.07	8.60	4.12	31.84	7.10	2.65	26.29	9.18	4.11	34.00	45.64	13.74	33.81
E08	Naga City	16.85	4.18	62.42	11.26	4.95	41.70	13.84	5.51	51.26	9.93	4.07	36.79	14.08	5.66	52.15	65.97	20.34	48.87
E09	Sorsogon	13.94	4.52	51.65	8.51	3.89	31.51	9.49	4.71	35.16	7.61	3.06	28.20	10.01	4.78	37.06	49.57	16.16	36.72
E10	Sorsogon City	15.37	4.41	56.94	9.57	4.28	35.43	11.65	5.18	43.16	8.63	3.55	31.98	11.50	5.22	42.59	56.72	18.36	42.02
E11	Tabaco City	15.12	4.65	56.00	9.45	4.33	34.98	11.30	5.43	41.85	8.31	3.51	30.78	11.09	5.36	41.08	55.27	19.10	40.94
E12	Ligao City	14.86	4.78	55.02	9.47	4.50	35.06	10.87	5.41	40.26	8.23	3.58	30.47	11.41	5.51	42.26	54.83	19.93	40.62
E13	Masbate City	13.95	4.96	51.66	8.61	4.05	31.90	9.75	5.11	36.12	7.62	3.24	28.23	9.62	4.75	35.63	49.55	17.98	36.71

Department of Education
Bureau of Education Assessment
NATIONAL ACHIEVEMENT TEST FOR GRADE SIX (SY 2017-2018)

REPORT: INSTITUTIONAL PERFORMANCE PROFILE
SCOPE: BY SAMPLED SCHOOL (RANDOM SELECTION)

School			Cluster	FILIPINO			MATHEMATICS			ENGLISH			SCIENCE			HEKASI			OVERALL		
				Mean	SD	MPS	Mean	SD	MPS	Mean	SD	MPS	Mean	SD	MPS	Mean	SD	MPS	Mean	SD	MPS
1	302070	Agban NHS	4	14.01	3.84	51.90	9.33	2.84	34.55	8.62	3.14	31.92	7.14	2.45	26.46	8.79	2.64	32.55	47.89	10.68	35.48
2	302071	Antipolo NHS	4	14.45	4.07	53.53	9.14	2.99	33.84	8.36	3.17	30.95	7.49	2.70	27.75	9.27	3.42	34.35	48.71	11.33	36.08
3	500412	Bote IS	4	13.00	4.69	48.15	8.49	3.09	31.45	7.59	2.82	28.11	7.46	2.27	27.63	8.02	3.15	29.69	44.56	11.05	33.01
4	302076	Bugao NHS	5	14.72	4.42	54.51	9.20	3.76	34.06	8.20	4.03	30.35	8.26	2.70	30.60	9.61	3.51	35.59	49.98	13.55	37.02
5	302078	Cabcab NHS	4	12.69	4.49	47.00	8.34	2.61	30.89	7.45	2.95	27.61	6.96	2.55	25.77	8.59	3.02	31.81	44.03	10.55	32.62
6	302085	Codon NHS	5	12.24	4.71	45.33	8.40	3.54	31.11	7.12	2.56	26.37	6.08	2.07	22.52	7.50	2.73	27.78	41.34	10.31	30.62
7	302086	Dariao NHS	4	12.98	4.55	48.09	7.95	2.63	29.45	7.03	2.31	26.04	6.63	2.22	24.57	8.48	2.20	31.39	43.08	6.99	31.91
8	302087	Dororian NHS	5	14.10	4.32	52.23	8.59	3.08	31.81	7.26	1.86	26.88	7.51	2.65	27.83	8.23	3.06	30.48	45.69	10.55	33.85
9	302088	Gigmoto NHS	3	12.31	4.61	45.58	8.96	3.21	33.20	8.07	3.43	29.90	6.84	2.40	25.35	8.32	3.31	30.83	44.51	12.04	32.97
10	302089	Hawan NHS	4	11.73	4.72	43.44	8.19	2.80	30.33	7.31	2.82	27.08	6.81	2.17	25.23	7.64	3.12	28.28	41.68	10.36	30.87
11	302090	Magnesia NHS	4	13.35	4.66	49.45	10.39	4.06	38.47	8.37	3.74	30.99	6.96	2.57	25.80	8.91	3.08	33.01	47.98	13.15	35.54
12	302091	Manabrag NHS	3	12.71	4.13	47.09	8.39	2.93	31.08	7.81	2.93	28.92	6.91	2.12	25.61	8.28	3.09	30.65	44.10	9.49	32.67
13	302095	Panganiban NHS	4	11.08	4.13	41.04	8.03	2.81	29.76	6.80	2.61	25.17	6.42	2.45	23.78	7.68	2.77	28.45	40.01	9.31	29.64
14	302097	San Jose NHS	4	12.35	5.14	45.76	8.42	4.34	31.17	7.62	3.76	28.21	7.02	2.82	25.98	8.35	3.38	30.94	43.75	15.67	32.41
15	302099	Mabato HS SMRDHS Annex	3	13.23	4.33	48.98	9.05	3.28	33.51	7.83	3.55	29.01	6.71	2.21	24.84	8.31	2.96	30.79	45.13	11.68	33.43
16	302100	San Vicente NHS	5	13.66	4.44	50.59	9.70	4.68	35.93	8.30	3.59	30.74	8.18	3.11	30.30	9.18	4.17	34.00	49.02	14.67	36.31
17	500033	Sicmil IS	5	16.91	4.84	62.64	14.29	3.67	52.94	10.82	3.16	40.09	10.79	2.51	39.98	10.71	4.45	39.65	63.53	14.18	47.06
18	302104	Tambongon NHS	3	14.01	4.01	51.89	9.58	3.52	35.50	8.21	2.92	30.40	7.12	2.53	26.37	8.75	2.85	32.42	47.67	10.77	35.31
19	302105	Tinago NHS	4	12.42	3.67	46.01	9.98	3.46	36.97	7.83	2.48	29.00	7.05	2.32	26.11	9.36	3.11	34.65	46.64	9.54	34.55
20	500159	Cobo IS	4	13.06	4.64	48.38	8.80	3.58	32.58	8.08	3.60	29.92	7.47	2.88	27.66	9.08	3.56	33.62	46.48	14.06	34.43

21	500415	Milaviga IS	5	13.48	3.59	49.92	6.93	1.84	25.68	6.74	2.48	24.96	6.85	2.45	25.36	7.91	2.21	29.31	41.91	6.34	31.05
22	500414	Palumbanes IS	4	16.64	2.90	61.62	19.00	2.87	70.37	19.43	1.11	71.97	14.84	1.07	54.98	16.52	1.34	61.18	86.43	5.99	64.02
23	403754	Catanduanes Colleges	4	13.77	4.57	51.00	9.34	3.72	34.61	8.70	3.45	32.23	7.46	2.88	27.63	9.84	3.86	36.44	49.11	14.50	36.38
24	434002	Immaculate Concepcion Seminary Academy	5	15.00	4.14	55.56	11.88	3.73	43.99	12.27	3.52	45.43	9.10	3.31	33.71	11.06	3.64	40.97	59.31	14.28	43.93
25	600057	CSU-Lab (Main)	4	18.21	3.02	67.45	15.95	4.15	59.09	15.85	4.12	58.70	12.32	3.54	45.62	13.29	4.34	49.21	75.62	13.83	56.02

Department of Education
Bureau of Education Assessment
NATIONAL ACHIEVEMENT TEST FOR GRADE SIX (SY 2017-2018)

REPORT: INSTITUTIONAL PERFORMANCE PROFILE
SCOPE: REGIONAL AND
NATIONAL

Region		FILIPINO			MATHEMATICS			ENGLISH			SCIENCE			HEKASI			OVERALL		
		Mean	SD	MPS	Mean	SD	MPS	Mean	SD	MPS	Mean	SD	MPS	Mean	SD	MPS	Mean	SD	MPS
E01	Albay	13.09	4.56	48.46	8.92	3.48	33.02	8.46	3.68	31.32	7.25	2.80	26.85	8.94	3.37	33.12	46.65	13.51	34.55
E02	Camarines Norte	13.67	4.58	50.62	9.48	3.96	35.12	8.51	3.91	31.51	7.50	2.94	27.77	9.47	3.60	35.08	48.63	14.89	36.02
E03	Camarines Sur	12.52	4.60	46.38	8.64	3.33	31.99	7.96	3.50	29.47	7.02	2.72	26.00	8.81	3.38	32.64	44.95	13.13	33.29
E04	Catanduanes	13.45	4.54	49.83	9.62	4.10	35.63	8.68	4.10	32.14	7.63	3.09	28.27	9.10	3.64	33.71	48.49	15.16	35.92
E05	Iriga City	12.76	4.81	47.26	9.15	3.58	33.88	8.73	3.90	32.32	7.28	2.81	26.95	9.05	3.49	33.52	46.96	14.34	34.79
E06	Legaspi City	15.32	4.56	56.74	11.37	4.89	42.11	11.49	5.27	42.56	9.12	3.76	33.79	11.03	4.40	40.86	58.33	19.35	43.21
E07	Masbate	12.16	4.46	45.04	8.47	3.34	31.38	7.82	3.25	28.95	6.75	2.63	24.99	8.29	3.08	30.69	43.48	11.99	32.21
E08	Naga City	15.30	4.24	56.68	11.10	4.46	41.11	10.56	4.89	39.10	8.77	3.45	32.49	11.12	3.89	41.20	56.86	16.93	42.12
E09	Sorsogon	12.92	4.44	47.86	8.83	3.46	32.69	8.10	3.46	30.01	7.12	2.85	26.38	8.88	3.38	32.90	45.86	12.30	33.97
E10	Sorsogon City	13.92	4.40	51.55	9.50	3.73	35.18	8.70	4.03	32.24	7.57	2.89	28.03	9.35	3.49	34.63	49.04	14.25	36.32
E11	Tabaco City	12.85	4.57	47.60	8.81	3.31	32.63	8.24	3.66	30.51	7.24	2.80	26.81	9.12	3.37	33.79	46.26	13.19	34.27
E12	Ligao City	12.04	4.50	44.59	7.98	2.97	29.55	7.48	3.08	27.71	6.62	2.54	24.53	8.42	3.07	31.19	42.54	11.05	31.51
E13	Masbate City	11.45	4.38	42.39	7.84	2.70	29.05	7.11	2.60	26.33	6.51	2.31	24.12	8.01	2.87	29.67	40.92	9.50	30.31
Bicol Region		12.92	4.60	47.85	8.95	3.62	33.16	8.30	3.75	30.75	7.21	2.87	26.71	8.98	3.46	33.24	46.36	13.93	34.34
National		13.80	4.61	51.13	9.95	4.22	36.85	9.36	4.40	34.66	7.84	3.23	29.05	9.59	3.79	35.50	50.54	16.06	37.44

Department of Education
Bureau of Education Assessment
NATIONAL ACHIEVEMENT TEST FOR GRADE 10 (SY 2016-2017)

REPORT: INSTITUTIONAL PERFORMANCE PROFILE

SCOPE: BY SCHOOL

No.	School		Cluster	FILIPINO			ARALING PANLIPUNAN			MATHEMATICS			SCIENCE			ENGLISH			OVERALL		
				Mean	SD	MPS	Mean	SD	MPS	Mean	SD	MPS	Mean	SD	MPS	Mean	SD	MPS	Mean	SD	MPS
1	302070	Agban NHS	4	25.89	6.79	47.94	22.37	7.06	41.42	17.86	4.53	33.07	16.00	5.43	29.63	20.25	7.17	37.51	102.37	25.37	37.91
2	302071	Antipolo NHS	4	31.30	6.28	57.97	31.71	7.69	58.73	19.66	5.28	36.41	21.57	4.34	39.95	28.11	7.52	52.05	132.36	23.77	49.02
3	302072	Bagamanoc Rural Dev. HS	3	28.71	6.49	53.17	28.85	7.60	53.43	18.79	5.59	34.80	18.52	5.23	34.30	23.79	7.50	44.05	118.66	25.72	43.95
4	302073	Baras Rural Dev. HS	3	26.69	7.07	49.42	21.68	7.15	40.15	16.08	4.75	29.78	15.41	4.90	28.54	18.37	6.67	34.03	98.23	23.46	36.38
5	302074	Bato Rural Dev. HS	2	29.25	7.03	54.16	27.80	9.32	51.47	26.51	11.05	49.10	31.89	12.02	59.05	28.86	8.79	53.44	144.30	37.00	53.44
6	302075	Bote Integrated Senior High School	5	28.65	5.71	53.06	24.88	7.20	46.08	16.23	5.30	30.06	17.93	5.94	33.20	22.12	6.58	40.96	109.81	22.80	40.67
7	302076	Bugao National. High School	5	28.20	4.95	52.21	25.72	6.63	47.62	16.52	3.76	30.60	18.76	4.24	34.74	22.50	6.53	41.67	111.70	20.16	41.37
8	302077	Buyo Integrated School	4	26.12	7.08	48.38	22.32	8.03	41.33	15.65	4.17	28.98	20.77	6.63	38.47	17.61	7.05	32.62	102.47	25.35	37.95
9	302078	Cabcab NHS	4	32.55	5.83	60.27	33.10	6.84	61.29	22.05	5.01	40.83	24.19	5.14	44.80	32.92	6.46	60.96	144.81	22.45	53.63
10	500032	Cabugao Integrated High School	4	28.93	5.90	53.58	28.95	9.80	53.62	20.87	5.19	38.65	24.17	6.99	44.76	28.46	5.71	52.70	131.39	24.98	48.66
11	302081	Caramoran Rural Dev. HS	3	29.64	7.52	54.89	29.10	8.72	53.88	20.93	6.04	38.75	19.28	6.64	35.70	26.47	7.17	49.02	125.41	28.97	46.45
12	302082	Caramoran Sch. of Fisheries	4	29.59	6.30	54.80	24.25	7.56	44.91	18.55	4.80	34.36	16.95	5.98	31.38	21.05	7.18	38.99	110.39	23.78	40.89
13	302083	Catanduanes NHS	1	30.14	6.81	55.82	28.88	8.69	53.47	20.55	7.11	38.06	20.58	7.32	38.10	25.87	8.88	47.90	126.01	33.19	46.67
14	302084	Calatagan High School	3	29.31	6.76	54.27	27.78	7.92	51.45	18.38	5.39	34.04	18.21	5.97	33.73	22.18	7.39	41.07	115.86	27.21	42.91
15	302085	Codon NHS	4	29.56	6.14	54.75	27.62	6.86	51.14	23.60	8.10	43.70	22.95	4.51	42.49	24.96	5.14	46.23	128.69	21.17	47.66
16	302086	Dariao NHS	6	27.56	7.82	51.04	25.56	10.58	47.34	16.88	4.19	31.25	17.75	5.87	32.87	18.44	5.61	34.14	106.19	27.99	39.33

17	302087	Dororian NHS	5	34.21	3.46	63.36	35.11	7.15	65.01	37.68	3.73	69.78	18.14	3.09	33.60	38.04	2.74	70.44	163.18	15.41	60.44
18	302088	Gigmoto Rural Dev. HS	4	28.24	6.03	52.29	26.59	8.25	49.24	19.40	6.30	35.92	18.51	5.04	34.27	19.87	6.30	36.80	112.60	24.46	41.70
19	302089	Hawan NHS	6	30.37	6.92	56.24	29.21	6.75	54.09	20.37	6.63	37.72	20.42	5.86	37.82	24.74	6.17	45.81	125.11	26.80	46.34
20	302090	Magnesia NHS	5	30.87	4.43	57.17	31.77	6.68	58.84	17.94	4.26	33.21	19.13	4.66	35.42	25.71	6.91	47.61	125.42	20.40	46.45
21	302091	Manambrag NHS	4	27.72	6.48	51.33	24.17	8.05	44.76	18.14	4.78	33.59	18.31	6.34	33.91	21.83	6.47	40.42	110.17	26.19	40.80
22	302092	Mayngaway NHS	4	27.68	6.91	51.25	23.38	8.73	43.29	18.82	5.25	34.85	15.58	4.57	28.86	23.18	7.04	42.93	108.64	24.31	40.24
23	302093	Palta NHS	4	29.54	5.91	54.71	29.09	7.39	53.86	19.37	5.01	35.87	21.24	6.30	39.34	25.33	8.63	46.90	124.57	26.99	46.14
24	302094	Pandan Sch. of Arts & Trades	2	26.73	7.52	49.50	24.38	8.45	45.15	17.64	5.50	32.67	17.06	5.42	31.60	20.35	8.04	37.68	106.17	28.74	39.32
25	302095	Panganiban NHS	5	30.55	5.06	56.58	30.26	8.11	56.03	27.68	7.30	51.26	25.94	5.67	48.03	30.94	8.28	57.29	145.36	25.50	53.84
26	302096	San Andres Vocational HS	2	28.27	6.66	52.35	26.39	8.40	48.87	18.43	5.91	34.13	17.05	5.57	31.58	21.71	8.04	40.20	111.85	28.37	41.43
27	302097	San Jose NHS	4	29.44	5.43	54.52	26.14	7.59	48.40	18.30	4.56	33.89	16.86	4.71	31.23	23.23	8.26	43.02	113.97	23.88	42.21
28	302098	San Miguel Rural Dev. HS	3	31.38	5.89	58.10	30.61	8.05	56.69	20.63	6.13	38.19	21.51	6.86	39.83	25.86	8.84	47.89	129.98	29.80	48.14
29	302099	Mabato HS (SMRDHS Annex)	5	31.27	4.68	57.91	29.71	7.02	55.02	18.21	4.50	33.73	18.96	5.56	35.11	26.13	6.71	48.40	124.29	21.51	46.03
30	302100	San Vicente NHS	5	31.63	5.43	58.56	36.44	7.16	67.48	28.50	4.90	52.78	20.09	6.03	37.21	34.69	5.53	64.24	151.34	18.20	56.05
31	500033	Sicmil Integrated HS	5	31.20	6.15	57.78	30.07	8.43	55.68	18.67	3.57	34.57	23.37	5.25	43.27	28.40	8.32	52.59	131.70	24.37	48.78
32	302102	Supang - Datag NHS	4	27.68	7.77	51.25	25.51	9.00	47.24	17.63	5.34	32.66	17.97	4.95	33.28	21.61	7.88	40.01	110.39	28.07	40.89
33	302103	Leandro I. Verceles Sr. NHS	4	29.19	6.84	54.06	33.64	9.44	62.29	22.00	4.72	40.74	23.49	6.34	43.51	27.10	9.98	50.18	135.42	26.56	50.16
34	302104	Tambogñon NHS	4	29.36	6.42	54.36	26.78	7.98	49.59	21.55	7.86	39.90	20.99	6.54	38.86	22.19	8.00	41.10	120.86	29.95	44.76
35	302105	Tinago NHS	5	35.27	5.86	65.32	32.64	3.59	60.44	17.58	4.16	32.55	24.24	5.85	44.89	20.45	7.26	37.88	130.18	17.49	48.22
36	302106	Tubli NHS	3	26.90	7.59	49.82	23.88	8.45	44.22	19.36	6.46	35.85	17.94	6.83	33.23	21.85	8.82	40.46	109.94	33.01	40.72
37	302107	Viga Rural Dev. HS	3	29.99	5.38	55.53	29.15	6.46	53.98	19.39	5.14	35.90	19.11	4.91	35.39	25.16	6.89	46.60	122.80	21.22	45.48
38	309801	Panganiban NHS (CAIC Compound)	4	30.91	6.07	57.23	28.39	8.16	52.57	18.89	5.09	34.97	19.85	6.44	36.77	24.33	8.72	45.06	122.36	29.37	45.32
39	500159	Cobo Integrated School	5	29.46	5.28	54.55	25.29	8.28	46.84	19.46	5.21	36.03	18.25	5.77	33.80	22.08	7.69	40.90	114.54	26.06	42.42
40	500415	Milaviga Integrated School	5	27.13	6.52	50.25	24.80	9.57	45.93	15.67	4.30	29.01	16.30	5.02	30.19	18.20	7.43	33.70	102.10	25.55	37.81
41	500160	Lictin Integrated School	6	29.86	8.75	55.29	27.57	7.50	51.06	17.00	4.69	31.48	17.43	3.51	32.28	22.71	8.40	42.06	114.57	23.71	42.43
42	402852	Catanduanes School of Advanced Tech. (CSAT)	5	27.98	5.52	51.81	27.02	7.24	50.04	18.85	5.66	34.92	19.00	5.28	35.19	24.52	7.12	45.41	117.38	24.59	43.47

43	402859	CPIC	2	28.27	6.97	52.35	25.75	9.42	47.68	18.31	5.34	33.91	17.58	5.98	32.56	22.49	8.26	41.65	112.40	29.32	41.63
44	403754	Catanduanes Colleges	4	28.79	6.47	53.32	26.81	7.25	49.64	17.78	4.46	32.92	18.51	4.99	34.29	22.46	7.89	41.59	114.35	25.38	42.35
45	900318	CSU Laboratory School	2	33.48	5.48	62.00	32.89	7.03	60.91	23.60	7.03	43.70	22.34	6.94	41.37	31.10	7.72	57.59	143.41	26.51	53.11
46	984116	ICSA	4	31.35	5.60	58.05	28.87	7.05	53.47	23.78	6.99	44.04	20.00	5.31	37.04	27.65	7.23	51.21	131.65	22.36	48.76

Department of Education
Bureau of Education Assessment
NATIONAL ACHIEVEMENT TEST FOR GRADE 10 (SY 2016-2017)

REPORT: INSTITUTIONAL PERFORMANCE PROFILE
SCOPE: REGIONAL AND NATIONAL

Region		FILIPINO			ARALING PANLIPUNAN			MATHEMATICS			SCIENCE			ENGLISH			OVERALL		
		Mean	SD	MPS	Mean	SD	MPS	Mean	SD	MPS	Mean	SD	MPS	Mean	SD	MPS	Mean	SD	MPS
E01	Albay	27.81	7.01	51.49	24.66	8.63	45.67	18.27	5.75	33.84	17.19	5.77	31.83	22.17	8.43	41.06	110.10	29.11	40.78
E02	Camarines Norte	28.98	6.53	53.66	26.77	8.44	49.58	18.95	5.79	35.09	18.46	6.18	34.18	23.05	8.40	42.69	116.21	29.26	43.04
E03	Camarines Sur	28.10	6.70	52.03	25.59	8.46	47.39	18.76	5.75	34.74	17.77	5.87	32.91	22.70	8.07	42.03	112.92	28.19	41.82
E04	Catanduanes	29.31	6.76	54.28	27.66	8.65	51.23	19.97	6.85	36.98	19.91	7.35	36.87	24.38	8.63	45.15	121.23	30.81	44.90
E05	Iriga City	28.69	7.14	53.14	26.80	8.92	49.64	19.05	5.93	35.28	18.72	6.41	34.67	24.75	8.86	45.84	118.02	31.55	43.71
E06	Legaspi City	30.55	6.40	56.57	28.66	8.49	53.08	20.84	6.72	38.60	20.26	6.99	37.52	26.99	8.83	49.97	127.30	31.21	47.15
E07	Masbate	25.98	7.37	48.12	22.64	8.66	41.93	18.22	6.64	33.73	16.90	7.16	31.30	20.48	8.24	37.92	104.22	30.23	38.60
E08	Naga City	31.29	6.48	57.95	30.46	8.43	56.41	22.54	7.34	41.75	22.08	7.61	40.88	29.23	8.97	54.13	135.60	33.36	50.22
E09	Sorsogon	27.36	7.13	50.67	24.42	8.73	45.22	18.27	5.81	33.83	17.59	6.77	32.57	21.32	8.25	39.48	108.96	29.47	40.35
E10	Sorsogon City	30.40	6.66	56.30	28.70	8.86	53.16	20.99	6.94	38.88	20.12	7.24	37.26	25.88	8.95	47.92	126.09	32.56	46.70
E11	Tabaco City	28.87	7.20	53.46	26.64	8.90	49.33	20.13	6.68	37.28	19.20	6.93	35.55	24.80	9.08	45.92	119.63	33.20	44.31
E12	Ligao City	28.89	7.13	53.50	27.32	9.03	50.60	20.39	6.65	37.76	19.20	7.12	35.56	25.21	9.17	46.68	121.02	33.75	44.82
E13	Masbate City	27.23	7.21	50.43	23.80	8.63	44.07	17.07	5.65	31.62	16.55	6.05	30.64	21.01	8.45	38.90	105.66	29.58	39.13
Bicol Region		28.36	7.02	52.52	25.91	8.85	47.98	19.18	6.34	35.52	18.36	6.72	33.99	23.30	8.77	43.15	115.12	31.24	42.64
National		28.40	7.23	52.59	26.36	9.05	48.81	20.14	7.16	37.30	19.27	7.20	35.68	24.85	9.26	46.01	119.01	33.12	44.08

Department of Education
Bureau of Education Assessment
NATIONAL ACHIEVEMENT TEST FOR GRADE 10 (SY 2017-2018)

REPORT: INSTITUTIONAL PERFORMANCE PROFILE
SCOPE: REGIONAL AND NATIONAL

Region		FILIPINO			ARALING PANLIPUNAN			MATHEMATICS			SCIENCE			ENGLISH			OVERALL		
		Mean	SD	MPS	Mean	SD	MPS	Mean	SD	MPS	Mean	SD	MPS	Mean	SD	MPS	Mean	SD	MPS
E01	Albay	32.39	7.97	59.97	28.65	9.46	53.05	17.93	6.13	33.20	19.26	6.48	35.67	23.05	8.25	42.68	121.27	32.37	44.91
E02	Camarines Norte	33.17	7.87	61.42	29.20	9.45	54.07	18.37	6.52	34.02	19.40	6.72	35.92	22.32	8.81	41.33	122.45	32.89	45.35
E03	Camarines Sur	30.82	8.08	57.08	26.73	9.38	49.51	16.69	5.52	30.90	18.20	6.15	33.71	20.96	7.91	38.81	113.40	30.79	42.00
E04	Catanduanes	31.84	8.15	58.96	28.09	9.42	52.02	17.47	5.98	32.35	18.90	6.44	35.01	21.99	8.09	40.71	118.29	31.63	43.81
E05	Iriga City	31.08	8.38	57.56	26.93	9.54	49.87	16.77	5.73	31.06	18.53	6.09	34.32	21.91	8.06	40.58	115.23	31.97	42.68
E06	Legaspi City	34.52	6.96	63.93	32.07	8.60	59.38	20.89	7.36	38.68	22.79	7.33	42.21	28.51	8.60	52.79	138.78	32.57	51.40
E07	Masbate	28.54	8.67	52.85	23.18	9.13	42.93	15.52	5.03	28.73	16.31	5.22	30.20	18.64	7.23	34.53	102.19	28.51	37.85
E08	Naga City	34.21	7.36	63.35	30.97	8.85	57.34	19.60	6.88	36.30	21.59	7.22	39.98	26.14	8.25	48.41	132.51	33.23	49.08
E09	Sorsogon	30.49	8.13	56.47	25.91	9.62	47.98	17.67	6.48	32.72	19.26	7.00	35.67	21.46	8.60	39.74	114.79	32.24	42.52
E10	Sorsogon City	33.93	7.33	62.83	30.89	8.92	57.20	19.54	7.35	36.18	21.57	7.60	39.94	24.66	8.95	45.66	130.58	33.87	48.36
E11	Tabaco City	30.98	8.25	57.37	26.33	9.44	48.76	17.13	5.69	31.71	18.65	6.25	34.55	21.96	8.22	40.67	115.05	31.68	42.61
E12	Ligao City	34.87	7.13	64.57	31.84	9.11	58.96	20.97	7.56	38.84	22.08	7.53	40.88	25.53	8.50	47.28	135.29	34.03	50.11
E13	Masbate City	34.13	7.37	63.20	29.48	9.12	54.60	18.36	6.47	34.00	18.80	6.27	34.81	23.30	8.53	43.15	124.07	30.33	45.95
Bicol Region (V)		31.69	8.19	58.69	27.64	9.60	51.18	17.58	6.22	32.55	18.97	6.62	35.12	22.15	8.45	41.01	118.02	32.88	43.71
National		31.33	8.30	58.02	27.36	9.68	50.67	18.50	7.13	34.26	19.72	7.21	36.52	23.48	9.03	43.48	120.40	34.58	44.59

Department of Education
 Bureau of Education Assessment
NATIONAL ACHIEVEMENT TEST FOR GRADE 10 (SY 2017-2018)

REPORT: INSTITUTIONAL PERFORMANCE PROFILE
SCOPE: BY SAMPLED SCHOOL (RANDOMLY SELECTED)

School		Cluster	FILIPINO			ARALING PANLIPUNAN			MATHEMATICS			SCIENCE			ENGLISH			OVERALL		
			Mean	SD	MPS	Mean	SD	MPS	Mean	SD	MPS	Mean	SD	MPS	Mean	SD	MPS	Mean	SD	MPS
302072	Bagamanoc RDHS	3	32.55	7.58	60.27	29.05	9.27	53.80	17.41	5.31	32.23	18.79	6.26	34.80	22.26	7.45	41.22	120.05	29.17	44.46
500031	Buyo Integrated School	4	29.49	8.61	54.61	26.11	9.82	48.35	15.93	5.18	29.49	17.74	5.67	32.86	19.91	7.43	36.88	109.18	31.08	40.44
302082	Caramoran School of Fisheries	4	31.81	7.42	58.90	28.14	8.75	52.12	14.88	3.75	27.56	17.60	5.78	32.59	22.00	7.69	40.74	114.43	26.16	42.38
302083	Catanduanes NHS	1	32.82	8.02	60.77	29.43	9.31	54.51	18.31	6.43	33.92	19.58	6.83	36.27	22.86	8.61	42.32	123.01	33.21	45.56
302088	Gigmoto RDHS	3	30.48	7.09	56.45	27.97	8.44	51.80	16.58	5.47	30.70	17.80	5.28	32.96	20.64	6.38	38.23	113.47	26.55	42.03
302102	Supang-Datag NHS	3	27.18	8.57	50.34	22.21	8.86	41.13	14.45	3.76	26.75	15.51	4.51	28.72	16.47	5.13	30.51	95.82	24.74	35.49
302103	Leandro I. Verceles Sr. NHS	4	30.87	9.01	57.16	24.86	9.06	46.03	15.67	4.42	29.01	16.68	5.44	30.88	19.79	6.91	36.65	107.86	27.45	39.95
302106	Tubli NHS	3	29.40	8.76	54.44	22.08	8.45	40.89	15.88	4.30	29.40	17.19	4.30	31.83	19.07	6.57	35.32	103.62	24.66	38.38
302107	Viga RDHS	3	33.88	6.90	62.74	31.71	7.81	58.73	20.06	6.80	37.14	22.18	6.81	41.07	26.20	7.59	48.52	134.03	27.39	49.64

Department of Education

Bureau of Education Assessment

NATIONAL ACHIEVEMENT TEST FOR GRADE 12 (SY 2017-2018)

REPORT: INSTITUTIONAL PERFORMANCE PROFILE

SCOPE: BY SCHOOL

School		SCIENCE			PHILOSOPHY			HUMANITIES			MEDA AND INFORMATION LITERACY			MATHEMATICS			LANGUAGE AND COMMUNICATION			SOCIAL STUDIES			OVERALL		
		Mean	SD	MPS	Mean	SD	MPS	Mean	SD	MPS	Mean	SD	MPS	Mean	SD	MPS	Mean	SD	MPS	Mean	SD	MPS	Mean	SD	MPS
302071	Antipolo NHS	18.67	3.71	31.11	22.89	1.05	47.69	25.33	2.06	52.78	28.78	3.42	59.95	23.44	1.42	39.07	54.67	7.00	50.62	18.89	4.08	39.35	192.67	13.67	45.87
302072	Bagamanoc Rural Dev. HS	23.47	3.12	39.11	28.77	5.89	59.93	16.70	4.30	34.79	20.23	6.09	42.15	30.47	4.64	50.78	42.97	12.41	39.78	24.33	4.20	50.69	186.93	29.73	44.51
302074	Bato Rural Dev. HS	18.70	5.41	31.17	17.65	6.51	36.77	17.63	5.08	36.74	21.60	8.63	45.00	16.68	6.48	27.80	42.01	18.15	38.90	16.94	7.93	35.29	151.21	45.41	36.00
302081	Caramoran Rural Dev. HS	29.50	6.88	49.17	21.59	3.06	44.98	21.38	3.14	44.55	32.47	7.33	67.65	30.53	4.95	50.88	40.68	11.59	37.66	17.32	7.04	36.09	193.47	32.46	46.06
302082	Caramoran School of Fisheries	14.31	3.09	23.85	13.08	4.77	27.24	15.69	4.59	32.69	18.00	5.13	37.50	16.85	3.44	28.08	37.77	10.89	34.97	19.46	5.17	40.54	135.15	25.35	32.18
302083	Catanduanes NHS	19.43	5.61	32.38	19.37	5.90	40.35	19.06	5.08	39.71	23.48	7.84	48.92	18.17	5.93	30.29	46.32	14.93	42.89	18.52	6.68	38.57	164.35	41.13	39.13
302093	Palta NHS	19.86	5.32	33.10	21.21	5.78	44.20	20.79	4.32	43.30	26.93	7.76	56.10	20.79	5.03	34.64	50.00	13.62	46.30	20.07	5.81	41.82	179.64	36.97	42.77
302094	Pandan Sch. of Arts & Trades	17.16	4.30	28.60	16.01	5.36	33.36	16.69	4.91	34.78	20.22	6.10	42.12	16.64	5.46	27.73	39.39	14.79	36.47	15.60	6.41	32.51	141.72	37.02	33.74
302102	Supang Datag NHS	15.68	4.03	26.14	14.47	4.82	30.15	15.79	4.33	32.89	18.74	6.36	39.04	15.95	2.93	26.58	34.00	6.32	31.48	13.26	4.16	27.63	127.89	19.75	30.45
302104	Tamboñon NHS	16.20	3.52	27.00	15.00	3.80	31.25	14.30	3.53	29.79	18.50	3.84	38.54	15.60	2.72	26.00	41.10	12.14	38.06	14.50	3.21	30.21	135.20	20.06	32.19
302106	Tubli NHS	17.16	4.71	28.60	16.32	5.39	33.99	16.00	2.87	33.33	17.95	6.79	37.39	16.11	2.51	26.84	39.89	9.30	36.94	15.37	4.10	32.02	138.79	26.59	33.05
302076	Bugao NHS	31.00	0.00	51.67	24.00	0.00	50.00	25.00	0.00	52.08	33.00	0.00	68.75	16.00	0.00	26.67	43.00	0.00	39.81	17.00	0.00	35.42	189.00	0.00	45.00
302092	Maynaway NHS	17.63	4.19	29.39	14.26	5.16	29.71	16.42	4.98	34.21	20.26	5.84	42.21	19.32	3.37	32.19	36.84	7.00	34.11	14.79	4.01	30.81	139.53	19.18	33.22
402852	Catanduanes School of Advance Technology	20.13	3.87	33.54	17.88	7.20	37.24	16.25	5.12	33.85	16.00	8.14	33.33	17.13	3.52	28.54	43.00	9.61	39.81	15.25	5.97	31.77	145.63	30.78	34.67
402859	Christian Polytechnic Institute of Catanduanes, Inc.	17.21	6.15	28.69	17.43	7.37	36.31	16.88	6.70	35.17	21.34	8.92	44.46	15.98	5.05	26.64	44.33	15.43	41.05	18.26	6.71	38.05	151.44	43.51	36.06
500159	Cobo IS	15.40	5.38	25.67	16.00	6.32	33.33	16.00	4.81	33.33	18.90	5.53	39.38	17.90	2.69	29.83	39.50	12.62	36.57	18.60	4.35	38.75	142.30	30.88	33.88
500412	Bate IS	30.00	9.72	50.00	17.20	1.30	35.83	17.80	3.42	37.08	24.80	7.53	51.67	28.20	4.09	47.00	54.60	4.45	50.56	22.60	3.91	47.08	195.20	23.05	46.48

Department of Education

Bureau of Education Assessment

NATIONAL ACHIEVEMENT TEST FOR GRADE 12 (SY 2017-2018)

REPORT: INSTITUTIONAL PERFORMANCE PROFILE

SCOPE: REGIONAL AND NATIONAL

Region	SCIENCE			PHILOSOPHY			HUMANITIES			MEDIA AND INFORMATION			MATHEMATICS			LANGUAGE AND COMMUNICATION			SOCIAL STUDIES			OVERALL			
	Mean	SD	MPS	Mean	SD	MPS	Mean	SD	MPS	Mean	SD	MPS	Mean	SD	MPS	Mean	SD	MPS	Mean	SD	MPS	Mean	SD	MPS	
ED1	Albay	18.16	4.91	30.26	17.01	5.93	35.44	17.65	5.16	36.76	22.46	7.83	46.78	17.06	4.97	28.43	43.95	13.89	40.69	18.19	6.52	37.90	154.47	39.90	36.78
ED2	Camarines Norte	18.84	5.22	31.40	18.47	6.03	38.48	18.58	5.28	38.70	23.34	7.96	48.62	17.73	5.65	29.55	44.51	14.67	41.21	17.97	6.79	37.44	159.43	41.33	37.96
ED3	Camarines Sur	18.37	5.13	30.61	17.25	6.00	35.95	17.77	5.05	37.01	22.38	7.75	46.62	17.68	5.13	29.47	44.12	13.53	40.85	18.01	6.43	37.51	155.57	39.93	37.04
ED4	Catanduanes	18.90	5.84	31.49	18.32	6.37	38.17	18.02	5.29	37.54	22.28	7.96	46.42	18.16	6.40	30.27	43.52	15.13	40.29	17.67	6.78	36.81	156.86	41.58	37.35
ED5	Iriga City	19.98	5.71	33.29	19.21	6.31	40.03	19.12	5.33	39.83	25.18	8.20	52.45	18.72	5.51	31.20	45.68	13.59	42.30	18.62	6.26	38.79	166.51	41.53	39.64
ED6	Legaspi City	20.70	6.28	34.50	20.32	6.73	42.33	19.81	5.68	41.27	26.31	8.82	54.82	19.16	6.70	31.93	47.67	16.51	44.14	19.94	7.52	41.55	173.91	48.26	41.41
ED7	Masbate	17.80	5.04	29.66	15.93	5.60	33.18	15.79	4.76	32.89	19.40	7.45	40.42	17.17	5.31	28.61	37.07	12.13	34.33	15.06	5.52	31.37	138.21	35.13	32.91
ED8	Naga City	20.43	5.73	34.06	20.71	6.39	43.14	19.92	5.34	41.50	27.27	8.29	56.82	18.89	6.42	31.49	48.44	15.68	44.85	20.46	7.28	42.62	176.12	45.04	41.93
ED9	Sorsogon	17.96	4.85	29.93	16.42	6.00	34.21	16.64	4.98	34.67	20.28	7.52	42.24	17.08	4.94	28.47	41.27	13.65	38.21	16.29	6.16	33.93	145.93	37.51	34.75
E10	Sorsogon City	20.00	5.40	33.33	19.86	6.29	41.38	19.48	5.41	40.59	26.12	8.26	54.41	18.47	5.99	30.79	48.34	15.32	44.76	19.88	7.11	41.43	172.16	44.11	40.99
E11	Tabaco City	19.14	5.44	31.90	18.28	6.31	38.09	18.22	5.25	37.96	23.98	7.86	49.96	17.80	5.98	29.67	45.19	15.23	41.84	19.09	7.17	39.78	161.71	43.86	38.50
E12	Ligao City	18.76	5.57	31.27	17.82	6.38	37.13	17.92	5.32	37.33	23.21	8.73	48.36	18.34	5.64	30.56	44.08	15.61	40.81	18.50	7.01	38.54	158.63	45.10	37.77
E13	Masbate City	18.13	5.02	30.21	17.60	5.70	36.67	16.54	5.10	34.45	20.71	7.93	43.14	16.57	6.19	27.61	39.05	15.56	36.16	15.43	6.93	32.15	144.03	41.29	34.29
Bicol Region		18.85	5.38	31.41	17.98	6.30	37.45	18.01	5.33	37.52	23.06	8.30	48.04	17.78	5.63	29.64	44.06	14.72	40.80	18.06	6.83	37.62	157.80	42.73	37.57
National		18.75	5.49	31.26	17.80	6.32	37.09	17.78	5.50	37.05	22.98	8.69	47.87	17.76	6.47	29.60	41.70	15.87	38.61	17.39	7.21	36.23	154.17	44.43	36.71

- Sampled Schools

**LIST OF ASSESSMENTS CONDUCTED BY THE BUREAU OF EDUCATION ASSESSMENT (BEA)
THRU THE SCHOOLS DIVISION OFFICE CY 2018**

NO.	TITLE OF ASSESSMENT	DATE ADMINISTERED	PERSONS/SCHOOLS INVOLVED	REMARKS
1.	English Proficiency Test for Teachers and Process Skills Test for Grade 9 and 10 Science and Math Teachers (TEPT-PST)	January 14, 2018	All Grade 9 & 10 Science and Math Teachers	Certificate of Rating (COR) were forwarded to the Schools for intervention purposes
2.	English Proficiency Test (EPT) for Teacher Applicants	March 3, 2018	All Teacher-Applicants in the SDO-Catanduanes	EPT Results forwarded to the Selection & Hiring Committee
3.	ALS Accreditation & Equivalency Test (A & E)	March 4, 2018	ALS Learners	Results of Passing forwarded to ALS In-charge
4.	Programme for International Student Assessment (PISA)	March 7 & 9, 2018	Manambrag NHS and Hawan NHS Junior Students born on 2012	No result yet
5.	National Achievement Test for Grade 12 (Sampled Schools)	April 24-25, 2018	Baras RDHS, Bato RDHS, PSAT, SAVS, CNHS, CPIC and Calatagan HS	7 sampled schools
6.	Philippine Educational Placement Test (PEPT) Regular examination and Special examinations	June 10, 2018	Over-aged students/pupils enrolled in public and private schools for placements and students/pupils enrolled in schools without government recognition or schools with no permit to operate for validation.	Results of passing forwarded to schools
7.	National Achievement Test (NAT) for Grade 12 Non-sampled schools	June 12-13, 2018	Schools offering Grade 12 for School Year 2017-2018	No result yet
8.	National Achievement Test (NAT10) for G11 sampled schools	September 25, 2018	Grade 11 students to take the NAT 10	No result yet
9.	National Achievement Test (NAT6) for Grade 7 sampled schools	September 27, 2018	Grade 7 students to take NAT 6; 25 sampled schools were identified	No result yet
10.	Early Language Literacy and Numeracy Assessment (ELLNA) for Grade 4 (sampled schools only)	October 10, 2018	Grade IV learners from 10 sampled schools to take ELLNA	No result yet
11.	English Proficiency Test for teachers and Process Skills Test for Grade 11 and 12 Science and Math Teachers (TEPT-PST)	November 11, 2018	All Grade 11 & 12 Science and Math Teachers	Those who take the previous TEPT-PST were advised not to take the exam. Results were forwarded to schools.
12.	Philippine Educational Placement Test (PEPT)	November 18, 2018	Over-aged pupils/students for placement; Validation for pupils/students enrolled in schools without permit to operate and no government recognition	No result yet
13.	National Career Assessment Exam (NCAE)	December 12-13, 2018	All grade 9 students in public & private schools	No result yet

2.2.2 NUMBER OF NON-READERS AND NON-NUMERATES

Number of Non-Readers (Elementary Level)

Grade Level	Number of Non-Readers
1	142
2	93
3	178
4	181
5	196
6	184
TOTAL	974

Grade V has the highest number of non-readers and Grade 2 has the lowest.

Number of Non-Readers (Secondary Level-Junior High School)

Grade Level	Number of Non-Readers
7	329
8	115
9	53
10	28
TOTAL	525

Grade 7 has the highest non-readers and Grade 10, the lowest.

Number of Non-Numerates (Elementary Level)

Grade Level	Number of Non-Numerates (74 and below)
1	155
2	81
3	72
4	73
5	62
6	58
TOTAL	501

Grade 1, has the highest number and Grade 5 has the least number of non-numerates.

**Number of Non-Numerates
(Secondary Level-Junior High School)**

Grade Level	Number of Non-Numerates (74 and below)
7	332
8	195
9	228
10	71
TOTAL	826

Grade 7 has the highest number of non-numerates and Grade 10, the least.

**Number of Failures per Subject Area per Grade Level
(Elementary Level)**

SUBJECT	NUMBER OF FAILED PUPILS						
	GRADE LEVEL						TOTAL
	1	2	3	4	5	6	
1. English	125	54	57	55	54	44	345
2. Mathematics	108	91	57	68	67	35	426
3. Science			36	49	42	35	162
4. Filipino	121	57	58	48	50	39	373
5. Araling Panlipunan	112	53	51	48	52	31	347
6. MAPEH	84	21	29	41	30	23	228
7. Edukasyon sa Pagpapakatao (EsP)	88	22	32	38	29	24	233
8. Edukasyong Pantahanan at Pangkabuhayan (EPP)				44	33	21	98

Mathematics is the subject with the highest number of failures, followed by Filipino, Araling Panlipunan and English. EPP has the least number.

**Number of Failures per Subject Area per Grade Level
(Secondary Level-Junior High School)**

SUBJECT	NUMBER OF FAILED PUPILS				TOTAL
	GRADE LEVEL				
	7	8	9	10	
1. English	286	242	243	102	873
2. Mathematics	260	106	231	71	668
3. Science	282	232	233	67	814
4. Filipino	253	203	185	76	717
5. Araling Panlipunan	220	199	266	114	799
6. MAPEH	175	188	161	60	584
7. Edukasyon sa Pagpapakatao (EsP)	140	173	104	230	647
8. TLE	229	221	180	94	724

English has the highest number of failures, followed by Science, Araling Panlipunan and TLE. MAPEH has the lowest number.

CAUSES

1. Lack of Interest
2. Illness
3. Absenteeism
4. Poor academic performance
5. Financial problem
6. Family problem
7. Cutting classes
8. Change of residence
9. Child labor
10. Parent's attitude toward schooling
11. Poverty
12. Poor nutritional status
13. Calamities
14. Distance of house from school
15. Transportation problem
16. Meal expenses
17. Early Marriage/pregnancy
18. Non-readers
19. Repeaters
20. Non-Submission of outputs in TLE etc.
21. Lack of Study habits
22. Extensive use of cellphone
23. LSEN
24. Lack of follow-up at home
25. Peer influence
26. Poor comprehension
27. Behavioral problem
28. Speech defect, hearing impairment
29. Helping parents
30. Disinterested in the lesson

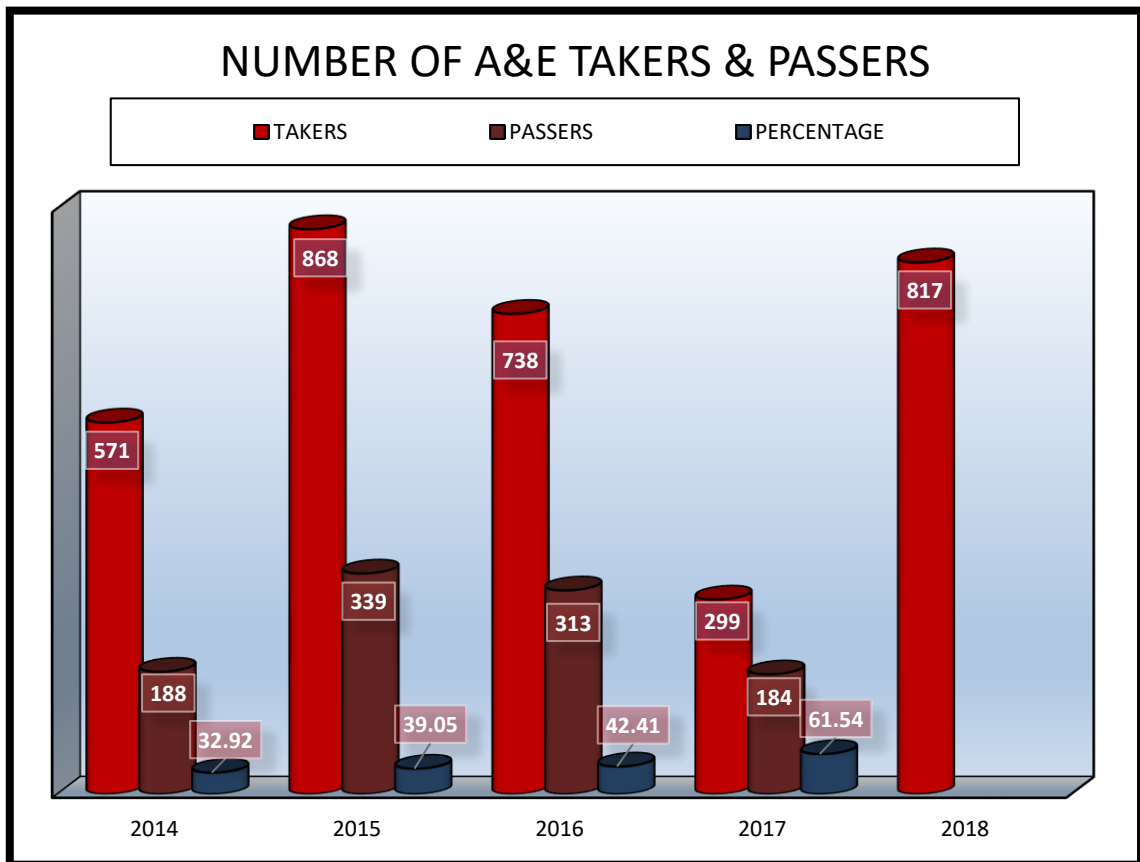
INTERVENTIONS MADE IN SCHOOL

1. Home visitation
2. Alternative delivery mode
3. PTA Meetings
4. Remediation/special tutoring
5. Peer teaching
6. Follow-up
7. Feeding program
8. Student-teacher dialogue
9. Close monitoring of students with 5 consecutive absences
10. Coordination with LGU to provide free transportation
11. Positive discipline
12. Differentiated activities/assessment
13. Motivation
14. Talk with parents

INTERVENTIONS MADE IN THE SCHOOLS DIVISION OFFICE

1. Division training for remedial reading for elementary & secondary teachers was conducted facilitated by the two (2) reading scholars of the Division.
2. Continuous monitoring of schools with non-readers and non-numerates.
3. Continuous used of the Phil-IRI package.
4. Conceptualized assessment tools for Mathematics and English to be validated in the following school year 2019-2020.

2.2.3 ALS A&E TEST TAKERS, PASSERS AND % OF PASSING



Analysis

The graph shows the data of A&E test takers, passers and percentage of passing for the last 5 years. It also presents the increase in percentage of passing from 32.92% in 2014 to 61.54% in 2017. The A&E test in 2018 was conducted last February 24, 2019 and the result will be released after 3 months.

2.2.4 NUTRITIONAL STATUS

Nutritional Status of Elementary Pupils

Chart 1. 5-Year Elementary Baseline and End-line Comparison of Nutritional status, wasted and severely wasted students and enrolment, number of students weighed.

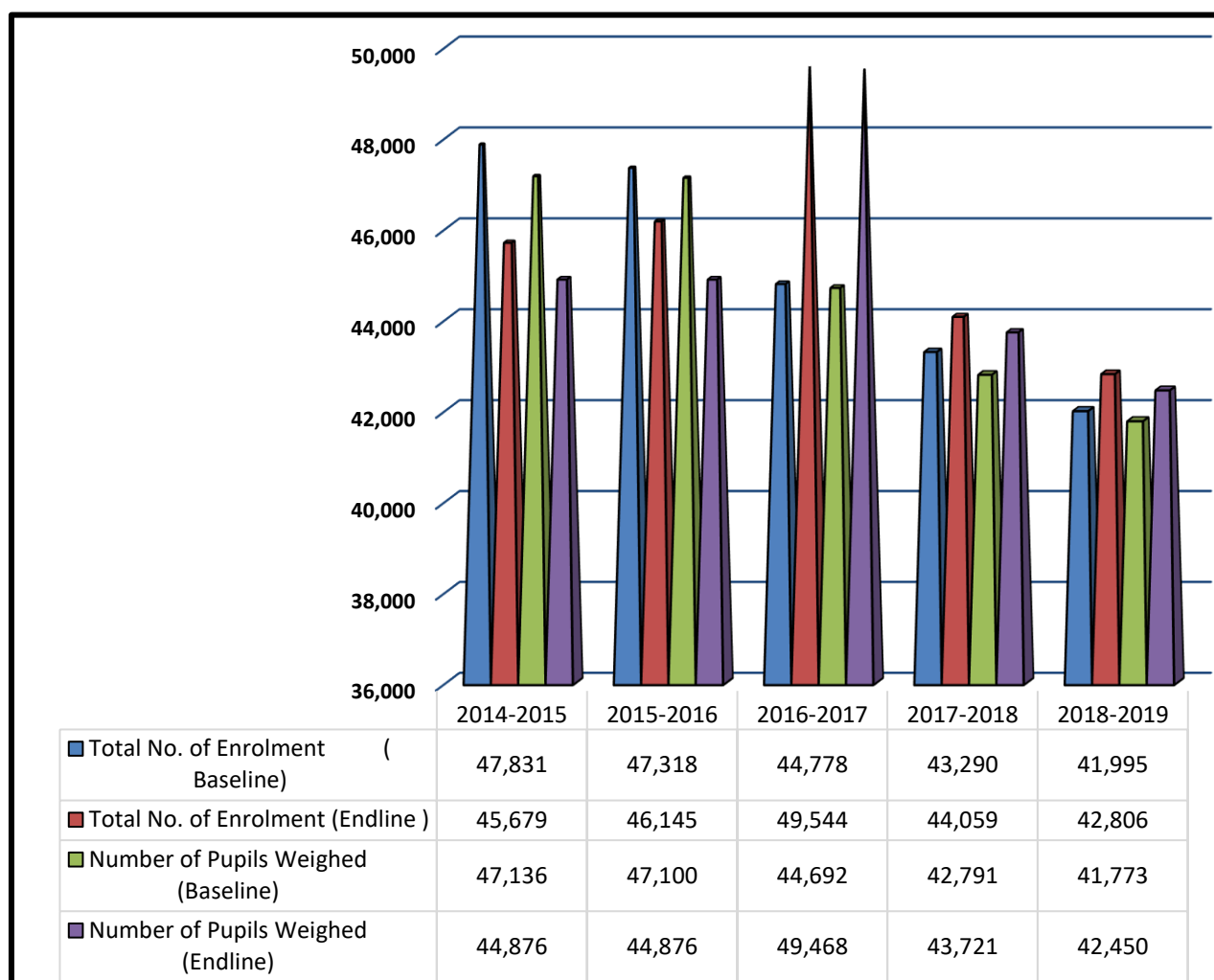


Chart 1 shows the 5-year comparative data of enrolment and students weighed from SY 2014-2015 to SY 2018-2019. The baseline data of enrolment for 5 years has been decreasing but it is noticeable in the SY 2016-2017 there is an increase of enrolment in end-line report it was noted upon the implementation of BMI software in the year 2016.

Chart 2. 5-Year Comparative Data of the Baseline and End-line of Severely Wasted and Wasted of Elementary Pupils

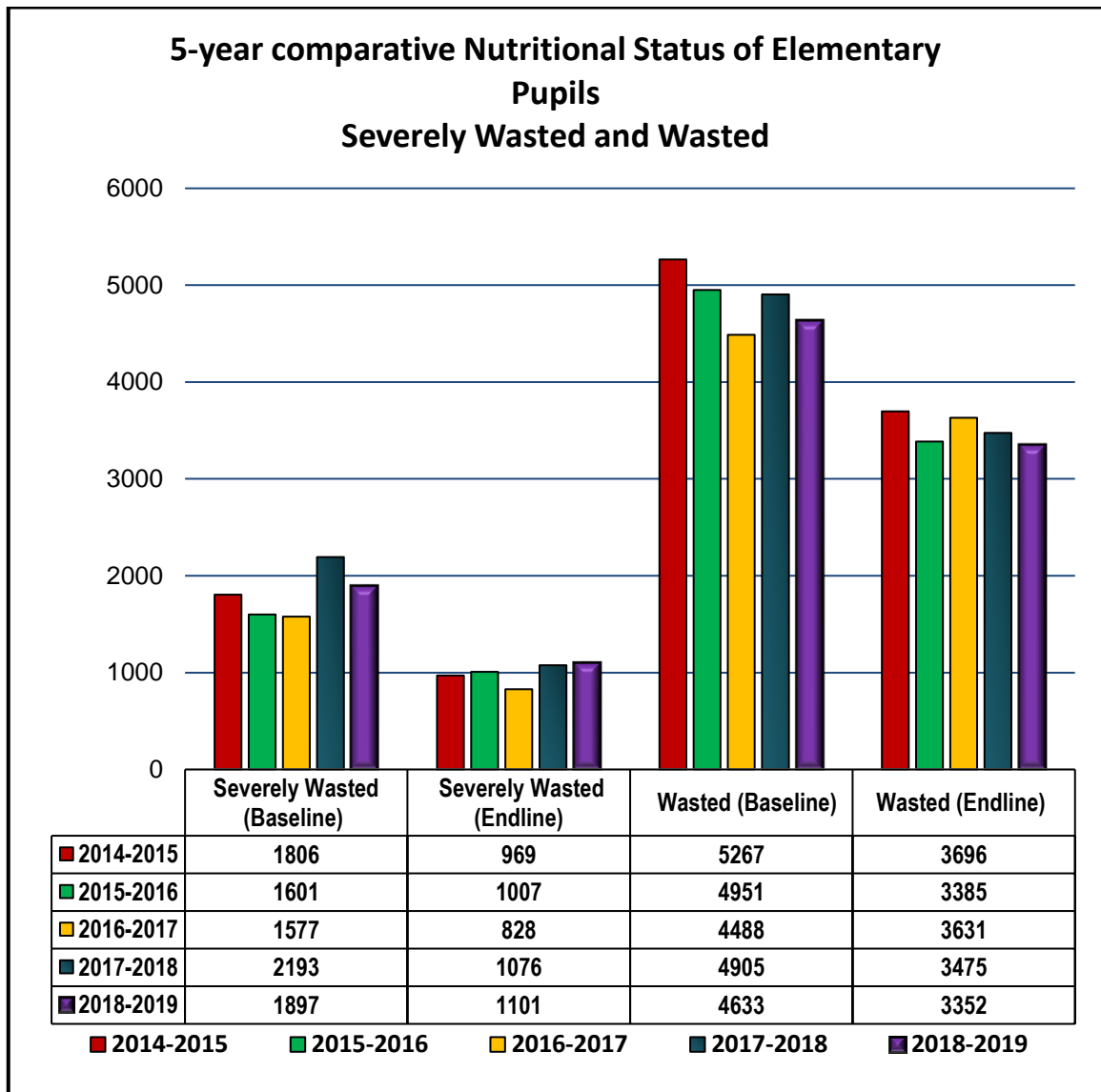


Chart 2 exhibits the Five (5)-year comparative data of the baseline and end-line both severely wasted and wasted nutritional status indicator. Evaluating the data, there was a reduction in the number of the severely wasted students as manifested in the baseline and in the end-line data for the five school years from SY 2014-2015 to 2018-2019. Manifesting the highest difference (Baseline-Endline) in SY 2014-2015 (837) and 2017-2018 (1,117). While in the Wasted indicator, SY 2014-2015 manifest the highest reduction of 1,571 wasted status of pupils.

5-Year Comparison in Nutritional Status (Baseline and Endline) of Normal, Overweight and Obese Pupils, Enrolment and Number of elementary pupils weighed.

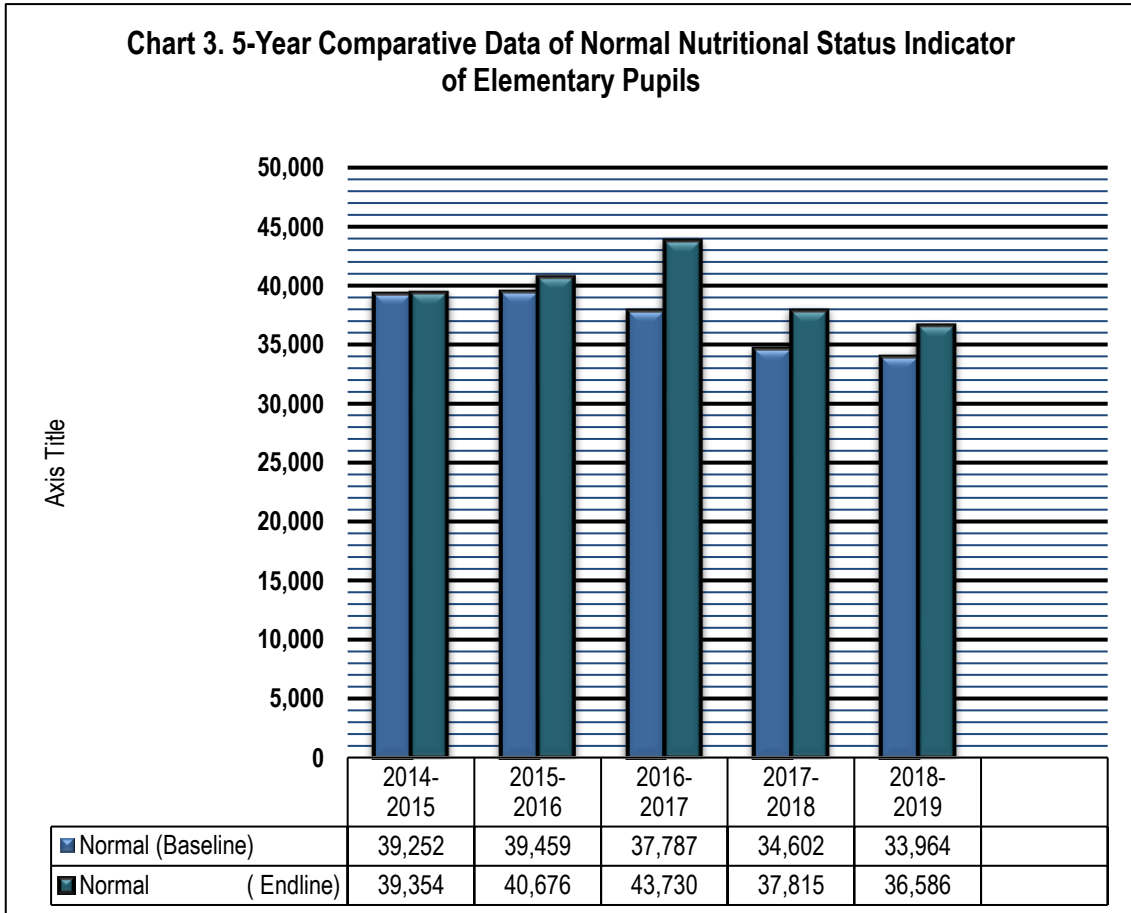


Chart 3. 5- year comparative data of Normal Nutritional Status Indicator has an evident increase of normal weight of pupils in the endline for the five consecutive years. For SY 2014-2015 there was an endline increase of 102 pupils; SY 2015-2016- **1,217**; SY 2016-2017- **5,943**; SY 2017-2018-**3,213**; and SY 2018-2019-**2,622**.

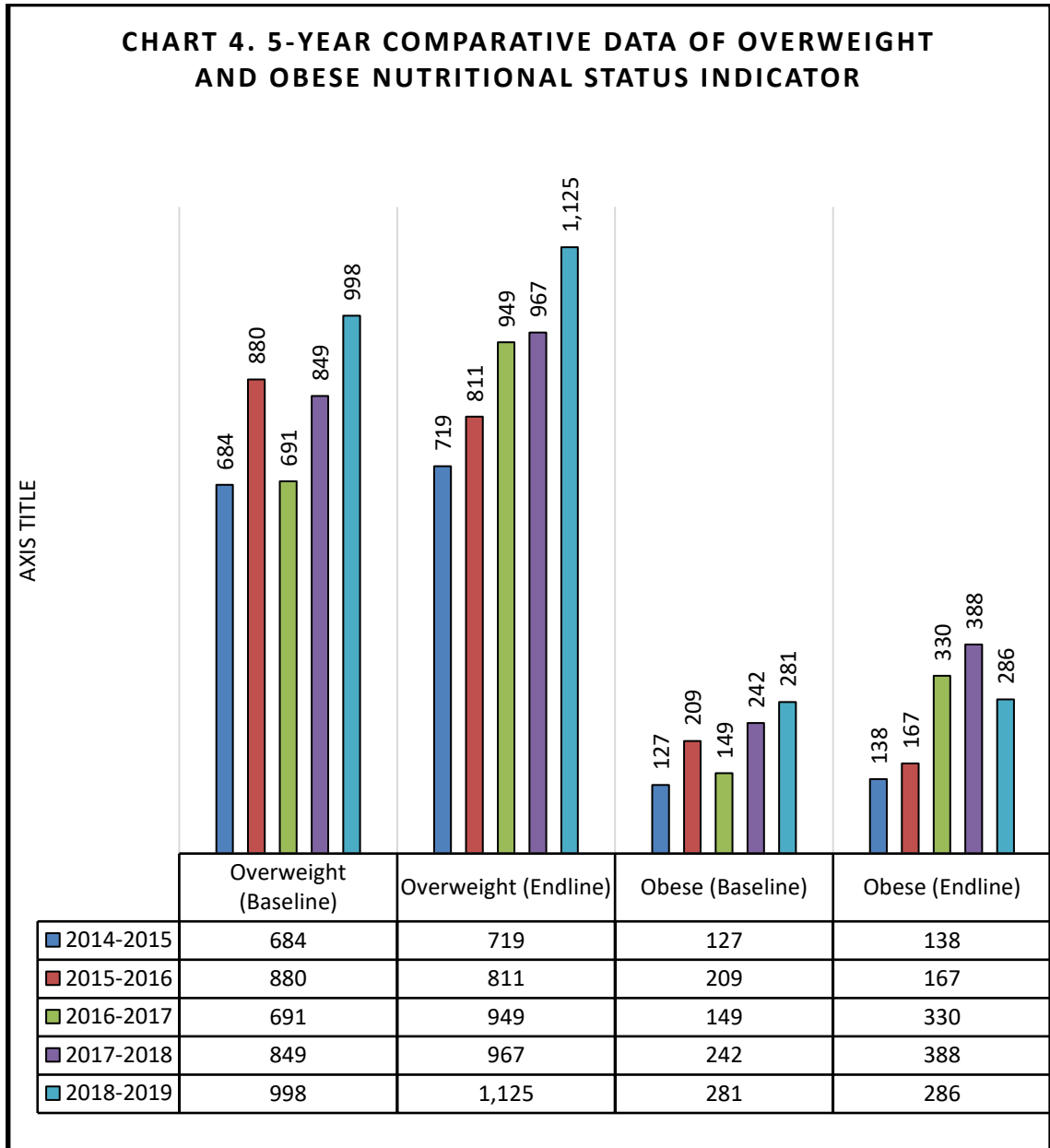


Chart 4. 5-Year Comparative Data of Overweight and Obese Nutritional Status Indicator. Data shows that in the overweight indicator, there was an increasing trend from SY 2014-2015 to SY 2018-2019 in the endline indicator. On the other hand, in the obese indicator, there was also an increase in total number obese pupils in SY 2014-2015 to SY 2018-2019 except in SY 2015-2016 which shows a decrease in the endline indicator.

Chart 5. 5-Year Comparative Nutritional Results Difference of Severely Wasted and Wasted SY 2014-2015 to SY 2018-2019.

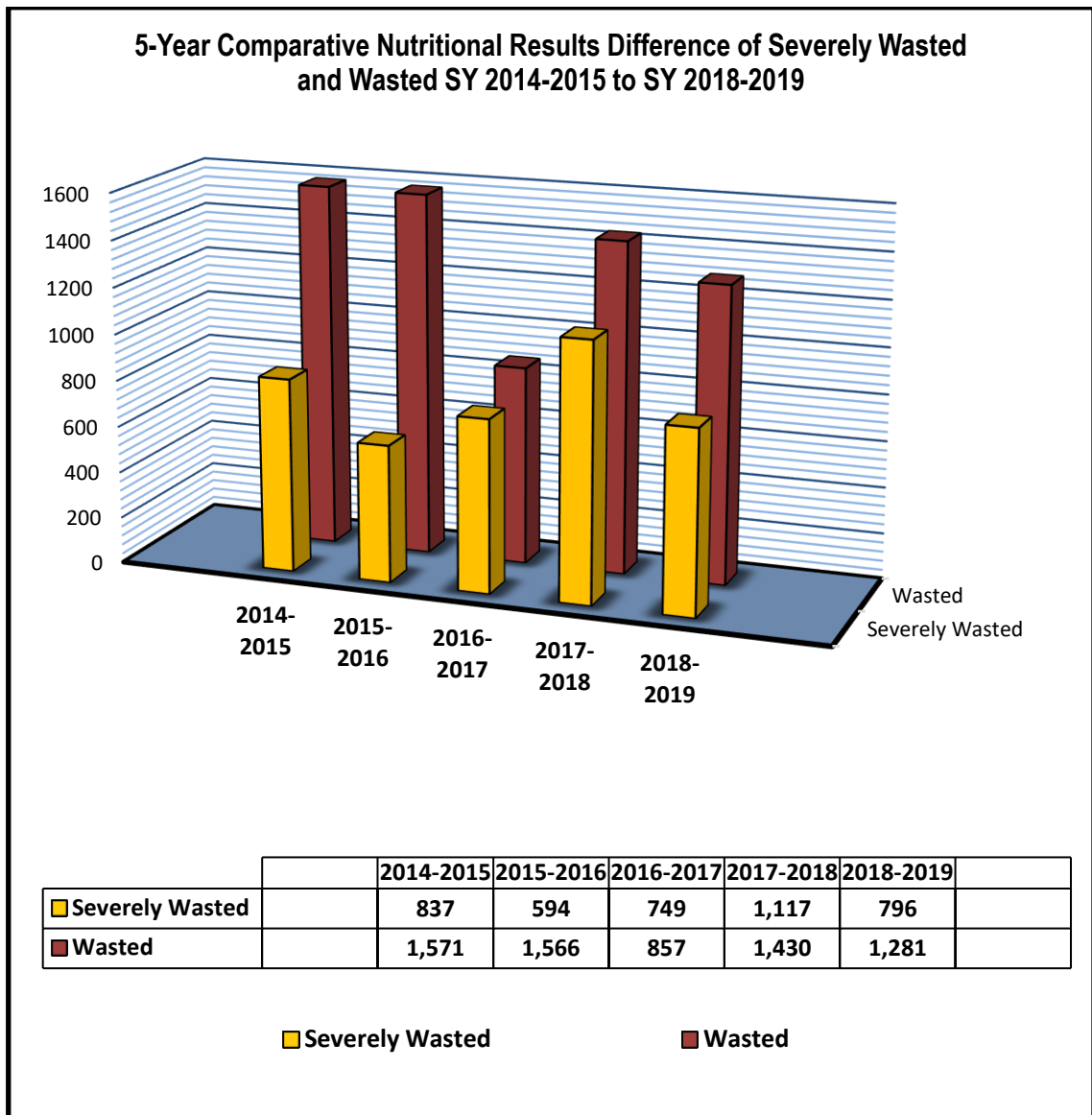


Chart 5 illustrates the difference of 5-year comparative data of Severely Wasted and Wasted among Elementary pupils in the Division of Catanduanes SY 2014-2015 to 2018-2019.

Data shows that there is a gradual decreased in number of Wasted NS pupils in SY 2015-2016 upon the implementation of BMI software to all schools in the Division and there by constant declining Wasted NS results in SY 2016-2017 but an abrupt increase of 573 in SY 2017-2018 and recorded decrease of

149 in SY 2018-2019. In the consecutive five school years Fluctuating NS results of Severely Wasted has been exhibited.

Interventions implemented in the schools are the following school health and nutrition program:

1. School-Based Feeding Program (SBFP)
2. Phil. Plan of Action for Nutrition
3. Gulayan sa Paaralan Program (GPP)
4. Pantawid Pamilyang Pilipino Program (4P's)
5. School Canteen monitoring
6. Deworming
7. WASH in School Program
8. Medical and Dental Check- up

Analysis:

In the past 5 years, the School-based Feeding Program has played a major role in the improvement of nutritional status of the Severely Wasted and Wasted learners. It is hoped that the Department of Education will continue to implement SBFP not only for the severely and wasted school children but for all school children from Kinder to grade 6.

Nutritional Status of Secondary Students

Chart 1. 5-Year Secondary Baseline and Endline Comparison of Nutritional Status Enrolment, and Number of Students Weighed.

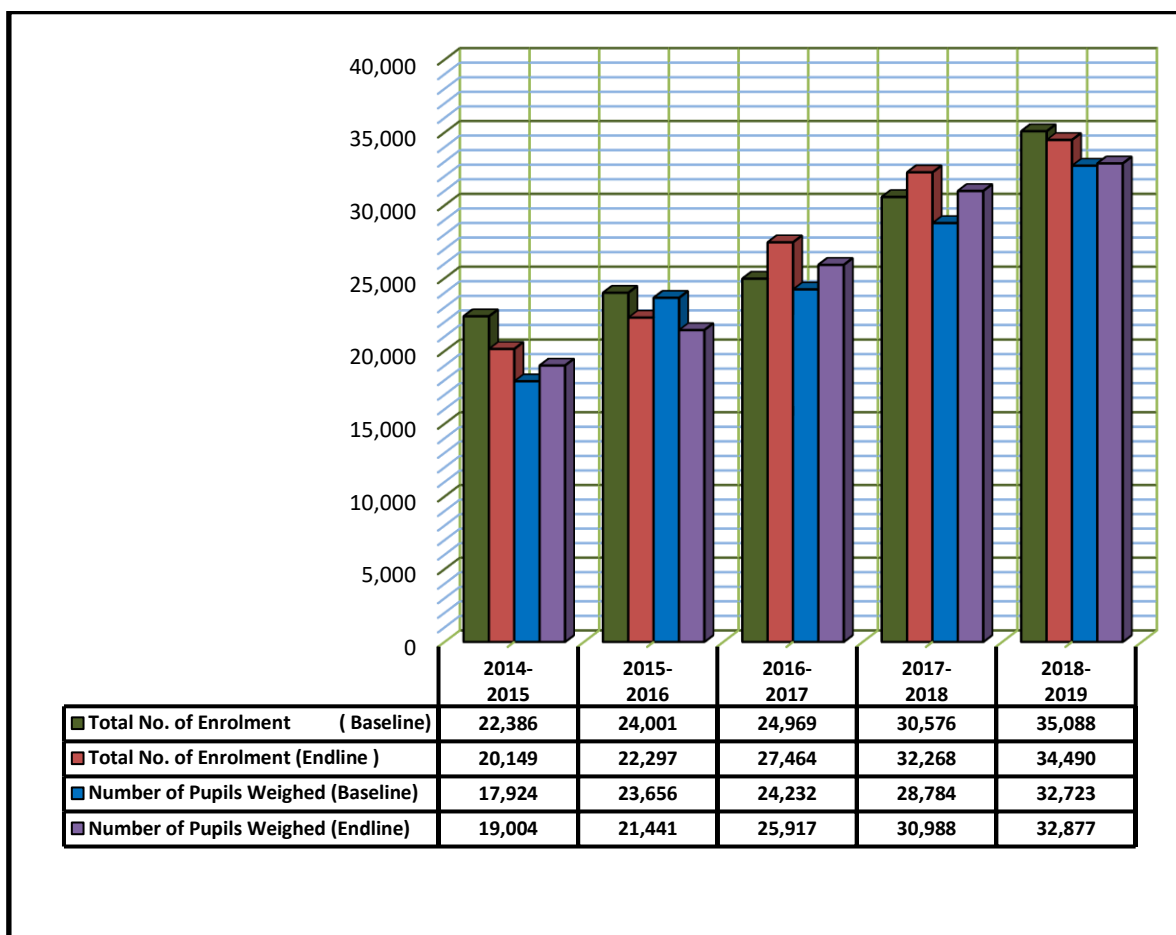


Chart 1 shows the 5-year comparative data of secondary enrolment and students weighed from SY 2014-2015 to SY 2018-2019. The baseline data of enrolment for 5 years has been increasing. However, there was a difference on baseline enrolment and endline data. The difference can be attributed to the late enrollees and/or transferees in from & to the other divisions of students which are not captured during the weighing time due to the deadline set in the submission of nutritional status report by the SDO & the Regional Office and other factors.

Comparing the baseline enrolment data and the number of students weighed, there was a huge disparity. SY 2014-2015 has the highest difference

of 4,462 students who were not weighed followed by SY 2018-2019 and SY 2017-2018.

In terms of the number of students weighed in baseline and endline, there was a negative variance during 2014-2015 and 2018-2019 and positive variance to the other school years.

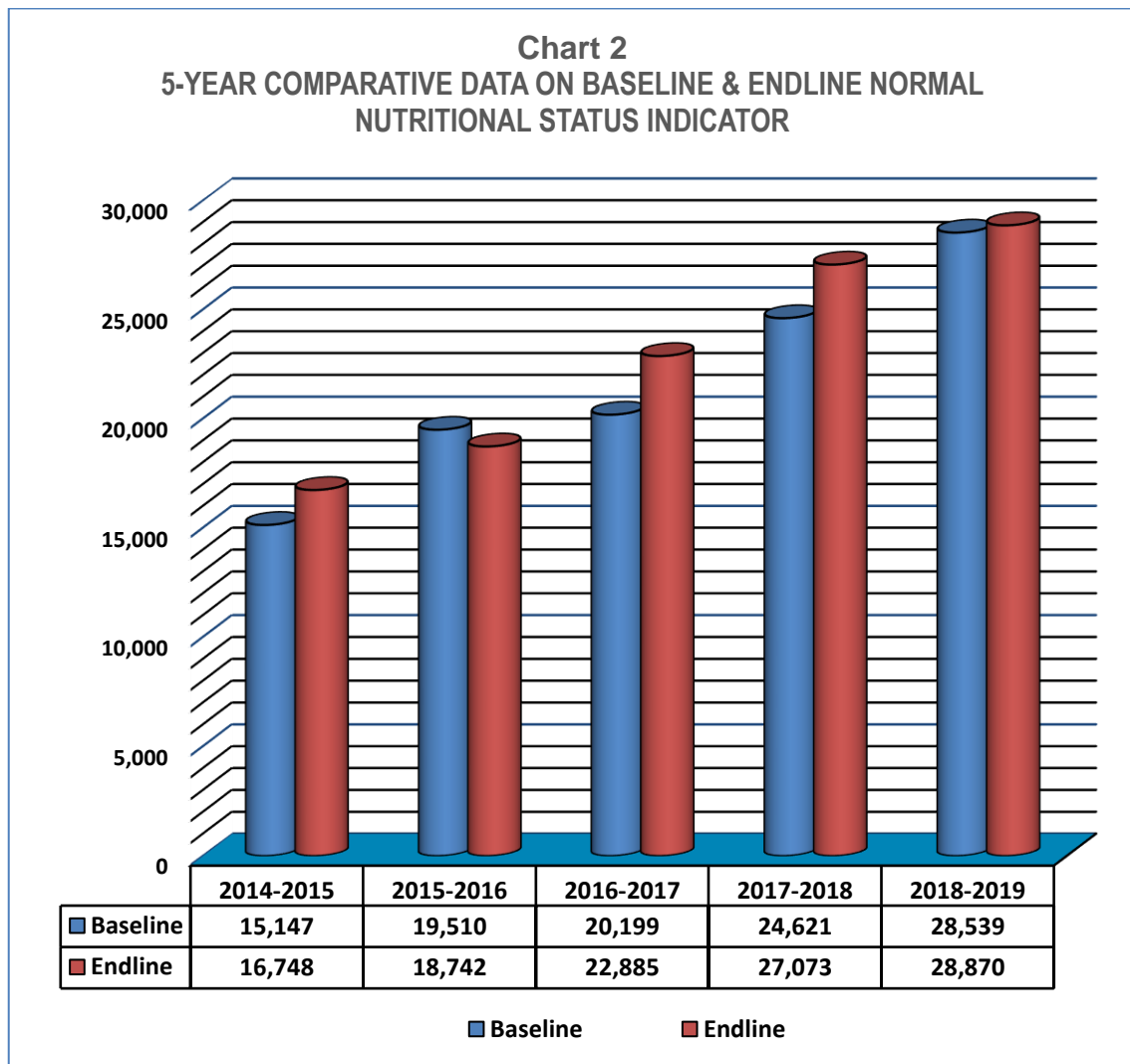


Chart 2 shows the 5-year comparative data of Normal Nutritional Status Indicator. Looking at the result, there was an evident increase in the baseline normal nutritional status. It can be noticed that in SY 2015-2016 the endline indicator has a decrease of 768 compared to its baseline indicator.

Chart 3
5- Year Comparative Data of the Baseline and Endline of
Severely Wasted and Wasted Indicators

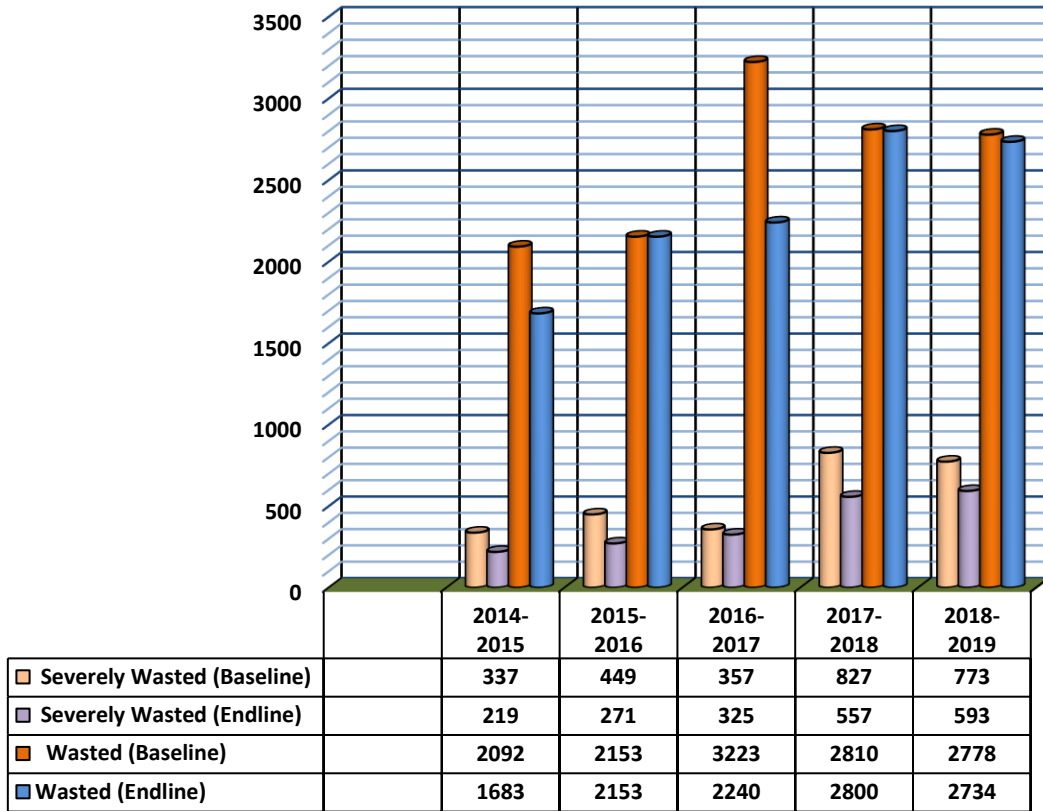


Chart 3 illustrates the difference of 5-year comparative data of severely wasted and wasted among secondary students in the Division of Catanduanes SY 2014-2015 to 2018-2019.

Data shows that there is a massive increase in number of wasted in SY 2016-2017 Baseline upon the implementation of BMI software to all schools in the division and there by declining in the SY 2017-2018 & SY 2018-2019. While in Wasted Endline it can be noticed that it continuously increasing until SY 2017-2018 and slightly decrease of 66 students the following year. Data in Severely Wasted (Baseline & Endline) continuously increasing

Interventions implemented in the schools like supplemental feeding effort were credited to school principal and school feeding coordinators and other stakeholders because secondary schools are not funded by SBFP program.

There is also a need to regularly monitor the School Canteen for the red, yellow and green category and to monitor healthy beverages and foods consumed by students during their snacks/meals. The use of functional Gulayan sa Paaralan to support feeding program. Lastly, the most important is to strengthen partnership with stakeholders in order to sustained the supplemental feeding for the wasted and severely wasted students.

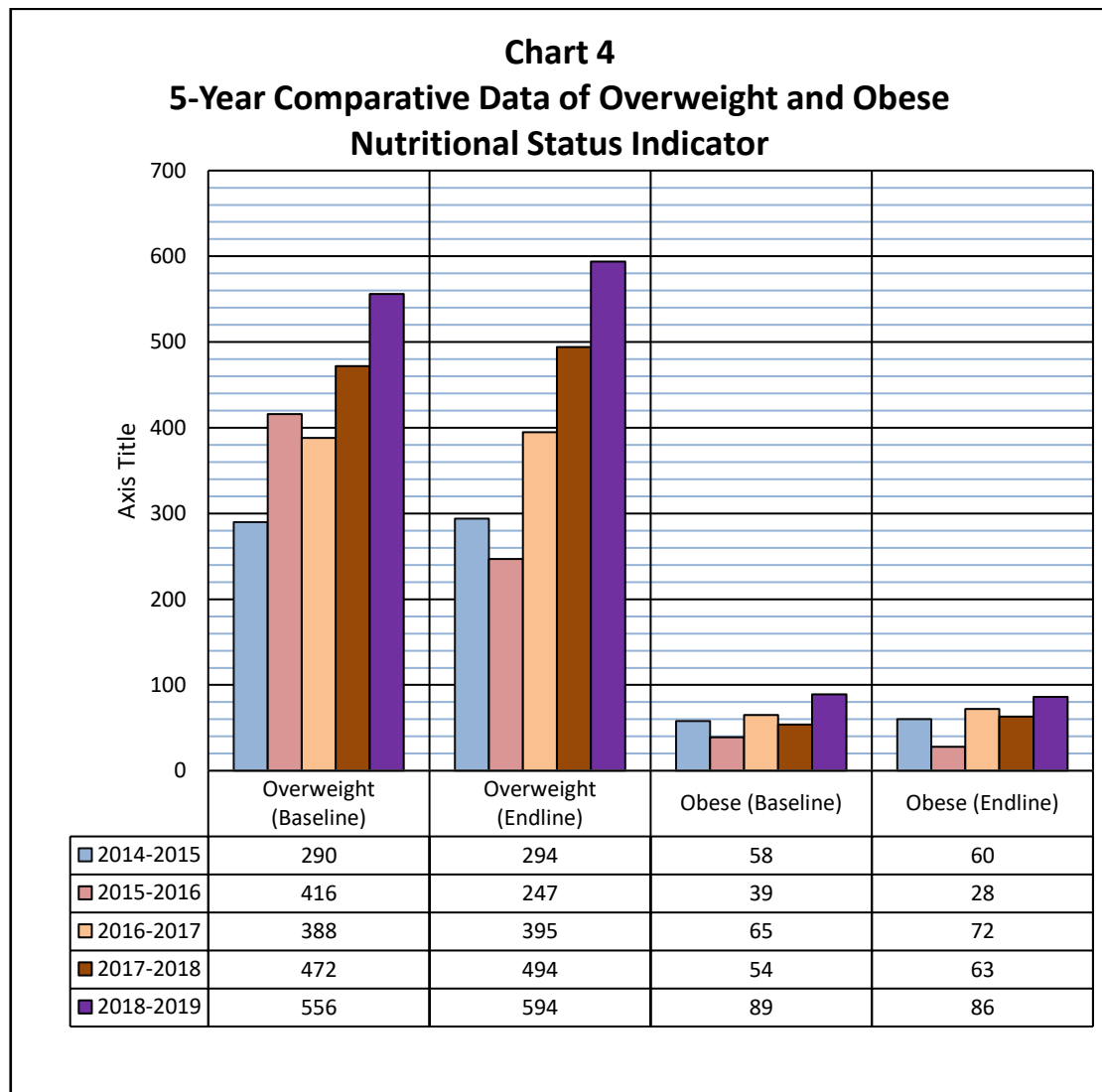


Chart 4 shows that in the overweight baseline indicator, there was an increasing trend except for SY 2016-2017 which has a noticeable decrease compared from SY 2015-2016. SY 2018-2019 has the highest increase while SY 2014-2015 has the lowest number of overweight students. On the other hand, it can be noticed that the Overweight endline continuously increasing.

In the obese indicator, there was a variable trend. A decrease in the number of obese students happened in SY 2015-2016 and SY 2018-2019 compared from the Obese Baseline. SY 2015-2016 having the highest decrease while an increase in the number obese can be noticed in 2018-2019.

PROGRAMS & PROJECTS CY 2018

***(National, other Locally Funded Projects and
Division Initiated Projects)***

KINDERGARTEN EDUCATION PROGRAM (KEP)

1. 5-year Comparative Report on Enrolment in Public & Private Kindergarten (5y/o only)

	2018-2019	2017-2018	2016-2017	2015-2016	2014-2015
Public	6,366	6,286	4,954	5,422	5,671
Private	956	727	154	406	39

2. Current Enrolment in Public and Private Kindergarten

	2018-2019
Public	6,366
Private	956
Total	7,322

3. No. of Schools Implementing Kindergarten

	2018-2019
Public	*233
Private	22
Total	255

*1 Public School has no enrolment (Babaguan ES)

4. No. of teachers handling Kindergarten

	2019-2020
Public	248
Total	248

5. Regional Awards received by the Kindergarten Teachers

1. FEBIE B. SORIAO

2nd Place- Regional Search for Best ELLNP implementer- Best K to 3 Teacher



2. ELPIDIO SOLEDAD

5th Place- 2ND National Competition on Storybook Writing
Workshop on Storybook Designing and Illustration.

6. Kindergarten Education Program (KEP) has been implemented and institutionalized since SY 2012-2013. In the past SEVEN years of its implementation, the following are still the major and prevailing problems faced relative to the operation of KEP in SDO Catanduanes. Some interventions were done by SDO and respective schools; to wit:

Problems/ Challenges	Interventions/ Solutions/ Action Taken
1. Enrolment Concerns	Requested from planning for additional items to schools with big number of kindergarten enrolment especially the MG Schools
2. Makeshift and crowded classrooms	Requested the school heads thru the PSDS to prioritize the kindergarten classrooms
3. Lack of age-appropriate IMs	Conducted Division Training Workshop on IMs preparation and contextualization
4. Limited items for Kindergarten Teachers	Policy recommendation to give additional kindergarten items
5. Some kindergarten teachers have NO Early Childhood Education Units earned	Encourage teachers to earn ECE Units every summer at Ateneo de Naga University

SUPPORT FOR MULTI-GRADE SCHOOLS

Updated profile of Multigrade Schools SY 2018-2019

DISTRICT	SCHOOLS	GRADE COMBINATION			Total Number of Teachers
		1-2	3-4	5-6	
1. Bagamanoc North	Cahan MG School	1	1	1	3
2. Bagamanoc South	Pangcayanan MG	1	1	1	1
	Quigaray MG School	1	1	1	3
3. Bato West	Oguis MG School	1	1	1	4
	Sibacungan MG School	1	1	1	3
4. Bato East	San Pedro ES	1	1	1	3
	Cagraray	1	1	1	3
	Buenavista	1	1	1	4
	Bagumbayan ES	1	1	1	4
	Libjo ES	1	1	1	4
5. Baras North	Pananaogan	0	1	0	6
	Puraran ES	1	1	1	4

DISTRICT	SCHOOLS	GRADE COMBINATION			Total Number of Teachers
		1-2	3-4	5-6	
6. Baras South	Guinsaanan ES	1	1	1	4
	Salvacion ES	1	1	1	3
	Sta. Maria	1	1	1	3
	Caragumihan Es	1	1	1	3
	Abihao ES	1	1	1	3
	Macutal	1	0	0	6
	Moning ES	1	1	0	5
	Paniquihan ES	0	1	0	5
7. Caramoran North	Abihao ES	1	1	1	4
	San Jose ES	1	1	1	4
8. Caramoran South	Maui ES	1	1	1	4
	Bocon	1	1	1	4
9. Gigmoto	Dominador C. Guerreo	1	1	1	4

DISTRICT	SCHOOLS	GRADE COMBINATION			Total Number of Teachers
		1-2	3-4	5-6	
10. Pandan East	San Isidro ES	1	1	1	4
	Jose O Vera ES	1	1	1	3
	Canlubi ES	0	1	1	5
	Hiyop ES	1	1	0	5
11. Pandan West	Sta. Cruz ES	1	1	1	4
	San Rafael ES	1	1	1	4
	Caruyo ES	1	1	1	3
	Panuto Es	0	0	1	6
12. Panganiban	Mabini ES	1	1	0	5
	Bayhan Community	1	1	1	4
	Panay Community	1	1	1	4
	Maculiw ES	1	1	1	4
	Babaguan ES	1	1	1	3

DISTRICT	SCHOOLS	GRADE COMBINATION			Total Number of Teachers
		1-2	3-4	5-6	
13. San Andres East	Burabod ES	1	1	0	5
	Bon-Ot ES	1	1	1	3
	14. San Andres West	San Vicente ES	1	1	1
Barihay ES		1	1	1	3
15. San Miguel North	Hilawan ES	0	1	0	6
	JMA Asgad ES	1	1	1	4
	Puting Baybay	1	1	1	4
	Siay ES	1	1	1	4
	Pacogon ES	1	1	1	4
	San Marcos ES	1	1	1	3
	Caglatawan ES	1	1	1	3
Paraiso BES	1	1	1	3	

DISTRICT	SCHOOLS	GRADE COMBINATION			Total Number of Teachers
		1-2	3-4	5-6	
16. San Miguel South	Boton ES	1	1	-	2 (Note: 1 for K-3 1 for 4-6)
	Solong ES	0	1	1	5
	Pangilao ES	1	1	1	3
	Dayawa ES	1	1	1	3
	Patagan ES	1	1	1	4
	Katipunan ES	1	0	1	5
17. Viga East	Batohonan ES	1	1	1	4
	Botinagan	1	1	1	4
	Quirino ES	1	1	1	3
18. Viga West	Ananong ES	1	1	1	3
	Del Pilar	1	1	0	5

DISTRICT	SCHOOLS	GRADE COMBINATION			Total Number of Teachers
		1-2	3-4	5-6	
	Mabini ES	1	1	1	3
	Osmena ES	1	1	1	4
	P. Vera ES	1	1	1	4
	Roxas ES	1	1	1	4
	San Vicente ES	1	1	1	3
	Sta. Rosa ES	0	1	1	5
19. Virac North	Dugui San Isidro	0	1	1	5
	JMA Puniton ES	1	1	1	4
	Sogod Simamla ES	1	1	1	4
20. Virac South	Balite ES	1	0	1	5
	Batag ES	1	1	1	4
	Marilima ES	1	1	1	4
	Buena Vista ES	1	1	1	3

DISTRICT	SCHOOLS	GRADE COMBINATION			Total Number of Teachers
		1-2	3-4	5-6	
	Calampong ES	1	1	1	3
	Casocan ES	1	1	0	5
	F. Tacorda ES	1	1	1	3
	Hawan Ilaya	1	1	1	4
	Pajo Baguio	1	1	1	4
	Palta Saday	1	0	1	6
	Talisoy ES	1	1	1	4
	Over-Total	73	76	70	<u>219</u>

Total Available learning materials

Learning Materials	Number of Copies reproduced and distributed to Teachers, SH & PSDS
Budget of work and Leveled Materials	326 copies each BOW and Leveled reader materials
Multigrade Daily Lesson Plan and Multigrade Integrated Lesson Plan	321 copies each MG- DLP and MG-ILP

Problems encountered and interventions/ solutions applied

Problems Encountered	Interventions/ Solutions Applied
1. Difficulty in teaching of newly hired to teachers in Multigrade classes	Mentoring Program for newly hired teachers in MG schools
2. Lack of teachers to handle MG Classes due to few enrolment	Apply subject grouping to minimize the hardship in teaching all the subjects
3. Hardship posts of some MG Schools	Motivation and incentives to teachers assigned schools in the far-flung areas

4. Makeshift classrooms	Passed resolutions to LGU for possible assistance of building constructions of classrooms for MG schools
5. Delayed of SHA funds	Prepare a template to properly track the requirements submitted by MG school heads on their respective MG teachers
6. Kindergarten teachers handling higher grade level as subject teacher	Requested the school head not to give subjects for kindergarten in the higher grades instead a Remedial Program to be handled by the kindergarten thru pull out system

SPECIAL EDUCATION (SPED)

ELEMENTARY LEVEL:

NO	DISTRICT/SCHOOLS	NAME OF TEACHER	POSITION	DIFFICULTY	Grade level	ENROLMENT			REMARKS	
						M	F	T	SPED CLASS	Inclusive Educ.
ELEMENTARY SCHOOLS										
BAGAMANOC NORTH										
1	Bugao Central ES	Leizel V. Rodriguez	T I	CWLD		1	2	3	1:3	3
BAGAMANOC SOUTH										
2	Bagamanoc CES	Glenda Cueva	T III	CWID		1	1	2		
				CWHI		0	2	2		
				CWLD		1	0	1		
				CWMD		0	1	1		
				CWVI		1	0	1		
						3	4	7	7	
BARAS NORTH										
				TOTAL						
3	Agban Central	Roelyn Geromo	T I	LWDRC	I	0	1	1		1
		Cristina Palino	T III	LWDRC	II	1	0	1		
		Gabelyn Hubaldo	T III	LWDRC	III	1	0	1		
				LWDM	III	1	0	1		
				Total		3	1	4		4
4	Genitigan ES	Ella Tatad	T II	LWDDIB	I	1	0	1		1
	San Miguel ES			LWDBLAK	I	4	1	5		
				LWDC	III	0	1	1		
				LWDBLAK	III	1	0	1		
				LWDBLAK	VI	1	0	1		
				TOTAL		6	2	8		8
BARAS SOUTH										
5	Baras Central ES			LWDH	V	1	0	1		1
6	Paniquihan ES			LWDM	K	0	2	2		
				LWDBLAK	III	1	0	1		
				LWDBLAK	IV	0	1	1		
				LWDBLAK	V	1	0	1		
				TOTAL		2	3	5		5
7	Batalay ES			CWDH/BLAK	K	1	1	2		
				CWDBLAK	I	1	0	1		
				CWDBLAK	III	2	0	2		
				CWDBLAK	VI	1	1	2		
				TOTAL		5	2	7		
8	Bato Central	Marites Tatel	MT II	CWDHi		1	1	2		
				CWDDIB		2	1	3		
		Regina Rojas	MT I	CWDBLAK		4	4	8		
				TOTAL		9	5	13	1:7	
				CWDBLAK	III	4	3	7		
				CWDBLAK	IV	5	2	7		
				BLAK	V	3	2	5		
				BLAK	VI	7	2	9		
				TOTAL		19	9	28		28
9	Buenavista ES	Kryzle Anne Bautista	T I	CWDBLAK	II	0	1	1		1
10	Libjo ES			CWDM	K	1	0	1		
				CWDBLAK	I	1	0	1		
				TOTAL		2	0	2		2
11	San Roque ES	Ruby Tolleo	SPET I	CWDDIB		0	4	4		
				CWDBLAK		2	0	2		
				Total		2	4	6	1:6	
12	San Pedro ES			BLAK/DM		1	0	1		1
13	Bote IS (Elem.)	Clariza Kay Bañas	T I	CWID		1	3	4	1:4	
BATO WEST										
14	Cabugao IS	Ronalyn Boneo	SPET I	CWDC		3	1	4		
				CWASD		1	0	1		
				CWDH		1	0	1		
		Jocelyn Tenoria	T III	CWDM		1	0	1		

				CWDRC		2	2	4		
				TOTAL		8	3	11	1:6	
				CWDS (Blind)	IV	1	0	1		
				CWDC	I	1	1	2		
				CWDC	II	0	2	2		
				CWDDIB	III	1	0	1		
				TOTAL		2	3	5		5
				Sub-total		10	6	16		
15	Guinobatan ES			CWDBLAK	II	2	0	2		
					III	2	2	4		
					IV	0	1	1		
				TOTAL		4	3	7		
16	Marinawa ES			CWDDIB	II	0	1	1		
				CWDM	VI	1	0	1		
				CWDBLAK	VI	1	0	1		
				TOTAL		2	1	3		
				DISTRICT TOTAL		16	10	26		
	CARAMORAN NORTH									
17	Caramoran CES	Francia Alberto	T III	CWID		3	3	6		
				CWHI		0	1	1		
				CWMD		2	1	3		
				TOTAL		5	5	10	1:10	
18	Buenavista ES	Fritz Irish Perdigon	T I	CWDM	V	0	1	1		
		Allan Sapanta	T I	CWDBLAK	VI	0	2	2		
				TOTAL		0	3	3		
19	Camburo ES	Charmine Galicia	T I	CWDBLAK	I	0	1	1		
20	Mabini ES	Rosalie Delos Reyes	T I	CWDS	K	0	1	1		
		Chona Sapico	T I	CWDBLAK	III	1	3	4		
		Romeo Abraham	T II	CWDBLAK	IV	2	0	2		
		Joven Onan	T I	CWDBLAK	V	1	1	2		
		Rosela Alano	T II	CWDBLAK	VI	0	1	1		
				TOTAL		4	7	11		
21	Panique ES	Connie Tugado	T I	CWDBLAK	III	1	0	1		
		Michelle Aldea	T I	CWDBLAK	VI	1	0	1		
				TOTAL		2	0	2		
22	Tucao-Maysuram ES	Jerly Olarve	T I	CWDH	K	0	1	1		
		Baloloy	T I	CWDS	I	1	0	1		
		Genevieve Rodriguez	T I	CWDH	II	0	1	1		
		Liza Dojello	T II	CWDC	IV	0	1	1		
				TOTAL		1	3	4		4
	CARAMORAN SOUTH									
23	Datag Central	Emily Francisco	T II	CWID		1	1	2		
				CWHI		0	1	1		
				CWCP		1	0	1		
				CWLD		1	1	2		
				TOTAL		3	3	6	1:6	
24	Hitoma-Bulalacao Es	Evelyn Lopez	T I	CWDBLAK	II	1	0	1		
		Princess Irish Tablate		CWDBLAK	IV	1	0	1		
				total		2	0	2		3
25	Inalmasinan ES	Mychel Malate		CWDM	K	0	1	1		
		Janel Brizo	T I	CWDBLAK	I	1	0	1		
		Teresita Valeza	T I	CWDBLAK	III	0	1	1		
		Ramil Masagca	T I	CWDBLAK	V	1	0	1		
		Herald Surbano	T I	CWDBLAK	VI	0	1	1		
26	Obi ES	Grace Sanchez	T i	CWDBLAK	III	1	2	3		
		Caryl Lucero	T I	CWDBLAK	IV	1	2	3		
		Ian Dexter Miraran	T I	CWDC	IV	1	2	3		
				CWDIB	III	4	0	4		
				TOTAL		7	6	13		13
27	Sabloyon ES	Maricar Bartolome	T I	CWDH	I	0	1	1		
		Gemma Frondoza	T I	CWDBLAK	I	0	1	1		
		Elias Lumabi Jr.	T I	CWDBLAK	V	0	1	1		

				TOTAL		0	3	3		3
28	Supang ES	Connie Atienza	T I	CWDC	I	0	1	1		
		Diana Lumabi	T I	CWDBLAK	IV	1	1	2		
				TOTAL		1	2	3		3
29	Gigmoto Central ES	Jay Ogalesco	T I	CWID	K	1	0	1		
		Marites Dayawon	T I	CWDC	III	0	1	1		
		Meriam Ogalesco	T I	CWDBLAK	IV	1	1	2		
		Erme Obogne	T I	CWDBLAK	IV	0	1	1		
		Carmelo Tatad	MT II	CWDBLAK	VI	0	1	1		
		Kathleen Jane Tutanes	T II	CWDC	VI	1	0	1		
				TOTAL		3	4	7		7
30	Dororian ES			CWDHI	II	1	0	1		
				CWDBLAK	III	1	0	1		
				CWDBLAK	III	0	1	1		
				CWDDIB	IV	1	0	1		
				CWDBLAK	V	0	1	1		
				CWDDIB	VI	1	0	1		
				TOTAL		4	2	6		6
31	Sicmil IS (Elem.)			LWDM	III	1	0	1		
				LWDS	VI	1	0	1		
				TOTAL		1	1	2		2
32	Sioron ES	Tonie Angela Abuchuela		CWDC	I	1	0	1		1
				DICTRICT TOTAL		8	6	14		14
	PANDAN EAST									
33	Tabugoc Central ES	Aida Labrador	T III	CWSD		1	1	2		Inclusive
				CWDS		1	0	1		Inclusive
				TOTAL		2	1	3	*	3
	PANDAN WEST									
34	Bagawang ES	Marivic Buizon	T II	Id/Down Syndrome	I	0	1	1		1
35	Catamban ES			CWDDIB	VI	1	0	1		1
36	Cobo IS			CWDM		0	1	1		
				CWDVIB/DRC		2	1	3		
				CWMD/CP		0	3	3		
				CWDBLAK		0	1	3		
				TOTAL		2	7	9	9	
		Ma. Ana Villanueva		CWDBLAK	I	0	1	1		
		Sylvia Cerillo		CWDC/BLAK	II	0	1	1		
		Annie Eustaquio		BLAK	III	1	0	1		
				CWDC	III	1	0	1		
		Wilson Talion		BLAK	V	1	0	1		
		Ma. Joan Samudio	MT I	BLAK	VI	1	0	1		
				TOTAL		4	1	5		5
37	Lumabao ES			CWDS	I	1	0	1		
				CWDS	II	0	1	1		
				TOTAL		1	1	2		2
38	Oga ES	Karen Alberto		CWDDIL/RC	K	0	1	1		1
39	Pandan Central	Glenda Isorena	MT II	CWID	K	0	1	1		
		Sheila Domingo		CWDC	K	0	1	1		
		Mary Joy Bombita		CWDC/MD	K	1	0	1		
				CWDBLAK	I	1	5	6		
				Total		2	7	9		9
	SAN ANDRES EAST									
40	Sn Andres Central	Janelyn Belmonte	T III	CWID		3	0	3		
				CWHI		1	0	1		
				CWSD		0	1	1		
				CWASD		1	0	1		
				CWCP&LD		1	0	1		
				Total		6	1	7	1:7	
41	Alibuag ES	Jessica Cerbito	T II	CWLD		5	5	10		10
42	Bon-ot ES	Tinee Santelices	VT	CWLD		1	0	1		
		Manilyn Romero	T I	CWLD		2	2	4		
		Genna Solero	T II	CWLD		0	1	1		
		MJ Samonte	T II	CWLD		1	0	1		

		Melinda Arajo	T II	CWLD		2	2	4		
				TOTAL		3	3	6		6
43	Batong Paloway ES	Joelie Tubice	Tr. I	CWPH		1	0	1		
		Estrella Gianan	T II	CWLD		1	0	1		
				TOTAL		2	0	2		2
44	Carañgag ES	Myla Joy Zafe	T I	CWLD		1	1	2		
		Melbeth Aldea	T I	CWLD		0	1	1		
				TOTAL		1	2	3		3
45	Jose Rizal ES	Lianne Ladao	T II	CWVI/LD		0	1	1		1
46	Lictin IS	Marisyl Socito	T II	CWLD		1	0	1		
		Albert Diaz	T II	CWLD		0	1	1		
		Mila Zafe	MT I	CWLD		1	1	2		
		Alma Gianan	MT I	CWLD		1	0	1		
				TOTAL		3	2	5		5
47	San Jose ES	Cherryl P. Tacorda	T II	CWLD		1	0	1		
		Arlene Obico	T III	CWLD		1	1	2		
		Iganie Ariate	T II	CWLD		1	0	1		
				TOTAL		4	1	5		5
48	Comagaycay ES	Leizl Samonte	Tr. I	CWASD		1	1	2		
		Sonia De Loyola	Tr. III	CWLD		1	0	1		
		Adelina Antonio	Tr. III	CWLD		1	0	1		
		Mary Jane Solmiano	Tr. III	CWLD		0	1	1		
		Mylene Manlangit	Tr. III	CWLD		0	1	1		
				TOTAL		3	3	6		6
49	Timbaan ES	Cionita Brusola	Tr. II	CWLD		1	0	1		
		Myrna Sunguad	MT I	CWLD		0	1	1		
		Primitiva Solmiano	MT I	CWLD		1	0	1		
		Ma. Cecilia Aquino	Tr. II	CWLD		1	0	1		
				TOTAL		3	1	4		4
50	Yocti ES	Maria Miraña	Tr.II	CWID		1	1	2		2
	SAN ANDRES WEST									
51	Cabcab CES	Rosanna Cañon	T III	CWHI		1	0	1		SPED Class
				CWVI		0	1	1		
				CWLD		1	0	1		
				TOTAL		2	1	3	1:3	
52	Bagong Sirang ES	Marietta Bongon	T II	CW ASD		0	1	1		1
53	Barihay ES	Leizl Lucero	T II	CWMD		0	1	1		1
54	Bislig ES	Ninadel Jimenez	T II	CWVI		1	0	1		
		Remedios Tenerife	T III	CWLD		0	1	1		
		Isidra Toledo	T III	CWMD		1	1	2		
		Ma. Lilia Samudio	MT I	CWMD		1	1	2		
				TOTAL		3	4	7		7
55	Codon ES	Rachel Vargas	T III	CWMD		1	0	1		
		Maria Giselle Siz	T II	CWLD		0	1	1		
				TOTAL		1	1	2		2
56	Hilawan ES	Sheila Luisa Arcilla	T I	CWPH		1	0	1		1
57	Manambrag ES	Dana Vargas	T I	CWSD		0	1	1		
		Edna Bongalos	T I	CWID		1	1	2		
		Geraldine Colis	T I	CWSD		0	1	1		
		Nora Gianan	T II	CWVI		1	0	2		
		Julieta Borre	T II	CWSD		1	1	2		
		Celina Echague	T II	CWID		0	1	1		
		Ma. Jocelyn Tablizo	T II	CWHI		1	0	1		
		Licell Flores	T III	CWID		1	0	1		
				TOTAL		5	6	11		11
58	Mayngaway ES	Rose Canon	T II	CWID		1	0	1		1
59	Putting Baybay	Davie Begino	Tr I	CWASD		1	0	1		1
60	San Vicente ES	Evelyn Padayao	T I	CWVI		0	1	1		
				CWID		1	0	1		
				TOTAL		1	1	2		2
61	Tibang ES	Herchel Emerenciana	T I	CWVI		1	0	1		1
62	Tominawog ES	Sandra Soneja	MT I	CWLD		0	1	1		

		Maribel Joven	T I	CWLD		1	0	1		
				TOTAL		1	1	2		2
	VIGA WEST									
63	Viga CES	Letecia Yutan	SPET 1	CWDS		2	0	2		
				CWDM		2	0	2		
				CWDCR		0	1	1		
				TOTAL		4	1	5	1;5	
		Josephine Tupue		CWDH	II	1	0	1		
		Roquiza Tubato		CWDBLAK	IV	2	2	4		
		Jocelyn Ogalesco	SPET I	CWDBLAK	V	5	0	5		
				CWDS	V	1	0	1		
				CWDBLAK	VI	4	2	6		
				TOTAL		13	4	17		17
				SUB-TOTAL		17	5	22		
	SAN MIGUEL SOUTH									
64	Katipunan ES			CWBLAK	I	1	1	2		
					VI	1	0	1		
				TOTAL		2	1	3		3
65	Pangilao ES			CWDDIB	I	1	0	1		1
				CWDBLAK	III	2	1	3		
				TOTAL		3	1	4		4
66	Paraiso ES			CWDC	VI	0	1	1		
				TOTAL		2	1	1		3
67	San Miguel Central			CWBLAK	III	5	4	9		
					IV	1	2	3		
					VI	3	0	3		
				TOTAL		9	6	15		15
68	Dayawa ES			CWDBLAK	I	2	0	2		
				CWDC	V	1	0	1		
				TOTAL		3	0	3		3
	VIRAC NORTH									
69	Buyo IS (Elem.)	Cecilia Zuniega		LWDMD/MR	Transiti on	4	0	4	1:4	
				LWDH	K	0	1	1		
				LWDC	K	1	0	1		
				LWDC-ADHD/RC	I	2	0	2		
				LWDC-ASD	II	1	0	1		
				LWDDIB	II	1	0	1		
				LWDDIB/C	II	1	0	1		
				LWDBLAK	II	0	1	1		
				LWDRC	III	2	0	2		
				LWDRC/H	III	1	0	1		
				LWDC/RC	III	1	0	1		
				LWDC-ADHD	III	1	1	2		
				LWDRC/BLAK	IV	6	1	7		
				LWDRC/BLAK	V	3	2	5		
				LWDRC/BLAK	VI	1	1	2		
				TOTAL		21	7	28		28
70	Virac Pilot ES	Ma Cecilia Tatel		LWDAS	I	1	0	1		
		Osita Llano Jra.		LWDC	I	1	0	1		
		Eva Tabuzo		LWDC	I	1	0	1		
		Arlene Perlas		LWDRC/C	I	2	0	2		
		Gemma Conde		LWDC-ADHD	I	1	0	1		
		Judith Romero		LWDC-ADHD	II	2	0	2		
		Cecilia Camacho		LWDC	V	1	0	1		
		Remy Tabilin		LWDC	V	8	0	8		
		Aileen Sarmiento		LWDC	V	5	0	5		
		Rebecca Tolentino		LWDC	V	2	0	2		
		Salvacion Tresmanio		LWDC	V	3	0	3		
		Josele Vargas		LWDC	V	7	0	7		
		Jayson Yutan		LWDM	VI	1	0	1		
				TOTAL		35	0	35		35

71	JMAMES SPED CENTER	SPED-CWE								
		Liza Molod	SPET I	CWASD		14	3	17		
		Irene Borja	MT I	CWID		7	6	13		
		Ma. Joe Tumala	SPET I	CWHI-A		8	4	12		
		Judy Soneja	SPET I	CWHI-B		5	5	10		
		Zarita Boneo	MT II	CWVI		6	3	9		
				CWLD/CW MD		6	1	7		
		Maileen Somido	SPET I	TP - A		5	11	16		
		Dianne Fritz Zafe	SPET I	TP - B		5	6	11		
			Total-Non-Graded			76	42	108		1:15
		SPED-GT								
		Analisa Gregorio	T II	Headstart		13	11	24		
		Ma. Teresa Satairapan	MT II	Grade I		17	18	35		
		Ma. Gracia Dela Rosa	SPET I	Grade II		14	21	35		
		Eden Ibayan	SPET I	Grade III		19	16	35		
		Marita Tabuzo	MT I	Grade IV		20	16	36		
		Sophie Joy Tabuzo	T I	Grade V		15	20	35		
		Shianne Rubio	T III	Grade VI		16	17	33		
			Total			114	119	233		1:33
	VIRAC SOUTH									
72	Virac CES			LWDBLAK II		4	3	7		
				LWDBLAK III		4	3	7		
				LWDBLAK IV		13	7	20		
				LWDBLAK V		7	3	10		
				LWDBLAK VI		7	2	9		
				TOTAL		35	18	53		53
	Elementary Level:									
	SPED-Inclusive Educ.			TOTAL		247	145	392		392
	SPED-Non-Graded			TOTAL		125	79	204		204
	SPED-FL			TOTAL		114	119	233		233
	GRAND TOTAL					468	343	829		
	Total (Non-Graded LSENS) Elementary	112	86	198		1:8	195			
	Number of schools with SPED Class = 12 schools									
	Number schools implementing Inclusive Ed.-SPED =72 schools									
	Number of SPED Center School – 1 school									

*Highlighted (red) schools – With permanent SPET

SECONDARY SCHOOLS:

NO.	SCHOOLS	NAME OF TEACHER	POSITION	DIFFICULTY	GRADE	ENROLMENT			REMARKS	
						M	F	T	SPED CLASS	IE
1	CNHS	Dolor Zafe (Coord.)	T I	CWHI (Inclusive)		1	1	2		
				CWID (Inclusive)		2	1	3		
				Total		3	2	5		5
2	Agban NHS	Nena Sarte	T III	CWLD		1	2	3		I
		Shermaine Tabuena	T I	CWLD		2	2	4		
		Athena Mae Tabelin	T I	CWHI		1	0	1		
		Garry Posada	T III	CWLD		1	0	1		
				TOTAL		5	4	9		9
3	Bagamanoc RDHS	Danica Capistrano	VII	LWDC-ADHD	VII	2	0	2		
				LWDBLAK	VII	9	2	11		
				LWDAS	VII	0	1	1		
		Wenie Arcilla		LWDC-ADHD	VIII	5	0	5		
				LWDS	VIII	1	0	1		
				LWDRC	VIII	2	0	2		
				LWDC-ASD	VIII	1	0	1		
				TOTAL		9	0	9		9
4	Baras RDHS	Aila Isaias		LWDH	VII	0	1	1		
		Blaquita Geronimo		LWDBLAK	VII	2	0	2		
		Zoren Anonuevo		LWDBLAK	VII	3	0	3		
		Carmen Tatel		LWDH	X	1	0	1		
				TOTAL		6	1	7		7
5	Bato RDHS			LWPH/C	VIII	1	0	1		
				LWDBLAK	VIII	0	1	1		
				LWDS	IX	1	0	1		
				LWDDIB	VIII	1	0	1		
				TOTAL		3	1	4		4
6	Bugao NHS			LWDBLAK	VII	0	1	1		
				LWDBLAK	IX	0	1	1		
				TOTAL		0	2	2		2
7	Buyo IS			LWDBLAK	VII	1	0	1		
				LWDRC	VII	1	1	2		
				LWDM	VII	2	1	3		
				LWDM	VIII	2	0	2		
				LWDS	VIII	1	1	2		
				LWDH	VIII	0	2	2		
				LWDBLAK	VIII	4	0	4		
				LWDC-ADHD	VIII	2	0	2		
				LWDS	IX	0	1	1		
				LWDRC	IX	1	0	1		
				LWDH	X	1	0	1		
				TOTAL		15	6	21		21

8	Calatagan HS	Jodita Clavano		CWDH	VII	1	0	1		
				CWDIB	VII	2	0	2		
		Nancy Isuela		CWDS	VII	2	0	2		
		Henry Dela Rosa		CWDM	VII	1	0	1		
		Mischele Temporada		CWMD	VII	1	0	1		
		Marinor Tablizo		CWDIB	VIII	1	0	1		
		Pacita Verano		CWDM	VIII	0	1	1		
		Jonnacel Reyes		CWDRC	VIII	1	0	1		
		Jeanny Bañares		CWDM	IX	2	0	2		
				TOTAL		11	1	12		12
9	Caramoran SF	Jonalyn Baque		LWDBLAK	VII	5	0	5		
		Princess Joy Pantaleon		LWDC	VII	1	0	1		
		Pinky Alaurin		LWDS	X	1	0	1		
		Edna Rubia		LWDM	X	1	0	1		
				TOTAL		8	0	8		
10	Codon NHS			LWDC	VII	1	0	1		
				LWDH	VII	1	0	1		
				LWDS	VIII	1	0	1		
				TOTAL		3	0	3		3
11	Dororian NHS	Antonette Cranza		CWDBLAK	VII	4	2	6		
				CWDH	VII	1	0	1		
				CWDH	VIII	1	0	1		
				CWDBLAK	VIII	0	1	1		
				CWDDIB	IX	2	0	2		
				CWDBLAK	IX	1	1	2		
				CWDBLAK	X	1	1	2		
		Joshua Orgaya		CWDBLAK	XI	1	0	1		
				CWDDIB	XI	1	1	2		
		Jorge Tejada		CWDDIB	XII	1	1	2		
				CWDBLAK	XII	1	0	1		
				CWDM	XII	0	1	1		
				CWDH	XII	0	1	1		
				TOTAL		14	9	21		21
12	Lictin IS	Jodilyn Gianan		CWDM	VII	1	0	1		
				CWDBLAK	VII	6	0	6		
		Judy Mae Osorio		CWDBLAK	VII	4	3	7		
				TOTAL		11	3	14		14
13	Gigmoto RDHS			LWDBLAK	VII	17	5	22		
				LWDVI	VII	4	5	9		
				LWDHI	VII	4	6	10		
				LWSD	VII	1	1	2		
				LWDBLAK	VIII	3	3	6		
				TOTAL		12	20	32		
14	Manambrag NHS	Cleofe Dela Providencia		LWDDIB	VII	0	1	1		
				LWDRC	VII					
				LWDAS	VII					
		Mary Joy Canonizado		LWDH	VIII	0	1	1		
				LWDRC	VIII	2	2	4		
		Russel Guerrero		LWDC	X	0	1	1		
				LWDH	X	0	1	1		
				LWDDEB	X	0	2	2		
				TOTAL		2	7	9		9
15	Milaviga IS	Maria Cortuna	T I	CWHI		1	1	2		SPED

				CWID		1	0	1		Class
				CWCP		1	0	1		
				Total		3	1	4		
				TOTAL		2	6	8	8	
16	Palta NHS	Marygen Ogena	LWDBLAK	VII	5	2	7			
		Grace Magdaraog	LWDBLAK	VIII	1	0	1			
		Josephine Torres	LWDAS/C	VIII	0	1	1			
			LWDS	VIII	0	1	1			
		Kristene M. Rivera	LWDH/C	IX	0	1	1			
		Juvy Acosta	LWDBLAK	X	1	0	1			
			LDWH/C	X	0	1	1			
		Lane Cecilia Asuncion	LWDM	X	0	1	1			
			LWDH/C	X	1	0	1			
			LWDC	X	1	0	1			
		Sabrina Ingrid Martinez	LWDC	XI	0	1	1			
		Concepcion Naag	LWDH/C	XII	0	1	1			
			TOTAL		9	9	18			
17	Pandan SAT	Marian Isorena	LDWC-ADHD	VII	5	0	5			
			LWDBLAK	VII	15	10	25			
			LWDDIB	VII	5	2	7			
			LWDM	VIII	0	2	2			
			LWDBLAK	IX	0	1	1			
			LWDS	IX	1	1	2			
			LWDBLAK	XII	3	0	3			
			TOTAL		29	16	45			45
18	Panganiban NHS(CAIC)		CWHI		1	1	2			2
	San Jose NHS		LWDBLAK	VII						
			LWDC	VII	2	0	2			
			LWDBLAK	VIII	3	5	8			
			LWDM	VIII	0	1	1			
			LWDC	VIII	0	1	1			
			LWDBLAK	IX	3	5	8			
			LWDS	X	1	1	2			
			LWDBLAK	X	5	5	10			
			LWDC	XI	5	0	5			
			LWDBLAK	XII	1	5	6			
			TOTAL		20	23	43			43
19	San Miguel RDHS	Grade 7	CWDC/S	VII	1	0	1			Inclusive
			CWDC	VII	2	0	2			
			CWDC/BLAK	VII	1	0	1			
			CWDS	VII	1	0	1			
		Grade 8	CWDS	VIII	1	0	1			
			CWDH	VIII	1	0	1			
			CWMD	VIII	0	1	1			
			TOTAL		7	1	8			8
20	Tambongon NHS		LWDH	VII	0	1	1			
			LWDC	VII	1	0	1			
			LWDH/C	VII	0	1	1			
			LWDBLAK	VII	1	0	1			
			LWDC	VII	0	1	1			
			TOTAL		2	2	4			4
21	Viga RDHS		LWRC	VII	1	0	1			

				LWDBLAK	VII	5	0	5		
				LWDS	X	1	0	1		
				TOTAL		7	0	7		7
	TOTAL (Non-Graded/SPED CLASS)					2	6	8	8	
	TOTAL (Inclusive Ed-SPED)					177	106	283		283
	GRAND TOTAL (SECONDARY)					179	112	291		
	No. of Secondary Schools with SPED Class = 1 school									
	No. of secondary schools w/ Inclusive Ed.-SPED=20 schools									

SUMMARY			
Elementary Level:	BOYS	GIRLS	TOTAL
SPED-Inclusive Educ.	247	145	392
SPED-Non- Graded	125	79	204
SPED-FL	114	119	233
TOTAL	486	343	829
<i>Number of schools with SPED Class = 12 schools</i>			
<i>Number schools Implementing Inclusive Ed.-SPED =72 schools</i>			
<i>Number of SPED Center School – 1 school</i>			
Secondary Level	BOYS	GIRLS	TOTAL
Non-Graded/ SPED CLASS	2	6	8
Inclusive Ed-SPED	177	106	283
TOTAL (SECONDARY)	179	112	291
<i>No. of Secondary Schools with SPED Class = 1 school</i>			
<i>No. of secondary schools w/ Inclusive Ed.-SPED = 20 schools</i>			
SUMMARY OF ENROLMENT	BOYS	GIRLS	TOTAL
Elementary Level	486	343	829
Secondary Level	179	112	291
Grand Total	665	455	1,120

ANALYSIS:

Based from the data presented, the following were the findings on the Implementation of Special Education Program:

- The total enrolment of Non-graded SPED pupils (elementary) of 196, SY 2017-2018, increased to 204 this SY 2018-2019 or a 4% increase, which means that, access of all kinds of learns to school was strengthened due strong advocacy campaign.

- The enrolment in graded/Inclusive- Ed in SPED, (elementary) increased from 94 to 392 pupils this school Year. This shows that, aside from the mainstreamed pupils, the enrolment increased because of the implementation of Inclusive Education of all elementary schools.
- The enrolment in graded/inclusive Educ-SPED for secondary level, this SY is 283 and 8 for the non- graded.
- The number of schools that offered SPED class increased from 11 schools to 12 elementary schools of which 1 is a SPED Center, and for the secondary level, 1 school is offering SPED class.
- This SY the number of schools that implement Inclusive Education in SPED is from 26 elementary schools to 72 schools or 176% increase over that of last school year; and from 7 to 20 secondary schools or 185% increase over that of last year. Thus, the implementation of Inclusive and SPED Program, increased the enrolment in Inclusive Ed in Special Education.
- In summary, the total number of non-grade SPED enrolment is 829 with 85 implementing schools, and for secondary 291 with 21 schools implementing, and total enrolment is 1,120, SY 2018-2019.

MILESTONES

- Advocacy Campaign to the farthest barangay of the province
- Sustained Information Dissemination through PTA Meetings, school/community fora and other civic/religious assemblies regarding inclusive education
- Child Mapping in coordination with barangay officials and line government agencies: DSWD, PWD Office, LGUs
- Conduct of Division-Led training-workshops and other related activities to capacitate teachers and school heads as well as parents of LSEs.
- Participation of LSEs in academic and non-academic school activities

- ▶ Linkage with stakeholders in sourcing out funds for the facilities and other needs of LSEs that can't be catered by DepEd. National Summer Camp for Special Children
- ▶ National Disability Prevention and Rehabilitation (NDPR) Week Celebration
- ▶ Participated in the Regional Sign Language and Braille Reading Competition with the following results:

EVENT	NAME	PLACE	COACH	SCHOOL	SCHOOL HEAD
Sign Language	Alliah Jocelle T. Arador	2 nd Place	Aileen Bajaro	CNHS	Amelia Eusebio
Braille Reading	Marjon Tasarra	4 th Place	Minda Caspa	Bato RDHS	Fidel Vegim

TRAININGS:

- a. Division Mass Training of Grade I Teachers and PSDS On Multi-Factored Assessment Tool (MFAT)
- b. Division Mass Training of Grade 1 And Grade Seven Teachers on Special Education (SPED) Program
- c. Division Staff Orientation Workshop (DSOW) On the Roll-Out of Inclusive Education
- d. Division Training of School Heads on the Roll-out of Inclusive Education

CHALLENGES:

Areas of concern	Problem	Suggested Solution
Capacity Building of Teachers	Knowledge on the content and strategies, skills and values in teaching LSEs	Sustained training of regular teachers concerned to implement effectively Inclusive Education in SPED
Availability of learning materials, visual aids, assistive devices and equipment	Provision/production of learning materials, visual aids, assistive devices and equipment	Request school heads to appropriate an amount from MOOE for the production of learning materials; Linkage with stakeholder and other government and non-government institutions.
Support from School Administrators	School heads lacks knowledge of the program, thus, lacks support for the	Continuous training of school heads in content and management of SPED Program in Inclusive Education

	training of teachers, not a priority	
Support Funds	No funds for the purchase of needed assistive devices, equipment, IMs, and other supplies and materials for LSEs; and support for indigent learners	Appropriation of SPED budget; linkage to stakeholders
Acceptance of Parents of LSEs	Other parents refused to accept the status of their children as an LSE;	Dialogue with concerned parents, Information Dissemination through PTA

Special Program in Journalism (SPJ)

I. Introduction

In response to the need of raising the level of competence of secondary school students on the various aspects of journalism, the Catanduanes National High School (CNHS) pilots the implementation of the Special Program in Journalism (SPJ) in the province for SY 2017-2018. The program primarily aims to enrich the experiences, hone the journalistic skills and competencies of student-writers, strengthen free and responsible journalism in Catanduanes.

Alongside the offering of this program is the vision of the learning institution to make SPJ students a catalyst for holistic development of the local community, thus developing open-mindedness, responsible activism and social consciousness as a whole.

The program further provides opportunities for the students to be competent members of the school's official publications. As a result, it gives the school community a chance to fully exercise the freedom of expression and speech, while strengthening its compliance to and abidance by RA 7079 otherwise known as the Campus Journalism Act of 1991.

II. Bulleted Reports

- Out of fifty-three (53) incoming freshmen who took the SPJ qualifying examination on May 2017, forty-seven (47) passed and could have been admitted. However, only twenty-six (26) pursued the SPJ since other passers opted to enroll in other curricular programs offered by the school, such as Science and Technology, Engineering and Mathematics (STEM) and Special Program in the Arts (SPA).
- The SPJ class for this school year is composed of twenty-six (26) students. Nineteen (19) of whom are girls while seven (7) are boys.

- Based on the latest data, the SPJ class has a general average grade of 94 during the third quarter, with the average grade of 93 in Journalism Subject.
- Eighteen (18) students in SPJ class have their own laptop computers and digital cameras which are necessary for their photojournalism and layouting exercises.
- None of the students enrolled in the program is at risk of failing or dropping out.

III. Teacher/Student Awards and Citations

- **Estela Eden San Esteban** of SPJ pilot class was awarded for being a member of CNHS Collaborative Desktop Publishing Team which won first place during the 2017 Regional Schools Press Conference at Sorsogon City.
- **Ruel C. Fernandez**, the Advanced English teacher of SPJ class, received the Best Secondary Publication in Bicol Award for The Synchronizer, the official English school paper of CNHS, of which he serves as the publication adviser.
- **Marc Glenn Barba**, another student of SPJ pilot class, was awarded for being a member of the CNHS Radio Broadcasting Team which won second place during the 2017 Division Secondary Schools Press Conference.

Mr. Dave Toletino - SPJ adviser, grade 7

Miss Giselle Trapago - SPJ adviser, grade 8

IV. Accomplishments

Ten (10) SPJ students won the 2018 Division Secondary Schools Press Conference, both in English and Filipino categories.

1st Place Collaborative Desktop Publishing –English

1. Chelsea San Juan
2. Clyde Leanne Salamat

1st Place Collaborative Desktop Publishing – Filipino

1. Clarence James Tabuzo
2. Denisse Nicole Socito
3. Julian Joson
4. Jiggy Tacorda

2nd Place Radio Broadcasting – English

1. Marc Glenn Barba – Best in Technical Application

3rd Place Radio Broadcasting – Filipino

1. Jean Gwyneth Torcelino (Best Field Reporter)
2. Anna Chinkylou Medrana
3. Eisa Abdurrahman Valenzuela



Participation in Division Secondary School Press Conference



Awarding of Best Classroom Magazine



Quarterly Awarding of Student Achievers



Reading Recovery Program

Reading Recovery helps promote early reading success of pupils at risk for reading failure. Identifies primary- age pupils who are slow in reading and writing and provides 30 minutes one-on-one instructions. Sessions emphasize reading from familiar books, instruction in letter identification strategies, writing and reading sentences and stories, assembling cut-up stories and introducing the process of reading a new book.

PROGRAM HISTORY:

<i>SCHOOL YEAR</i>	<i>Total Number of RR Pupils</i>	<i>Total Number of Discontinued RR Pupils</i>
2014-2015	10	0
2015-2016	10	0
2016-2017	139	0
2017-2018	139	7
2018-2019	252	

BEST PRACTICES

- One-on-one Reading method accompanied with RR structured lessons.
- ▶ The teacher-pupil-parent collaborative effort.
- ▶ Structuring of a conducive learning environment.
- ▶ Hands on activities and preparations of RR teachers.
- ▶ RR teachers serve as Special Reading Program School Coordinators.
- ▶ Constant monitoring and evaluation of RR pupils progress.
- ▶ Monthly In- Service Session for Batch 2 RR teachers.
- ▶ Year-End Reading Recovery Accomplishment Review Conference.
- ▶ Conducted the 1st Reading Recovery Division Showcase of Talents.

PICTORIALS:



Mother Tongue Based Multi Lingual Education (MTB-MLE)

To give highlight to the importance of the Mother Tongue both as a subject and as a medium of instruction from grades I to grades III, series of regional training workshops were conducted for review for content and pedagogies at the regional level

The said regional trainings targeted to cascade the inputs on contents and strategies during school or zonal learning action cell (LAC) for stage 1 teachers and learners.

SPECIAL PROGRAM IN FOREIGN LANGUAGE (SPFL) SPANISH

For nine years, Catanduanes National High School has been offering Spanish to interested Grade 9 and 10 students only. The nature of operation of Foreign Language lies on one of the Implementing Guidelines on Special Program in Foreign Language wherein, the subject takes the place of TLE. It implies that students who are taking Spanish shall not take TLE, they shall only take TLE in Grade 7 and Grade 8. This specialization is only open to students enrolled in the Enhanced Basic Education Curriculum.

ENROLMENT

School Year	PRINCIPAL	TEACHER	LEVEL	BOYS	GIRLS	TOTAL NO. OF STUDENTS
2009 - 2010						
2010 - 2011	Rudy M. Tolentino	Veronica O. Gurrobat Josalie T. Tonio	3 rd year 4 th year	0 3	9 25	9 28
2011 - 2012	Rudy M. Tolentino	Veronica O. Gurrobat Josalie T. Tonio	3 rd year 4 th year	0 0	15 9	15 9
2012 - 2013	Rudy M. Tolentino	Nervy A. Bautista Josalie T. Tonio	3 rd year 4 th year	4 0	17 15	21 15
2013 - 2014	Rudy M. Tolentino	Nervy T. Asanza Nervy T. Asanza	Grade 9 4 th year	2 4	7 17	9 21
2014 - 2015	Rudy M. Tolentino	Nervy T. Asanza Veronica O. Gurrobat Nervy T. Asanza	Grade 9 Grade 9 4 th year	0 0 2	13 13 7	13 13 9
2015 - 2016	Rudy M. Tolentino	Nervy T. Asanza	Grade 9 Grade 10 Grade 10	1 0 2	11 14 8	12 14 10
2016 - 2017	Amelia R. Eusebio	Nervy A. Bautista	Grade 9 Grade 10	0 1	30 12	30 13
2017 - 2018	Amelia R. Eusebio	Nervy A. Bautista	Grade 9 Grade 10	1 1	30 12	31 13
2018 - 2019	Amelia R. Eusebio	Nervy A. Bautista	Grade 9 Grade 10	4 0	5 18	9 18

SCHOOL HEAD AND TEACHER'S DATA

	Educational Qualification	Subject Taught	Relevant Training/Seminar Attended	Language Course Level	Cellphone No.	Email Address
School Head AMELIA R. EUSEBIO	MA major in Educational Management				09183043020	302083catanduanesnhs@gmail.com
SPFL Teacher NERVY A. BAUTISTA	MBA (CAR) BSBA major in Management BSED major in English	English and Spanish	Professional Development Course in Teaching Spanish Short-Term Scholarship in UIMP, Spain	DELE B1	09999328566	nervybautista@gmail.com nervybautista@deped.gov.ph

ACCOMPLISHMENT

Joined the National Festival of Talents, Singing Idol which was held at Dumaguete City, Negros Oriental last February 21, 2018 and won 2nd Place.

PICTORIALS



Janine Rizza O. Santos of Catanduanes NHS won 2nd place during the NFOT Singing Idol held in Dumaguete City

IMPLEMENTATION OF DEPED COMPUTERIZATION PROGRAM (DCP/ICT)

The implementation of **DepEd Computerization Program(DCP)** in the Schools Division of Catanduanes really helps a lot in the teaching-learning process in school. As of December, 2018 all the 277 schools in both Elementary and Secondary Schools (JHS and SHS) in our Division are recipient of DCP.

DepEd, Schools Division of Catanduanes supports this program by closely monitoring and supervising the recipient schools. We make sure that the ICT packages given to schools and SDO personnel are properly utilized and maintained by designating School ICT Coordinators in every schools for both elementary and secondary levels and by conducting Training-Workshop to teachers, schools heads and SDO personnel.

NUMBER OF DCP RECIPIENT SCHOOLS IN ELEMENTARY LEVEL

(As of December, 2018)

Total Number of Elementary Schools	Number of DCP Recipient Schools
234	234

The table shows the total number of DCP recipients schools in the elementary level in the Division of Catanduanes granted by the Department of Education from 2011 to present. Last May, 2018 , a total of **150** Recipient Schools (DCP 2016 & 2017) ICT Packages were delivered and installed in the elementary level with the following ICT Packages:

- **Batch 40 (Kinder to Grade 3)**
 - 1 Laptop
 - 1 Interactive Projector
 - 1 Multimedia Speaker

- **Batch 42 (Grade 4 to Grade 6)**

- 12 Host PC
- 12 LED Monitor
- 12 Keyboard and Mouse
- 12 UPS
- 2 Television
- 1 Wi-Fi Router

NUMBER OF DCP RECIPIENTS IN SECONDARY LEVEL

(As of December, 2018)

Total Number of Secondary Schools	Number of DCP Recipient Schools
42	42

The table shows the total number of DCP recipients schools in the secondary level in the Division of Catanduanes granted by the Department of Education from 2011 to present. Last May, 2018 , a total **30** of DCP 2016 & 2017 IT Packages were delivered and installed in the secondary level with the following ICT Packages:

- **Batch 34 (Un energized Schools)**

- 7 2-in-1 Tablet PC
- 1 Wireless Router
- 1 Cable and Peripheral Laptop
- 3 Photovoltaic Modules (solar panels) with Mounting Structure, Charge Controller, Inverter and energy storage battery

- **Batch 35 (JHS)**

- 7 Host PC
- 42 Thin Clients

- **Batch 36 (SHS)**

- 7 Host PC
- 42 Thin Clients

- **Batch 41**
 - 2 Host PC
 - 2 UPS
 - 50 2-in-1 Tablet PC
 - 2 Charging and Storage Cart
 - 1 Laptop
 - 2 Television
 - 1 Wi-Fi Router
 - 1 3-in1 Inkjet Printer

- **Batch 44**
 - 50 2-in-1 Tablet PC
 - 1 Wi-fi Router
 - 2 Charging and Storage Cart

PARTNERSHIP WITH PAGCOR

IT Equipment Received by Each School	Recipient School
2 PC Desktop	
2 LED Monitor (21.5" full HD)	14 Secondary Schools
2 USB Keyboard and Mouse	18 Elementary Schools
TOTAL	32 Schools

The table shows the total number of recipients schools in the elementary and secondary level in the Division of Catanduanes donated and turnover to the **32** recipient schools last December 3, 2018 from the Philippine Amusement and Gaming Corporation(PAGCOR). Said IT packages can be used for administrative task of school heads and teachers since DCP is intended for instructional purposes only.

NUMBER OF DIVISION TRAININGS CONDUCTED
(ICT Related Training-Workshop)
As of December, 2018

Date	Title of Trainings	Number of Participants	Type of Trainees (School Head, Teachers, ICT Coordinators, SDO Personnel)
3/17/18(Batch1)	Division Roll-Out on the Encoding and Encoding and Completion of Individual Personal Data Sheet(PDS) in the Enterprise Resource Information System(EHRIS) of School and SDO Personnel	120	School Heads, ICT Coordinator and SDO Personnel
3/19/18(Batch2)		125	
3/26/18(Batch3)		130	
3/27/18(Batch4)		120	
3/28/18(Batch5)		130	
8/3-4/18(C-1)	2-Day Clustered Orientation-Workshop on BOSY, EBEIS and LIS for SY 2018-1019	130	School Heads, ICT Coordinator/LIS Coordinator
8/6-7/18(C-2)		120	
8/8-9/18 (C-3)		125	
8/10-11/18(C-4)		130	
8/16-17/18(C-5)		120	
10/11-12/18	Computer Literacy Training-Workshop and Orientation on the Utilization of DCP Package to Teachers	50	Teachers
10/18-19/18		50	

The table shows the there are 3 ICT related trainings conducted in the Division, which the Division ITO was involved. In Computer Literacy Training-Workshop and Orientation on the Utilization of DCP, the participants were trained how to properly utilize the DCP packages received by their respective schools and how to maintain the effectiveness of said ICT packages. Manipulation of the available software installed were also discussed and actual hands-on were also made especially the new features of MS Office 2016. They were also trained how to integrate ICT in their lessons by using activity-based materials like activity cards, digitized lessons and other teaching-learning process that uses multimedia.

**NUMBER OF TRAINED & UNTRAINED SCHOOL ICT COORDINATORS
(Computer Literacy Skills)
As of December, 2018**

Level	Total Number of School ICT Coordinator	Trained	Untrained
Elementary	234	234	0
Secondary	42	42	0

The table shows that all the designated School ICT Coordinators were already trained. The Division thru the Information Technology Officer-I conducted series of ICT related training-workshop to enhance their capabilities and skills in extending technical assistance to their co-teachers in their respective schools. They are required to conduct School-based LAC Session for ICT integration and utilization from January to March, 2017 which aims to provide technical assistance to their co-teachers especially in the utilization of DCP packages given to their schools and be trained on how to integrate ICT to their lessons. The designation of School ICT Coordinator is being approved by the SDS stating their duties and functions, to wit:

- In-charge of e-classroom (ICT packages) in school
- Maintain the effective use of e-classroom(ICT packages) in school
- Monitor the utilization of e-classroom(ICT packages) in school
- Report immediately DCP issues/concerns to supplier
- In-charge of ICT related reports
- Provide technical assistance to school heads, class advisers, co-teachers, students to the different ICT related tasks (LIS, EBEIS, e-class Record, & other online forms)
- Other ICT related works

With these designation, the School ICT Coordinator is responsible together with his/her school heads and property custodian to all ICT Packages delivered in their respective schools. They must see to it that the said packages are secured and always ready to be used by their pupils/students.

**NUMBER OF TRAINED & UNTRAINED SCHOOL HEADS
(Computer Literacy Skills)
As of December, 2018**

Level	Total Number of School ICT Coordinator	Trained	Untrained
Elementary	234	234	0
Secondary	42	42	0

The table shows that all the School Heads were also trained. The Division thru the Information Technology Officer-I conducted series of ICT related training-workshop to enhance their capabilities and skills in extending technical assistance to their co-teachers in their respective schools. They were also oriented on how to utilize the DCP packages by providing them a copy of DepEd Computerization Handbook.

**NUMBER OF TEACHERS ATTENDED ICT TRAININGS
(Computer Literacy Skills)**

As of December, 2018

Level	Number of Expected Teachers to Attend	Number of Actual Teachers who were able to attend
Elementary	60	70
Secondary	40	45

The table shows that all the Teachers were also trained in addition to School ICT Coordinators. The Division thru the Information Technology Officer-I conducted Computer Literacy Training-Workshop and Orientation on the Utilization of DCP. They will also encouraged to join in the Microsoft Educators Community for them to get instructional materials to be used during classroom activities. A School-based LAC Session for ICT integration and utilization was also conducted to their respective schools to cater the needs of teachers especially IT related concerns.

INTERNET CONNECTIVITY IN SCHOOLS

As of December, 2018

Level	Total No. of School	No. of Schools with Internet Access (w/out Signal)	No. of Schools without Internet Access (w/Signal)
Elementary	234	80	154
Secondary	42	10	32

The table shows the status of internet connection in schools. It revealed that, there are schools with no internet access due to inavailability of signal in their area/location. This is the main problem in the DepEd Internet Connectivity Project in our Division. We are trying to solve this problem by coordinating with the Internet Service Providers available in our locality and according to them (Globe/Smart) they are upgrading their system to solve this issue. This year 2016, schools are accessing internet using Wifi pocket and Broadband connection charged to their school MOOE since DICP budget was already incorporated in the school MOOE as stipulated in DepEd Order No. 13, s. 2016.

INTERCONNECTIVITY OF OPERATIONAL WEBSITE/LABORATORY ROOM

As of December, 2018

Office/Level	Total No. of Operational Website	Total No. of Computer Laboratory Room/E-Classroom
SDO	1	-
Elementary	0	234
Secondary	0	42

The table shows the number of operational website at the SDO, Catanduanes including the schools both in elementary and secondary. It reveals that only the SDO has operational website which is very useful for posting division issuances and activities, announcements, bidding schedules etc. Pursuant to Unnumbered Memorandum from DepEd Central Office, re: Reminder on Website Roll-Out dated October 23, 2015 schools were advised not to engage with any third-party website developers, programmers, domain name registrars, and

website hosting providers and this is the reason why schools are not developing school websites and also because of lack of funds. All schools both in elementary and secondary provided computer laboratory room/e-classroom to house the ICT packages delivered to their respective schools under DepEd Computerization Program.

ICT RELATED TRAININGS ATTENDED

As of December, 2018

Title of Training	Conducted By	Date and Venue	Persons Attended
National ICT Summit	DepEd - ICTS	Feb 27-28, 2019 Pasig City	SDS, ITO
National Training on PISA Admin 2018	BEA	Feb 15-16, 2018 Caliraya, Quezon	ITO
Orientation-Workshop on the Enhanced Program Management Information System (EPMIS)	BEST	May 8-9, 2018 / Oriental Hotel, Leg City	ITO
DMIT Training	DepEd CO	May 21-23, 2018 Makati City	ITO, Planning Officer
ICT Conference with CO-ICTS Personnel	DepEd-ICTS	August 1-3, 2018 Casa Lorenzo, Albay	ITO
DICT Conference	DICT	September 6, 2018 Casablanca Hotel, Legazpi City	ITO 15 ICT Coordinators
National Training/seminar/Workshop on Information Technology with PRC Accreditation No. 2017-030	Philippine Professional Linkage from Various Disciplines, Inc	November 9-11, 2018/Legazpi Garden Hotel & Convention Center, Bitano, Legazpi City	ITO 13 ICT Coordinators
Capacity Building for IT Officers (Cluster 2)	DepEd-ICTS	November 12-16, 2018 / Sunlight Guest Hotel, Puerto Princesa City, Palawan	ITO
Regional IT Officers & Div IT Officers International Electronic Conference & Exposition Philippines	DepEd-ICTS	November 21-24, 2018 Cagayan De Oro City	ITO
Seminar-Workshop on ICT/DCP Concerns for the 4 th Quarter of 2018	DepEd-ICTS	November 26-29, 2018 Iloilo City	ITO

ICT Meeting	DepEd- RO	December 5-7, 2018 Breakfast Inn, Legazpi City	ITO
-------------	-----------	---	-----

The table shows the number on the ICT related trainings attended by ITO, Teachers and other interested participants conducted by different private agencies. After attending the said training-workshop the ITO always disseminate the new learnings learned to the field for us to be always updated and involved in Technology Advancements that we are experiencing at present.

PICTORIALS



Computer Literacy Training-Workshop and Orientation on the Utilization of DCP Package to Teachers was conducted at Pandan CES last October



Central Information Technology Officer (Mr. Salcedo) together with the Division Information Technology Officer-I (J. Metica) conducted DCP Monitoring to DCP Recipient Schools. A pose with the ICT Coordinator of Manambrae NHS.



The Division ITO together with School ICT Coordinators attended the DICT Summit at Casablanca Plenary Hall, Legazpi City

**MADRASAH EDUCATION PROGRAM
ANNUAL ACCOMPLISHMENT REPORT (AAR) CY 2018**

Madrasah Education Program, a comprehensive program for Muslim learners in public and private schools, which provides appropriate and relevant educational opportunities within the context of their culture, customs, tradition and interests. This is done through the integration of Arabic Language and Islamic Values Education (ALIVE) program.

This division is implementing the program for almost five (5) years. The school implementers are Virac Pilot Elementary School and Bagamanoc Central Elementary School. Just like other programs, our ALIVE program is highly recognized in the region for its competitive and excellent learners and teachers as how they exhibited talents in skills in yearly Musabaqah.

**ARABIC LANGUAGE AND ISLAMIC VALUES EDUCATION (ALIVE) DATA
REPORT**

1. SCHOOLS OFFERING ALIVE PROGRAM

- a. Virac Pilot Elementary School
- b. Bagamanoc Elementary School

2. PHYSICAL TARGET AND PHYSICAL ACCOMPLISHMENT

PUBLIC SCHOOL		PRIVATE SCHOOL	
PHYSICAL TARGET	PHYSICAL ACCOMPLISHMENT	PHYSICAL TARGET	PHYSICAL ACCOMPLISHMENT
2	2	0	0

3. ASATIDZ AND ENROLMENT DATA

SCHOOL IMPLEMENTERS	TOTAL NO. OF ALIVE LEARNERS ENROLLED IN THE PROGRAM	TOTAL NO. OF TEACHERS
Virac Pilot Elementary School	40	3
Bagamanoc Central Elementary School	58	3
TOTAL	98	6

Permanent ALIVE Teacher

- Ar-Jay D. Callos Teacher II

- Issues and concerns which have already happened or surfaced during implementation period.
 - Lack of classroom designated for ALIVE classes.
 - Lack of facilities to perform activities stated in the curriculum like ablution area and prayer room.
 - Qualification of teachers who are in contract to handle ALIVE classes.
 - Irregular of pupils' attendance.
 - Transfer of residency/migration of learners and teachers.

- Challenges foreseen. Risk that may occur during the implementation period.
 - Collective appeal to open Grade 7 in High Schools. Target: Catanduanes National High School.
 - Conduct of intensive home visitations and barangay fora scheduled after dinner time to catch-up working parents.
 - Conducts reward system for performing Asatidz and recognition during schools closing exercises
 - Coordinate with the LGU for possible livelihood assistance to avoid migration of Muslim learners

- Issues Needing Management Decisions. Issues that arose which can be resolved through policy and management decisions.
 - Professional development of ALIVE teachers through a *Scholarship Program for Asatidz*.
 - ATEP implementation in the Bicol region.
 - Conduct of yearly QEALIS for ALIVE asatidz

- Search for Outstanding ALIVE Teachers
 - Provision of a permanent prayer corner/ room for ALIVE implementing schools
 - Construction of classrooms intended for ALIVE classes
- Best Practices. Processes or system established which facilitate the implementation of the program.
 - Mapping and advocacy
 - Conduct of Musabaqah Skills Exhibition in School and Division Level
 - Feeding Program
 - Ugsok Kalunggay (Malungay Planting)
 - Teachers In-Service Trainings (School and Division Level)
 - Active involvement in sports activities. School ALIVE Sport fest 2018 and participation to District Meet 2018.
 - Active involvement of Asatidz in regular school activities such as conferences/meetings, Brigada Eskwela and Teachers' Day Celebration.
 - School uniform and IDs for ALIVE learners and Asatidz
 - Application of 21st Century Skills in teaching.
 - Active participation and attendance to Regional ALIVE In-service Trainings and Activities.
 - Office in the SDO responsible for the program.
 - Curriculum Implementation Division
 - Division ALIVE Coordinator-Mrs. Erlinda C. Borbe
 - Number of learners enrolled in Madrasah Education in both public and private.

School	No. of Learners Enrolled in MEP in both Public and Private	
	Physical Target	Physical Accomplishment
1. Bagamanoc Central ES	43	43
2. Baras Central ES	15	15
3. Virac Pilot ES	40	40
Total	98	98

- Remarks. Status of implementation.
 - The implementation of MEP in this division is strongly supported by the administrators, LGUs, Muslim communities and other stakeholders.
 - Participation rate of Muslim communities in the province is statistically highly rated.
 - This program maintained its good standing in national competitions-Musabaqah and other skills performances in Qur'an Memorization, Poster and Logo Making.
- Funds downloaded/received for this program.

Funds Downloaded			Amount Obligated	Amount Disbursed
Honorarium	PSF	IMs		
360,000.00	50,000.00	25,000.00	100%	100%



Brigada Eskwela 2018



Asatidz Orientation/Meeting with the School Head



Regional Training on Information and Communication Technology (ICT) for Asatidz (Regional Memo. No. 74, s. 2018)



Monitoring and Evaluation



Culturally Responsive Teaching Pedagogy for Asatidz- (Regional Memo. 129, s. 2018)



Arabic Emergent Reading and Culture Awareness (Regional Memorandum No. 155 & 156, s. 2018)



Eid al Fitr and Eid al Adha Celebrations



ALIVE PTA Inductions



ALIVE pupils Induction



Feeding Program



Feeding Program



Ugsok Kalunggay Project



ALIVE Sports Fest 2018



Quarterly Recognition/Awarding



Division ALIVE Festival of Talents 2018 -3rd Division Musabaqah Skills Exhibitions and Advocacy (Division Memorandum No. 280, s. 2018)-Division Bulletin-Results of Division ALIVE Festival of Talents 2018 and Advocacy -Division Bulletin No. 19, 2018
 🇵🇭 Ranked 3rd in the Overall Ranking during the 4th Regional Musabaqah held in Tabaco City.

**STATUS REPORT ON SCHOOL IMPROVEMENT PLAN (SIP), SCHOOL
REPORT CARD (SRC) AND SCHOOL-BASED MANAGEMENT (SBM)
Calendar Year 2018**

Pursuant to Republic Act No. 9155 known as *Governance of Basic Education Act of 2001*, this policy aims to strengthen School-Based Management (SBM) by further devolving the governance of education to schools, empowering school teams and personnel, expanding community participation and involvement, and making the delivery of education services to the learners more responsive, efficient, and effective through an enhanced school planning and communication process.

The School Improvement Plan (SIP) is a roadmap that lays down the specific interventions that a school, with the help of the community and other stakeholders, will undertake within a period of three consecutive school years. The implementation of development activities integral to it is in the school such as projects under the Continuous Improvement Plan (CIP), the creation and mobilization of Learning Action Cells (LACs), and the preparation of the School Report Card (SRC). SIP seeks to provide those involved in school planning an evidence-based, systematic approach with the point of view of the learner as the starting point. Ultimately, it is envisioned to help schools reach the goal of providing access to quality education.

The SRC is a tool for advocating and communicating the school situation, context, and performance to internal and external stakeholders. Its objective is to increase the participation and involvement of the community and other stakeholders in making the school a better place for learning. - (*DepEd Order 44, s. 2015*)

Status of Submission of SIP and of SRC Implementation.

School Level	No. of Schools	SIP 2019	SRC Implementation (SY 2018-2019)	
			OCTOBER 2018 BOSY	MARCH 2019 EOSY
Elementary	234	Start of the next	221	ON GOING
Secondary	42	three-year cycle	42	ON GOING
Total	276	SY- 2019-2022	263	ON GOING

The table shows that for the elementary level out of 234 schools, 221 submitted the October SRC. For the secondary level 100% of the schools submitted.

School-Based Management Level of Practice: Full implementation will be conducted the next School Year 2019-2020 using the SBM-APAT.

Note: On-going preparation of SBM Level of Practice.

SCHOOL-BASED FEEDING PROGRAM (SBFP)

SY: 2018-2019

In the past six (6) years, the Department of Education (DepEd) through the Bureau of Learners Support Services (BLSS) - School Health Division (SHD) has done policy improvements to make sure that the feeding program meets its objectives.

Annual program evaluation indicates that 73% of the undernourished student beneficiaries convert to normal nutritional status at the end of 120 feeding days. School attendance was also noted to have improved and is averaging at 98%. The children were observed to have better class participation and exhibit positive health habits such as washing of hands before and after eating, tooth brushing and general good grooming practices. These findings were affirmed by the result of the impact study done by the Philippine Institute of Development Studies (PIDS) in 2015.

The School-Based Feeding Program (SBFP) is now on the 5th year implementation in the Division of Catanduanes with 234 recipient elementary schools this School Year 2018-2019. The School Division is included in Philippine Plan of Action for Nutrition (PPAN) wherein priority areas are addressed wherein all kindergarten pupils were fed regardless of their nutritional status for fiscal year 2018 as stipulated in per DepEd Order no. 15 s. 2018.

ACTUAL BENEFICIARIES

Recipients	Total
Kinder	6,365
Grades I-6 including SPED (Wasted)	3,635
Grades I-6 including SPED (Severely Wasted)	1,353
Total	11,353

Note: 2,325 SBFP beneficiaries are also 4P's Beneficiaries

CONSOLIDATED NUTRITIONAL STATUS

NUTRITIONAL STATUS	BEFORE FEEDING		AFTER FEEDING (120 Feeding Days)	
	No. of Pupils	%	No. of Pupils	%
Severely Wasted (SW)	1,825	16.08	375	3.30
Wasted (W)	4,557	40.14	1,406	12.38
Normal (N)	4,891	43.08	9,474	83.45
Overweight (OW)	71	0.63	85	0.75
Obese (OB)	9	0.07	13	0.11

- **Before Feeding** was taken from the Baseline Nutritional Status Report submitted per school last June, 2018.

The following are the persons involved in the implementation of the feeding program:

1. School Heads
2. Public Schools District Supervisors
3. School Feeding Coordinator
4. School Finance Officer
5. Bids and Awards Committee members
6. Property Custodian
7. Teachers
8. Parents of recipients
9. Barangay Nutrition Coordinator
10. Barangay Health Workers
11. Barangay Officials
12. PTA Officers
13. Health Nutrition Personnel
14. LGU casual employee
15. Hired cook

The School-Based Feeding Program (SBFP) Implementation in our division met the objectives improvement of nutritional status of severely wasted and wasted by providing feeding to Kinder and Grade VI learners after the end of 120 feeding days, and improvement of classroom attendance to more than 85%. Gulayan sa Paaralan was intensified and augmented the feeding program.

SCHOO-BASED FEEDING PROGRAM

ACTUAL BENEFICIARIES

SY: 2018-2019

Division: **CATANDUANES**

Schools Division Offices DISTRICT	Total Number of SBFP Implementing Schools	PPAN K	Total Number of Beneficiaries (SW)									Total Number of Beneficiaries (W)									Grand Total (PPAN & Grd. 1 to Grd. 6)	Total Number of Repeaters	Total No. of SBFP bene- ficiaries who are also 4Ps beneficiaries
			k	1	2	3	4	5	6	SPED	Total Grd. 1 to 6	k	1	2	3	4	5	6	SPED	Total Grd. 1 to 6			
			1. BAGAMANOC NORTH	6	126	5	8	9	1	5	3	2	0	28	18	14	14	9	13	11			
2. BAGAMANOC SOUTH	7	130	2	5	1	2	6	9	2	0	25	15	10	4	8	7	11	10	0	50	205	16	29
3. BARAS NORTH	6	129	9	5	2	5	9	7	4	0	32	35	24	21	19	11	20	13	0	108	269	115	84
4. BARAS SOUTH	10	225	10	7	5	4	5	7	4	0	32	39	31	17	21	12	25	19	0	125	382	103	121
5. BATO EAST	12	260	10	18	7	10	5	11	6	1	58	39	40	37	31	23	52	27	0	210	528	138	146
6. BATO WEST	6	198	12	8	5	1	9	11	17	2	53	62	38	28	13	19	18	14	0	130	381	89	96
7. CARAMORAN NORTH	10	500	40	16	10	15	18	10	13	0	82	82	50	37	37	47	41	59	1	272	854	229	237
8. CARAMORAN SOUTH	12	372	59	23	15	9	5	7	11	3	73	65	56	37	19	41	21	48	1	223	668	146	80
9. GIGMOTO	7	241	12	17	6	7	4	4	16	0	54	28	46	29	24	24	28	25	0	176	471	94	59
10. PANDAN EAST	9	263	9	6	2	0	2	3	0	0	13	22	14	8	11	7	8	3	0	51	327	45	22
11. PANDAN WEST	13	323	36	19	29	8	9	11	13	0	89	49	59	45	29	38	40	44	0	255	667	163	91
12. PANGANIBAN	12	211	3	3	3	4	10	3	9	0	32	12	16	19	19	12	13	19	0	98	341	61	74
13. SAN ANDRES EAST	12	390	16	15	4	4	8	8	11	0	50	42	55	25	30	40	33	40	0	223	663	134	139
14. SAN ANDRES WEST	18	497	65	52	51	45	19	18	11	0	196	104	66	50	30	32	60	57	1	296	989	120	202
15. SAN MIGUEL NORTH	13	243	15	8	9	2	4	14	10	0	47	29	40	19	25	23	18	24	0	149	439	101	137
16. SAN MIGUEL SOUTH	10	171	13	16	7	6	7	10	8	0	54	17	30	17	24	19	19	25	0	134	359	100	82
17. VIGA EAST	10	155	16	16	5	4	10	7	10	0	52	20	22	12	23	21	21	28	0	127	334	81	89
18. VIGA WEST	18	403	45	19	12	8	8	13	13	0	73	52	66	26	32	34	39	35	1	233	709	127	187
19. VIRAC NORTH	20	973	53	17	46	30	27	19	24	3	166	112	101	47	79	71	70	74	5	447	1,586	189	259
20. VIRAC SOUTH	23	555	42	52	20	17	22	20	13	0	144	80	50	34	50	34	45	48	0	261	960	145	154
GRAND TOTAL:	234	6,365	472	330	248	182	192	195	197	9	1,353	922	828	526	533	528	593	618	9	3,635	11,353	2,226	2,325

SCHOOL-BASED FEEDING CONSOLIDATED PROGRAM TERMINAL REPORT - Consolidated Nutritional Status

SY: 2018-2019

SBFP Form 6-C

Region: V - Bicol

Division: Catanduanes

District: 20 Districts

School	No. of Beneficiaries	Before Feeding											After Feeding										
		SW	%	W	%	N	%	OW	%	OB	%	TOTAL	SW	%	W	%	N	%	Ow	%	OB	%	TOTAL
1. BAGAMANOC NORTH	221	33	14.93	85	38.46	103	46.61	0	0.00	0	0.00	221	7	3.17	20	9.05	194	87.78	0	0.00	0	0.00	221
2. BAGAMANOC SOUTH	205	27	13.17	65	31.71	110	53.7	2	0.98	1	0.49	205	5	2.44	18	8.78	179	87.32	2	0.98	1	0.49	205
3. BARAS NORTH	269	41	15.24	143	53.16	85	31.60	0	0.00	0	0.00	269	13	4.83	78	29.00	178	66.17	0	0.00	0	0.00	269
4. BARAS SOUTH	382	42	10.99	164	42.93	176	46.07	0	0.00	0	0.00	382	7	1.83	15	3.93	358	93.72	2	0.52	0	0.00	382
5. BATO EAST	528	68	12.88	249	47.16	205	38.83	4	0.76	2	0.38	528	13	2.46	106	20.08	403	76.33	4	0.76	2	0.38	528
6. BATO WEST	381	65	17.06	192	50.39	118	30.97	6	1.57	0	0.00	381	8	2.10	42	11.02	324	85.04	5	1.31	2	0.52	381
7. CARAMORAN NORTH	854	122	14.29	354	41.45	378	44.26	0	0.00	0	0.00	854	26	3.04	91	10.66	733	85.83	4	0.47	0	0.00	854
8. CARAMORAN SOUTH	668	132	19.76	288	43.11	240	35.93	5	0.75	3	0.45	668	27	4.04	111	16.62	525	78.59	4	0.60	1	0.15	668
9. GIGMOTO	471	66	14.01	204	43.31	199	42.25	2	0.42	0	0.00	471	19	4.03	97	20.59	352	74.73	3	0.64	0	0.00	471
10. PANDAN EAST	327	22	6.73	73	22.32	230	70.34	2	0.61	0	0.00	327	0	0.00	30	9.17	295	90.21	2	0.61	0	0.00	327
11. PANDAN WEST	667	125	18.74	304	45.58	234	35.08	4	0.60	0	0.00	667	20	3.00	71	10.64	572	85.76	4	0.60	0	0.00	667
12. PANGANIBAN	341	35	10.26	110	32.26	193	56.60	3	0.88	0	0.00	341	11	3.23	33	9.68	294	86.22	3	0.88	0	0.00	341
13. SAN ANDRES EAST	663	66	9.95	265	39.97	330	49.77	2	0.30	0	0.00	663	16	2.41	77	11.61	565	85.22	5	0.75	0	0.00	663
14. SAN ANDRES WEST	989	261	26.39	400	40.44	319	32.25	7	0.71	2	0.20	989	6	0.61	73	7.38	904	91.41	4	0.40	2	0.20	989
15. SAN MIGUEL NORTH	439	62	14.12	178	40.55	197	44.87	2	0.46	0	0.00	439	14	3.19	81	18.45	342	77.90	2	0.46	0	0.00	439
16. SAN MIGUEL SOUTH	359	67	18.66	151	42.06	140	39.00	1	0.28	0	0.00	359	30	8.36	53	14.76	275	76.60	1	0.28	0	0.00	359
17. VIGA EAST	334	68	20.36	147	44.01	118	35.33	1	0.30	0	0.00	334	8	2.40	38	11.38	287	85.93	1	0.30	0	0.00	334
18. VIGA WEST	709	118	16.64	285	40.20	302	42.60	4	0.56	0	0.00	709	22	3.10	94	13.26	590	83.22	3	0.42	0	0.00	709
19. VIRAC NORTH	1586	219	13.81	559	35.25	790	49.81	18	1.13	0	0.00	1586	37	2.33	173	10.91	1347	84.93	27	1.70	2	0.13	1586
20. VIRAC SOUTH	960	186	19.38	341	35.52	424	44.17	8	0.83	1	0.10	960	86	8.96	105	10.94	757	78.85	9	0.94	3	0.31	960
GRAND TOTAL:	11,353	1,825	16.08	4,557	40.14	4,891	43.08	71	0.63	9	0.079	11,353	375	3.30	1,406	12.38	9,474	83.45	85	0.75	13	0.11	11,353

SCHOOL-BASED FEEDING CONSOLIDATED PROGRAM TERMINAL REPORT - % ATTENDANCE

SY: 2018-2019

SBFP Form 6-E

Region: V - Bicol

Division: Catanduanes

District: 20 District

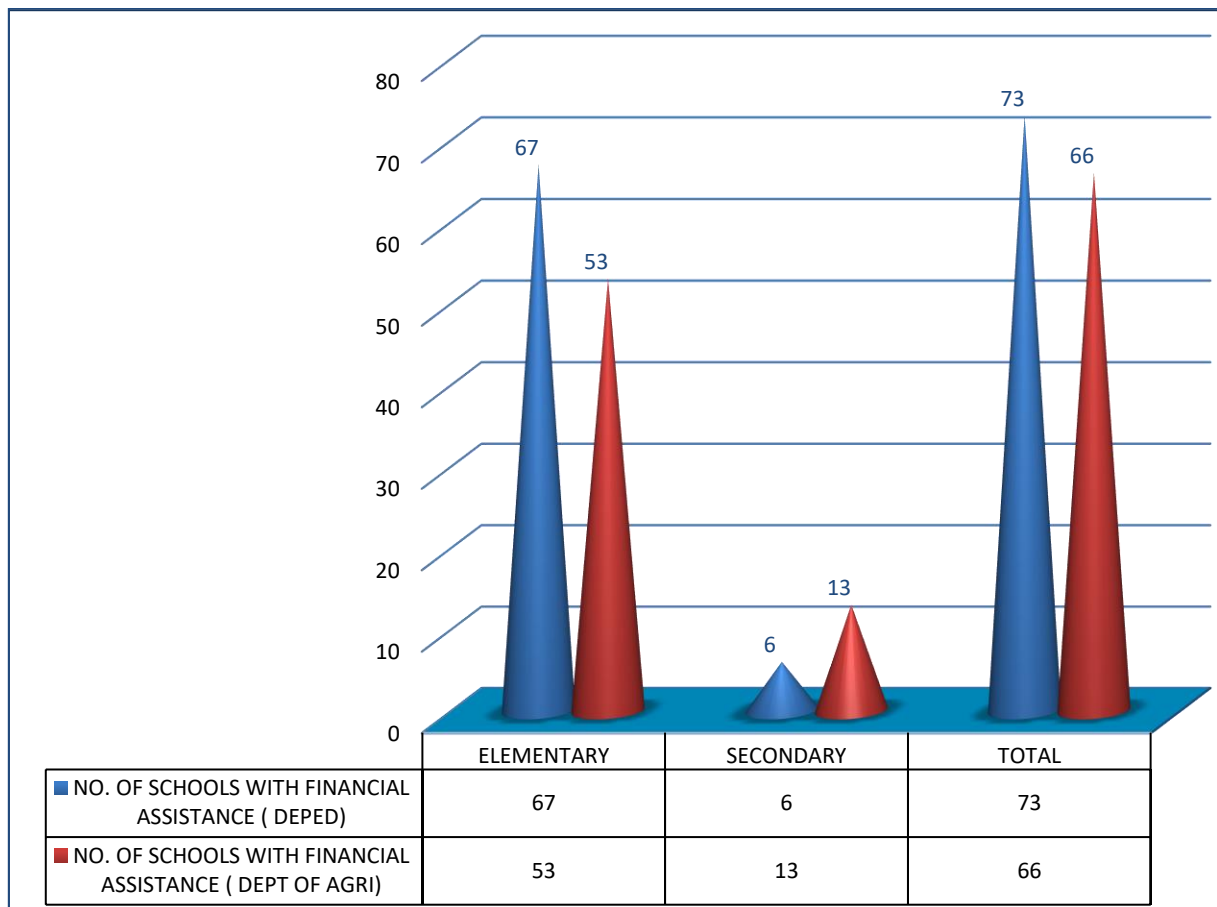
Division/School	% Attendance								
	Month 0	Month 1	Month 2	Month 3	Month 4	Month 5	Month 6	Month 7	Average of Months 1-7
1. BAGAMANOC NORTH		98.83%	99.66%	99.50%	98.20%	99.00%	99.80%		98.99%
2. BAGAMANOC SOUTH		98.83%	95.17%	97.72%	97.63%	96.22%	98.79%		97.56%
3. BARAS NORTH		97.77%	99.34%	99.60%	99.30%	99.61%	100.00%		99.27%
4. BARAS SOUTH		99.88%	100.00%	100.00%	99.78%	99.89%	99.78%		99.89%
5. BATO EAST		99.32%	99.58%	99.54%	99.62%	99.33%	99.25%		99.44%
6. BATO WEST		100.00%	100.00%	100.00%	100.00%	100.00%	100.00%		100.00%
7. CARAMORAN NORTH		99.21%	99.21%	99.28%	99.28%	99.62%	99.75%		99.39%
8. CARAMORAN SOUTH		96.65%	96.30%	95.71%	99.40%	96.57%	96.79%		96.90%
9. GIGMOTO		97.42%	98.22%	97.92%	98.33%	87.42%	84.14%		93.24%
10. PANDAN EAST		100%	100%	100%	100%	99.78%	99.89%		99.96%
11. PANDAN WEST		99.23%	98.30%	90.94%	99.30%	99.19%	98.20%		97.52%
12. PANGANIBAN		99.91%	98.83%	99.00%	99.37%	99.37%	99.50%		99.16%
13. SAN ANDRES EAST		95.90%	91.33%	87.94%	82.56%	95.22%	85.99%		90.00%
14. SAN ANDRES WEST		99.68%	99.45%	99.38%	99.63%	99.52%	99.84%		99.57%
15. SAN MIGUEL NORTH		97.23%	95.83%	96.96%	97.01%	96.63%	97.17%		96.80%
16. SAN MIGUEL SOUTH		98.75%	100.00%	100.00%	100.00%	100.00%	100.00%		99.75%
17. VIGA EAST		99.27%	99.45%	99.08%	96.61%	99.65%	99.32%		99.39%
18. VIGA WEST		97.63%	96.77%	98.32%	98.01%	98.09%	98.21%		97.62%
19. VIRAC NORTH		99.05%	99.42%	99.49%	99.12%	99.10%	99.08%		99.19%
20. VIRAC SOUTH		99.88%	100.00%	100.00%	99.78%	99.89%	99.78%		99.89%
TOTAL:		98.72%	98.34%	98.02%	98.15%	98.21%	97.76%		98.18%

Good Practices

1. ORIENTATION AND COORDINATION MEETING OF SBFP BENEFICIARIES' PARENTS AND TEACHER ADVISERS WERE CONDUCTED
2. ORGANIZED,ELECTED AND INDUCTED SBFP BENEFICIARIES PARENTS'ASSOCIATION
3. BENEFICIARIES LEARNED TO PRAY BEFORE AND AFTER MEALS,AWARE OF TABLE ETIQUETTE/TABLE MANNERS
4. HANDWASHING BEFORE AND AFTER EATING OBSERVED
5. TOOTHBRUSHING AFTER MEALS OBSERVED
6. SOME PUPIL BENEFICIARIES WERE TAUGHT ON HOW TO WASH THE DISHES
5. WEARING OF HAIRNET AND APRON AMONG FOOD HANDLERS
6. AGRI FAIR EXHIBIT DURING THE NUTRITION MONTH CELEBRATION ,PROCEEDS USED FOR THE PURCHASE OF KITCHEN UTENSILS
7. CONSTRUCTION OF FEEDING AREA BY THE PARENTS BEFORE THE START OF FEEDING
8. LINKAGES WITH LGU AND PRIVATE DONORS
9. EXERCISE TRANSPARENCY OF FUNDS AT ALL TIMES TO WIN ACTIVE PARTICIPATION OF PARENTS AND TEACHERS
10. CREATED A PROGRAM "BASA BAGO LA MESA" BENEFICIARIES WERE REQUIRED TO READ SHORT STORIES BEFORE EATING LUNCH,"UGSOK KALUNGGAY PROJECT" WERE LAUNCHED & PLANTED IN SUPPORT TO GULAYAN SA PAARALAN PROGRAM & TO SUSTAIN SUPPLY OF VEGETABLES
11. BRIDGE FINANCING FROM SCHOOL CANTEEN FUND
12. LEFT-OVER FOODS WAS SERVED TO OTHER PUPILS ,4PS BENEFICIARIES & NON- SBFP BENEFICIARIES
13. LEARNED PROPER BUDGETING
14. REMARKABLE IMPROVEMENT IN THEIR ACADEMIC PERFORMANCE
15. SBFP BULLETIN BOARD AND SUGGESTION BOX WERE ESTABLISHED
17. CHRISTMAS PARTY FOR SBFP PARENTS AND BENEFICIARIES HELD
18. CONTINUES IMPLEMENTATION OF BACKYARD GARDENING BE DONE IN EVERY VACANT LOTS OF THE BARANGAY
19. BENFICIARIES SHOWED POLITE ATTITUDE IN ENTERING THE FEEDING AREA
20. PATIENCE AND UNDERSTANDING TO PARENTS OBSERVED

	Monitoring Findings/Issues Encountered	Actions Taken
1.	NONE/LOW/LACK PARTICIPATION OF PARENTS BURDEN TO TEACHERS ,THE COOKING & FEEDING	ORIENTATION DONE TO THE PARENTS ON THE PROGRAM ENCOURAGEMENT/ENLIGHTENMENT TO THE PARENTS DONE SCHEDULING OF PARENTS BASED ON THEIR AVAILABILITY ORGANIZATION OF SBFP PARENTS OFFICERS/PARTICIPATION OF OTHER TEACHERS/HIRED COOK/ REQUESTED CASUAL EMPLOYEE FROM LGU
2.	LATE RELEASE OF SBFP FUNDS/INSUFFICIENT BUDGET DUE TO INCREASE OF COMMODITIES	BORROWED MONEY FROM SCHOOL FUND,SOLICIT DONORS CANTEEN FUNDS USED/TAPPED PTA OFFICERS,FINANCED BY SBFP COORDINATOR & SUPPORTED BY THE SCHOOL HEAD SCHOOL PRODUCE FROM THE GPP USED BUDGET
3.	NO FEEDING AREA	PROCEEDS FOR THE SEARCH OF MR. & MS. NUTRITION WAS USED FOR THE CONSTRUCTION OF FEEDING AREA THRU THE HELP OF PARENTS OF THE BENEFICIARIES,USE OF KINDERGARTEN ROOMS
4.	LACK OF FEEDING UTENSILS	OPERATIONAL EXPENSE BUDGET OF Php 2.00 USED IN PURCHASING FEEDING UTENSILS/SOLICITATION
5.	DIFFICULTY OF SUPERVISING MANY BENEFICIARIES	KINDERGARTEN PUPILS WAS SEPARATED FROM OTHER GRADES PROPER SCHEDULING OF EATING TIME
6.	OVERLAPPING OF ACTIVITIES LATE SUBMISSION OF LIQUIDATION REPORTS AND PROGRAM TERMINAL REPORTS	DOUBLE FEEDING DONE ADVISED/INFORMED/MEMORANDUM RELEASED TO SCHOOLS
7.	REQUIRED FORMS WERE NOT PROPERLY ACCOMPLISH,SOME SCHOOLS USED THE OLD FORMS	PROVIDED FORMS TO EVERY SCHOOL

**GULAYAN SA PAARALAN (GPP)
SY 2018-2019**



INTERPRETATION:

In the data presented out of 234 Elementary schools only 120 are funded by the DepEd and Department of Agriculture meanwhile in secondary schools out of 42 secondary schools only 19 schools funded in the GPP.

INTERVENTION:

We closely monitored the program especially for those recipient schools. We also conducted Program Implementation Review last February 2019 and every district and municipality presented their best practices. Search for Best Gulayan sa Paaralan Implementation also conducted and the winning schools are the Magnesia Elementary schools and Magnesia National High School and they are evaluated by the Regional personnel.

Accomplishment report of every schools have been submitted and consolidated. The consolidated report was submitted to the Regional office for their monitoring of the program.

IMPACT OF THE PROJECT


The implementation of the Gulayan sa Paaralan Project has brought about a big impact, not only to the learners, but on the schools and the community as well.

The use of vegetables in the feeding programs primarily helped in improving the learners' nutritional status and developed the habit of eating vegetables that will maintain the proper nutrients in the future. The learners also developed the habit of eating vegetables and, therefore, ensured that they will continue getting the proper nutrients in the future.


The learners acquire a hands-on experience in the production of food. Because of this, they developed a better appreciation for agriculture. The learners also gained more knowledge and practical skill in growing crops by being involved in the project as opposed to learning in a classroom setting.

Because the students themselves are in charge of gardening, they developed certain values like hard work, determination, cooperation and caring, not only for others, but for the environment as well. These values will be helpful to them not only for the present but for the future, as well.

The school gardens become a long-term source for the feeding programs. The extra produce from the gardens not used in the feeding program is put up for sale. The resulting income is then used for maintaining the school gardens, making them self-sufficient.



GULAYAN SA PAARALAN AT VIRAC PILOT ES

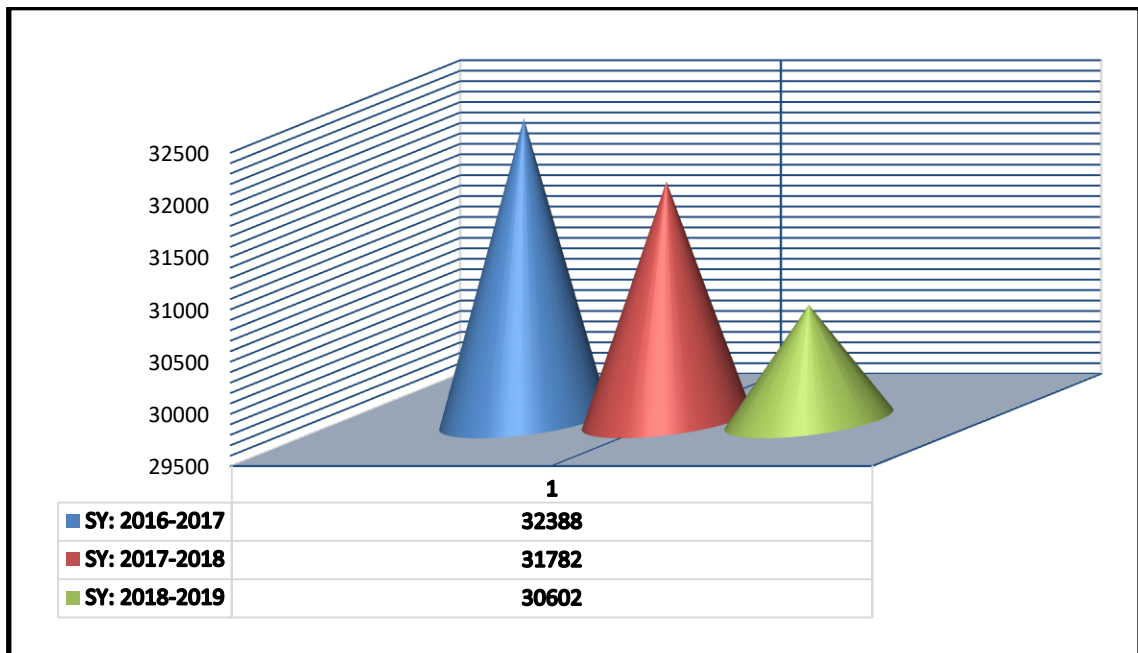


COBO INTEGRATED SCHOOL GULAYAN SA PAARALAN

**PANTAWID PAMILYANG PILIPINO PROGRAM (4Ps)
NUMBER OF BENEFICIARIES FROM SY 2016-2017 TO SY 2018-2019**

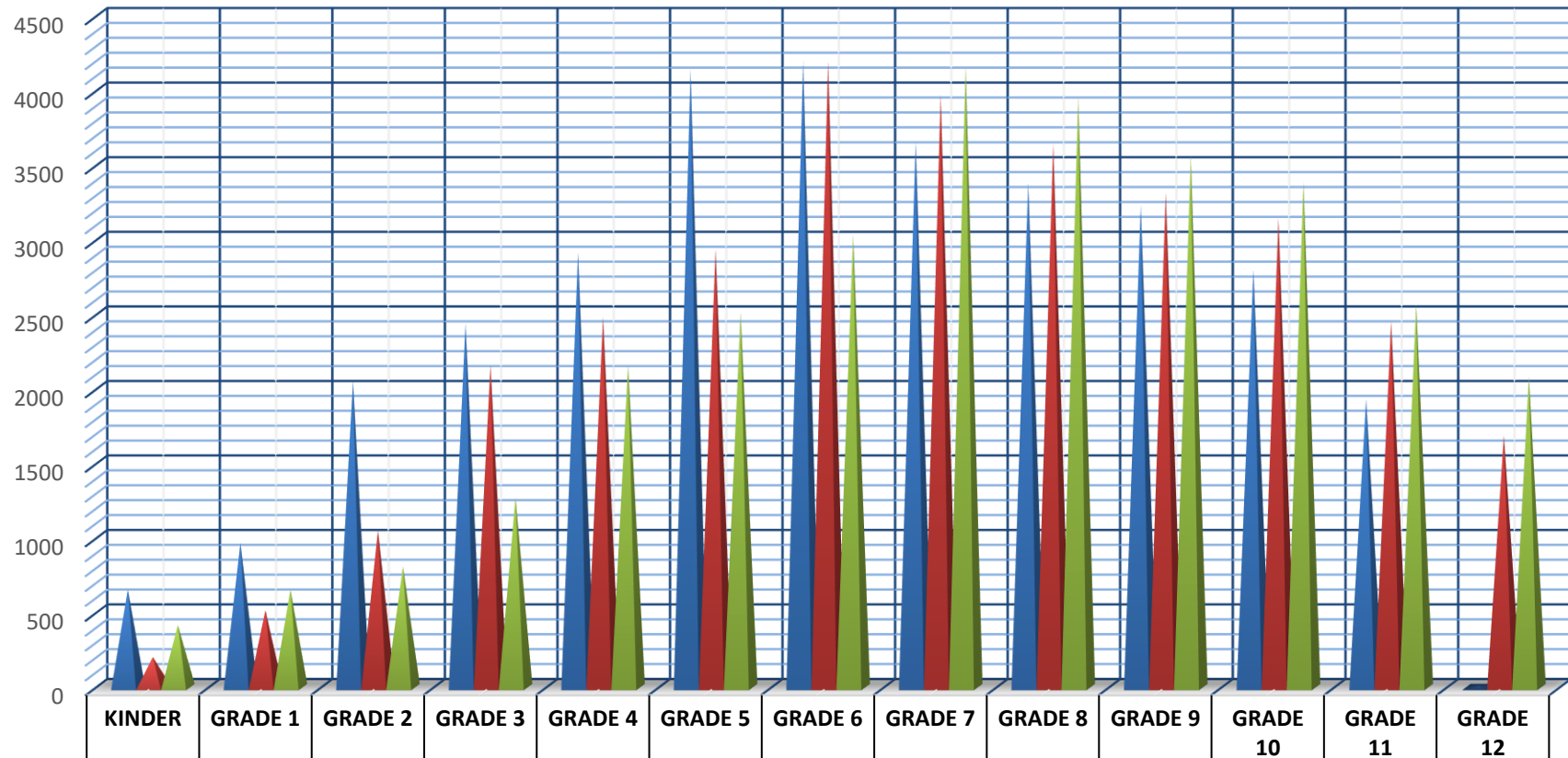
Grade Level	SY: 2016-2017	SY: 2017-2018	SY: 2018-2019
Kinder	655	202	417
Grade 1	968	516	655
Grade 2	2,056	1054	810
Grade 3	2,439	2160	1272
Grade 4	2,916	2484	2162
Grade 5	4,144	2939	2515
Grade 6	4,198	4198	3037
Grade 7	3,657	3976	4163
Grade 8	3,385	3644	3959
Grade 9	3,233	3318	3567
Grade 10	2,802	3146	3390
Grade 11	1,932	2455	2570
Grade 12	3	1690	2085
TOTAL:	32,388	31,782	30,602

This table shows the number of 4 Ps learners per grade level for the past three (3) years.



The table shows the total number of 4Ps learner for past three years. As data shows, in the present school years there is decreasing number of 4Ps learners attendance. In the present this Division has no existing activities along this program.

Comparative Number of 4Ps Beneficiaries per Grade Level from SY 2016-2017 to SY 2018-2019



SY: 2016-2017	655	968	2056	2439	2916	4144	4198	3657	3385	3233	2802	1932	3
SY: 2017-2018	202	516	1054	2160	2484	2939	4198	3976	3644	3318	3146	2455	1690
SY: 2018-2019	417	655	810	1272	2162	2515	3037	4163	3959	3567	3390	2570	2085

SUPPORT TO SCIENCE, TECHNOLOGY & ENGINEERING HIGH SCHOOL

Science Technology and Engineering Program

S.Y. 2018 – 2019

Education may be seen as a process by which individuals acquire knowledge, skills and attitudes, which enables them, to develop their faculties in full. One of the benefits of good education is that it enables individuals to contribute to the development in the quality of life for themselves, their communities and the nation as a whole. When these dimensions of education are achieved, then science learning has become meaningful and fulfilling to the learner.

Students are likely to learn better when they are interest in the subject, hence it become important to know the interests of the students, and how this may vary with their background. They will need to strongly motivated and sense that they are learning something worthwhile, interesting and valuable to them

Activities

- Preparation of teacher made test for every Quarter
- Conducted review and joined Science, Mathematics Fair – Division and Regional
- Conducted intervention materials and related activities in teaching science
- Established the YES-O Officers

Achievement

Name of Project	Date	Source of Fund	Remarks
1. Organization of Yes – O Officers	June, 2018	No money involves	Well done
2. Joining Different Contest: a. DENR Eagle Quiz b. Math Showcase Patiribayan c. 2019 Metrobank-MTAP-DepEd Math Challenge d. Rubotics, Research Competition	June 21, 2018	PENRO-Catanduanes School Fund	Successfully done Successfully done Successfully done Not well done

Accomplishment

Name of Project	Source of Fund	Date	Remark
1. Tree Planting	Self – Help	June, 2018	Successfully done
2. Clean and Green	Self – Help	August,	Well done
3. Waste Segregation	Self – Help	2018	80% participation
4. Beautification of Science Garden	YES-O Fund	Year Round	Minimum Level of Participation
5. Enhancing the Medicinal Garden	YES-O Fund	Year Round	Minimum Level of Participation
6. Improving Science Garden	YES-O Fund	Year Round	Maximum Level of Participation

SEMINARS ATTENDED: STE SCIENCE TEACHERS

1. National Conference of Implementing Schools of the Special Science Program at Cagayan De Oro City, November 5-8, 2018.
2. Regional Training of Trainers on the Cross-Specialization of Grade 7-10 Science Teachers on their Non – Major Science subject at Charisma Hotel, Guinobatan, Albay on November 11 – 19, 2018.
3. National Seminar – Workshop on Action Research in the K to 12 Education at Quezon City on April 20 – 22, 2018.

Awards (STE Students)

A. EMBV Eagle Quiz Contest PENRO – Catanduanes/PENRO – Legaspi June 21, 2018 / June 29, 2018

Category	Contestant	Rank
Provincial Competition Champion	Johngie C. Tablate	
Regional Competition Champion	Johngie C. Tablate	

**B. Regional Secondary School Press Conference
CNHS, Naga City, Camarines Sur
November 13 – 16, 2018**

Category	Contestant	Rank
Science and Health Writing Place	Bianca P. Bohayo	3 rd
Feature Page Place	Añes Aizo I. Caña	3 rd
	Hazel R. Talan	

**C. Division Secondary School Press Conference
October 11 – 13, 2018**

Category	Contestant	Rank
Science and Health Writing Place	Bianca P. Bohayo	1 st
Sports Writing Place	Hazel R. Talan	1 st
Radio Broadcasting	Pamela Marie R. Vega Renzo V. Zafe Nina Ysabelle Tablate Carryl M. Zafe Miguel Carl Salvante	2 nd Place
School Paper Contest	Stephanie Andrea S. Vargas Ma. Kristina A. Molina Hazel R. Talan Renzo S. Zafe Alexie Rose G. Ebon Pamela Marie R. Vega Lyra Kassandra M. Borja	1 st Place
Editorial-Opinion Page School Paper Contest	Ma. Kristina A. Molina Erwin James T. Gianan Stephanie Andrea S. Vargas Laccharine A. Vargas	1 st Place
Feature Page School Paper Contest	Añes Aizo I. Caña Hazel R. Talan	1 st Place
Science and Technology Page School Paper Contest	Bianca P. Bohayo Alexie Rose G. Ebon Pamela Marie R. Vega	2 nd Place
Sports Page School Paper Contest	Hazel R. Talan Erwin James T. Gianan Pamela Marie R. Vega Lyra Kassandra M. Borja Ma. Kristina R. Vega Alexie Rose G. Ebon	1 st Place

Best School Paper
(Overall)

Hazel R. Talan
Stephanie Andrea S. Vargas
Bianca P. Bohayo
Añes Aizo I. Caña
Erwin James T. Gianan
Renzo R. Talan
Lyra Kassandra M. Borja
Alexie Rose G. Ebon

**3rd Division Math Training Camp Patiribayan Festival 2018
November 3-4, 2018**

Category	Contestant	Rank
Math Puzzle	Fernando Jr. A. Dela Cruz Vianne Rogel V. Manlaqui	1 st Place
Math Game	Trisha T. Trinidad Jericho B. Aguilar	1 st Place

**Regional Math Patiribayan
At Legaspi City**

Category	Contestant	Rank
Math Puzzle	Fernando Jr. A. Dela Cruz Vianne Rogel V. Manlaqui	5 th Place

SUPPORT TO SPECIAL SCIENCE ELEMENTARY SCHOOL (SSES)

The Special science Elementary School marks another year with remarkable performances and achievements to the different contests and activities participated in.

SSES focus much on quality education and excellence in its performance and has placed the Division of Catanduanes in the Regional as well as in the National as shown by the results in the different academic and non- academic competition and activities.

The SSES Curriculum

OFFERINGS

- The SSES utilizes an enriched/in-depth learning competencies in *Science and Mathematics* that will provide for the development of lifelong learning skills and foster the holistic development of the child. It offers Science and Health from Grades I-VI.
- Provides longer instruction time in Science (Grades I-III – 70 minutes, Grades IV –VI – 80 minutes)
- Conducts investigatory project starting Grade III in Science and Mathematics
- Provides opportunities for the acquisition of knowledge, skills and attitudes for effective and responsible participation in a technology-driven society
- Designs special programs (extra and co-curricular activities) to enhance talents and expertise of pupils including those in other learning areas

ENROLMENT

SSES of Virac Pilot ES has a total enrolment of 198 pupils distributed as follows:

GRADE	MALE	FEMALE	TOTAL
I	13	22	35
II	14	19	33
III	13	22	35
IV	10	20	30
V	17	17	34
VI	13	18	31
TOATAL	80	118	198

CLASS SCHEDULE

Learning Areas	Grades 1-3	Grades 4-6
	Time Allotment	Time Allotment
English	80	80
Science	70	80
Mathematics	70	80
Filipino	70	60
Makabayan		
Sibika at Kultura	60	40
Character Education	30	40
Hekasi		40
EPP		20
MSEP		
Character Education		
IT Optional		
Total	390	440

The school head/teachers may further enrich the curriculum if they feel it necessary to address the needs of the pupils.

TEACHING STAFF

NAME	POSITION	GRADE/SUBJECT TAUGHT
1. Rosalina T. Tupas	Master Teacher I	Grade I Adviser
2. Elizabeth O. Salvante	Master Teacher I	Grade II Adviser
3. Cecilia O. Tajan	Master Teacher II	Grade III Adviser
4. Augusto R. Vargas	Master Teacher II	Grade IV Adviser English IV, Math IV, AP IV, AP V, and AP VI
5. Joji G. Ordoña	Master Teacher I	Grade V Adviser English V, Filipino V, Epp V, TLE VI, ESP V, Music IV, Art IV
6. Thielen C. Go	Master Teacher II	Grade VI Adviser English VI, Filipino VI, Filipino IV, ESP VI, MAPEH VI, Music and Art V
7. Judy Marie T. Barro	Teacher III	Science IV, Science V, Science VI ESP IV
8. Jayson A. Vargas	Teacher III	Math V, Math VI, PE and Health V, EPP IV, PE and Health IV

SSES Implementation Schedule

Batch 3

2011-2012	2012-2013	2013-2014	2014-2015	2015-2016	2016-2017
Grade 1	Grade 2	Grade 3	Grade 4	Grade 5	Grade 6
	Grade 1	Grade 2	Grade 3	Grade 4	Grade 5
		Grade 1	Grade 2	Grade 3	Grade 4

Batch 2

1st Year Implementation

2009-2010

Batch 1

1st Year Implementation

2007-2008

The SSES instruction focuses on mastery and has the following features:

- Adopts a departmentalized scheme/team teaching approach
- Exhibits an integrated approach to learning whenever possible

The SSES instruction utilizes varied teaching approaches/strategies to address the multiple intelligence, learning styles and needs of the learners

- Practical Work Approach
- Investigatory
- Interactive Teaching-Learning
- Cooperative Learning
- Computer-Aided Instruction
- Independent Learning or Self-Study
- The SSES-implementing schools shall follow the existing DepED policies and guidelines on

Assessment of pupil learning and grading system.

- The SSES teachers and school heads shall be provided with training as support to the implementation of IPPD. Training shall focus on Science, Math and English which will cover content/processes/strategies/ approaches/ instrumentation; and Management and Supervision of SSES schools.

Monitoring and Evaluation

- Monitoring and evaluation shall be done on a regular basis based on the agreement made by each DepEd office. A National Achievement Test-Expanded shall be administered to Grades 3 and 6 at the end of every school year.

PROBLEMS ENCOUNTERED	SOLUTION	INTERVENTION
No projector	borrowed from other classes	
Lack of Learning materials	Used downloaded materials and other teacher's references	Give enrichment exercises/activities from supplementary books
Managing classroom discipline during group performing activities	Set rubrics to rate pupils' behavior in the conduct of group activity	Conducted action research

ACTIVITIES/ CONTESTS PARTICIPATED IN AND AWARDS RECEIVED

1. NATIONAL LEVEL

- Participated to the National Elementary Schools Press Conference held on **January 27- February 1, 2019, Lingayen, Pangasinan**



Justin Beaver R. Cabrera won First Place in Sports
Writing- English
Coach: Mrs. Joji G. Ordoña

2. REGIONAL LEVEL

Participated to the Regional Elementary Schools Press Conference held on November 14-16, 2018.



Sports writing, English
Third Place - Justin Beaver
Cabrera



Collaborative Desktop Publishing- Second Place

Angel Ann Toledana
Jhyra Mae Rama
Rion Faustus Benitez
Travis Louis Guerrero
Zoe Juliana Sorra
Angie Valdez
Homer Angelo Chavez

3. GOVERNANCE

ADOPT-A-SCHOOL PROGRAM CY 2018 SCHOOL PARTNERSHIP & LINKAGES

Republic Act No. 8525 otherwise known as the Adopt-a-School Act of 1998, An Act Establishing an “Adopt-A-School Program”, Providing Incentives Therefor, and for Other Purposes. This act allows private entities to assist a public school, whether elementary, secondary, or tertiary, but not limited to, the following areas: staff and faculty development for training and further education; construction of facilities; upgrading of existing facilities, provision of books, publications and other instructional materials; and modernization of instructional technologies.

Table I
Cy 2018 Adopt-A-School Program Quarterly Report
Elementary and Secondary

TYPE OF DONATION/PACKAGE	TARGET (CY 2017)	ACCOMPLISHMENT (CY 2018)	% OF ACCOMPLISHMENTS
SCHOOL FACILITIES IMPROVEMENT AND IT SUPPORT PACKAGES	₱41,200,145.35	₱42,012,258.75	101.97
LEARNER'S AND TEACHER'S SUPPORT PACKAGE	₱8,041,362.03	₱18,538,680.06	230.54
LAST MILE LEARNERS' SUPPORT PACKAGE	₱833,481.00	₱3,138,076.00	376.50
SENIOR HIGH SCHOOL PROGRAM SUPPORT PACKAGE	₱311,959.00	₱530,837.00	170.16
GRAND TOTAL	₱50,386,947.38	₱64,219,851.81	127.45

Interpretation and Analysis:

Table I shows the generated resources and donations received of both public elementary and secondary schools from its internal and external stakeholders in terms of infrastructure, non-infrastructure, last mile efforts and

senior high school. The 2017 amount generated exceeds 127.45% based from CY 2018 actual accomplishments.

Conclusion:

Through this Adopt-A-School Program, partnership with other stakeholders who are willing to share their resources to the schools was strengthened that is why there is an increase in the actual accomplishment over the target.

Recommendation:

Coordinate with all schools in the division to strengthen linkages among stakeholders to generate funds for capacity building of adopt-a-school program coordinators and for monitoring of partnerships activities in school.

Pictorials:



“Give-A-Gift Alay sa Batang Pinoy Project” distribution to selected schools of GMA Kapuso Foundation, Inc. in coordination with DepEd SDO Catanduanes and 9th Infantry Division Philippine Army (Bicol based) – 83rd Infantry Echo (EAGLE) Battalion based at Lictin, San Andres, Catanduanes.



City Savings Bank “Project Synergy”, a Professional Leadership Training for DepEd teaching and non-teaching staff in order to assist them towards the realization of the K to 12 program.



Signing of Memorandum of Agreement between Susana A. Zafe Foundation for Kids, Canada & Philippines includes donations of school supplies, instructional materials and dental hygiene kits.

Quality Assurance, Technical Assistance, Monitoring and Evaluation (QATAME)

Forty QATAME evaluations were conducted for the trainings conducted by the Division Office in calendar year 2018. Some training was not evaluated due to miscommunication or lack of personnel.

All trainings evaluated have high approval rating from the participants. However, some of the more significant comments from the participants for the improvement of trainings are:

1. Live-out seminars should be conducted in more accessible venue;
2. Trainings do not start and end on time;
3. Unclean toilets;
4. More interaction/activity involving participants including open forum;
5. Venue without adequate space;
6. Lack of handouts and softcopies of training topics;
7. Slow internet connection for internet-based trainings;
8. Strict monitoring of attendance of participants;
9. Overlapping of training schedule with other school activities;
10. Conduct trainings earlier, not when the intended program is already far along its implementation, e.g., training for new teachers when it is already late in the school year;
11. Avoid using video presentations most of the time instead of the facilitator discussing the topic;
12. In some trainings, it would be better if school heads/head teachers are also involved to have common understanding with the training participants;

Recommendations:

All programs, activities and projects should be coordinated with the Monitoring and Evaluation Unit for quality assurance to be carried out. The comments and recommendations of participants enumerated above have to be given attention as they are recurring issues/concerns that are within the control of program implementers.

FULL IMPLEMENTATION OF EBEIS/LIS & RESEARCH

- **Early Registration**

The Early Registration of incoming Kindergarten, Grade 1, 7, and 11 learners in the public schools conducted on the last Saturday of January (January 27, 2018 to the last Friday of February (February 23, 2018) of each year per DepEd Order No. 3, s. 2018.

Out of 234 elementary schools 2 schools failed to submit early registration within the encoding and updating period, despite of orientation, memorandum, advisory and numerous follow-ups and reminders. SDO advised the schools to submit written explanation why they failed to submit said report. 100% submission of public JHS and SHS, private and non-DepEd (SUC).

- **EOSY 2017-2018**

Pursuant to Unnumbered Memorandum dated March 23, 2019 signed by Undersecretary Jesus L.R. Mateo, issued and released by Schools Division Office on April 2, 2018, directing all public and private elementary and secondary schools, state universities and colleges (SUCs) offering elementary and secondary education to update their learners' profile and other data requirements through the LIS and EBEIS For End of School Year 2017-2018, following these given timeline:

LIS & EBEIS Activities	Timeline
Start of Encoding EOSY 2017-2018	March 21, 2018
Submission	March 21-April 30, 2018
Deadline of Validation	April 30, 2018
Closing of System	May 1, 2018

The updating of information of learners' profile, enrolment status, end of school year academic accomplishment for the whole year in the LIS and EBEIS and all useful data and information is needed for planning and budgeting allocation of resources and setting operational targets.

- **BOSY 2018-2019**

The Office of the Secretary released DepEd Order No. 032, s. 2018 dated July 16, 2018 regarding the Policy Guidelines on the Collection of Data/Information Requirements for the Beginning of School Year (BOSY) 2017-2018 in the Learner Information System and Enhanced Basic Education Information System.

The following table outlines the dates for the release of official enrollment data for SY 2018-2019:

Enrollment	Date of Release	Purpose
Quick Count	June 30, 2018	Determination of needs for crucial resources for FY 2019 Post Planning Activities
Official Enrollment		
<ul style="list-style-type: none"> • Preliminary Enrollment 	July 31, 2018	Determination of School MOOE for 2019-2020
<ul style="list-style-type: none"> • 2nd Preliminary Enrollment 	August 31, 2018	Determination of other crucial resources for Budget Deliberation in the Congress for FY 2019 Budget Proposal
<ul style="list-style-type: none"> • Final Enrollment 	October 31, 2018	Computation of Performance Indicators

SDO online Enrollment Quick Count, 100% participation and submission of 268 Public, 25 Private and 1 LUC/SUC schools.

- **Status of Quick Count Submission SY 2018-2019 by School**

Classification of Schools	Total Schools	Schools with Submission	
		No. of Schools	Percentage
Public	268	268	100.00
Private	25	25	100.00
LUC/SUC	1	1	100.00
Total	294	294	100.00

- **SY 2018-2019 Total Quick Count Enrolment**

Classification of Schools	KINDER	ELEMENTARY	JHS	SHS		TOTAL
				G 11	G12	
Public	6,152	3,6175	25,168	4,883	4,138	76,517
Private	472	426	562	321	375	2,156
LUC/SUC	0	211	265	141	222	839
Total	3,324	3,6812	25,995	5,345	4,136	79,512

As per DepEd Order No. 032, s. 2018 and Division Memorandum No. 184, s. 2018 dated July 24, 2018 the SGOD-Planning and Research Unit conducted the 2-Day Clustered Orientation-Workshop on BOSY EBEIS and LIS for SY 2018-2019 for School Heads, School ICT Coordinators, Registrars and Administrative Assistants II on the Implementation of LIS and EBEIS on:

- Cluster 1, Caramoran, Pandan and All Private Schools - August 3-4
- Cluster 2, Viga, Panganiban, Bagamanoc - August 6-7
- Cluster 3, Bato, San Miguel, Baras and Gigmoto - August 8-9
- Cluster 4, Virac and San Andres - August 10-11
- Cluster 5, Secondary Level - August 16-17

An unnumbered memorandum issued by Usec. Jesus L.R. Mateo dated October 24, 2018 and released in SDO on October 31, 2018 regarding the Specific Instruction on the Collection of Data/Information Requirements for BOSY 2018-2019 in the BEIS with the following timelines:

Activity	Responsible Office	Schedule
Encoding of School Profile	Schools	October 24 to December 15, 2018
Validation	School Division Office	November 1 to December 31, 2018
Reversion	School Division Office	December 16 to December 31, 2018

SDO Planning and Research issued Division Memorandum No. 291, s. 2018 regarding the LIS Other Facilities Available as of October 13, 2018 and BEIS Uploading School Profile. Only School Head user account can access this facility:

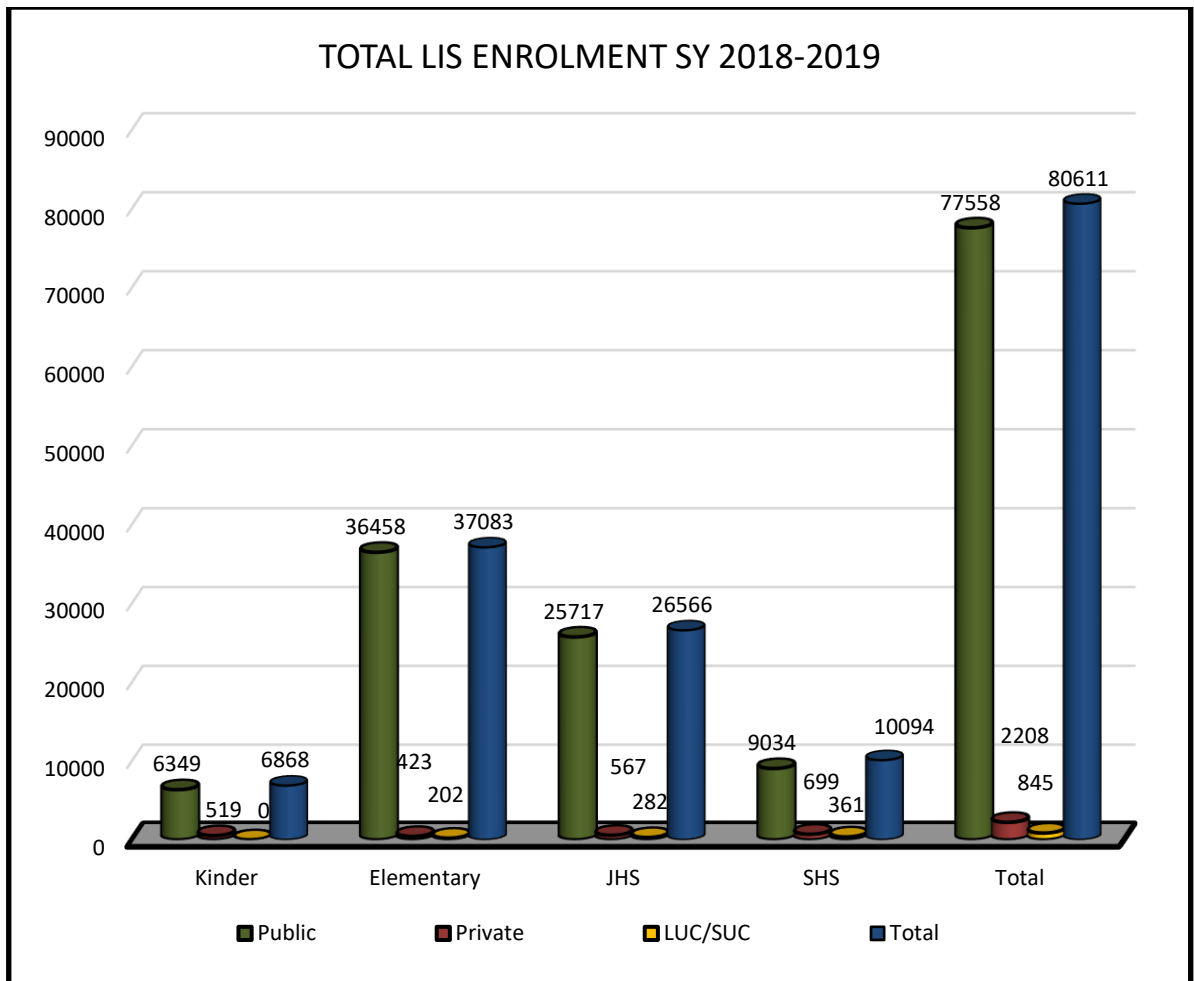
- a. Enrolment of Grade 12 with gap
- b. BMI and ADM Tagging
- c. Enrolment of Grade 11 with irregularities, and
- d. SPED Tagging and conducted a Emergency Conference, Submission and Validation of EBEIS and LIS Status, BOSY 2017-2018 on October 30, 2018.

Further, the SDO SGOD-Planning and Research Unit issued Division Memorandum No. 327, s. 2018 regarding the Orientation Cum Validation of Uploaded Basic Education Information System (BEIS) for BOSY 2018-2019 attended by school heads both public, private and SUC.

All profiles or 100% were uploaded by the public and private elementary and secondary (JHS and SHS), but due to late and non-submission of hardcopies of school profiles the SDO validated 97% schools' profiles. 3% were not validated composed of 11 public schools and 10 private schools.

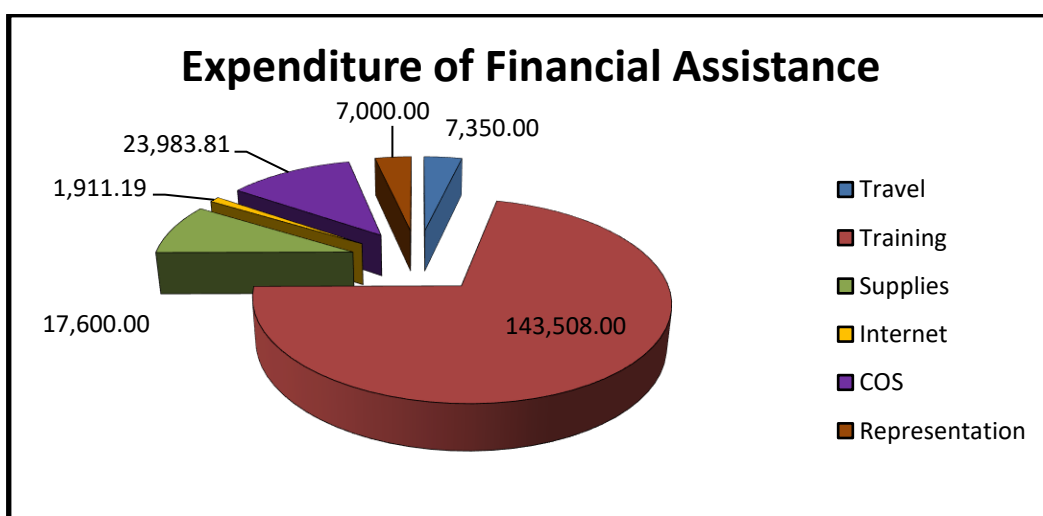
- **SY 2018-2019 Total LIS Enrolment**

Classification of Schools	Kinder	Elementary	JHS	SHS	Total
Public	6,349	36,458	25,717	9,034	77,558
Private	519	423	567	699	2,208
LUC/SUC	0	202	282	361	845
Total	6,868	37,083	26,566	10,094	80,611



Financial Assistance

The SDO received an allotment of Two Hundred One Thousand and Three Hundred Fifty-Three Pesos (P201,353.00) for the implementation of LIS and EBEIS and Other Planning Activities for SY 2018-2019.



Technical Assistance

The Planning and Research Unit were open for Technical Assistance for our Public and Private School Personnel/Advisers, System Administrators/Coordinators, Registrars, Administrative Assistant IIIs and School Heads on regular days from 7:00A.M. to 6:00PM and during weekends and holidays from 8:00AM to 5:00PM. The office provided computers, laptops and internet connection during the Technical Assistance. PRU maintained FB Group (DepEd Catanduanes LIS EBEIS) for communications and information dissemination to all Public and Private schools.

RESEARCH:

ACTIVITY/IES	PROCESSED RESEARCH PROPOSALS	APPROVED RESEARCH PROPOSALS	COMPLETED RESEARCH RECEIVED	REMARKS
Processing of submitted research proposals	30 submitted research proposals	15	4	1. Only certification of completed research be credited/given points in the ranking. 2. To follow-up other approved research proposals

DOCUMENTATION:

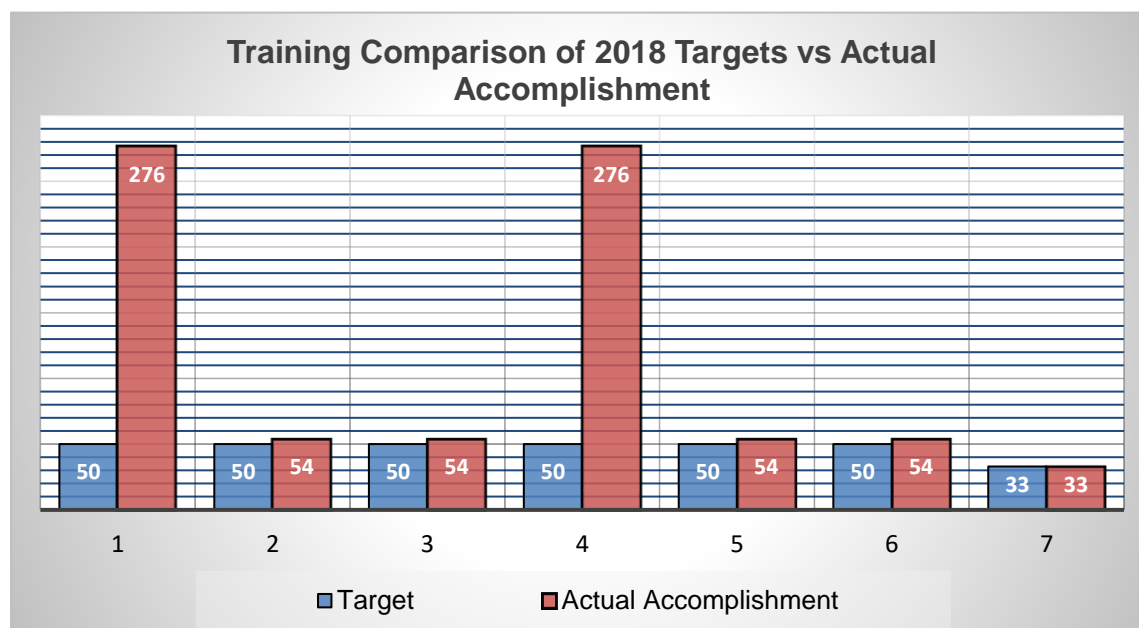




CLUSTERED ORIENTATION-WORKSHOP ON THE COLLECTION OF DATA/INFORMATION REQUIREMENTS FOR BOSY 2018-2019 IN THE LIS/BEIS FROM AUGUST 3-17, 2018

Accomplishment Report on Disaster Risk Reduction and Climate Change Adaptation CY 2018

Participants	No. of Participants	Activity Name	2018 Target	Actual	% of Accomplishment
School	276	1. Contingency Planning	50	276	552.00%
	52	2. Roll-out on Basic DRRM Modules	50	54	108.00%
		3. Roll-out on School DRRM Manual	50	54	108.00%
Teacher/DRRM Coordinator	276	4. Contingency Planning	50	276	552.00%
	52	5. Roll-out on Basic DRRM Modules	50	54	108.00%
		6. Roll-out on School DRRM Manual	50	54	108.00%
Pupils/Student	33	7. Disaster Preparedness for Youth and Student Leaders	33	33	100.00%



Graphical Presentation of 2018 Accomplishment

Interpretation and Analysis

Based on the above tabulation, DRRM has accomplished and also exceeded its target for 2018. The 500% Accomplishment of the Contingency Planning training was achieved because the module intended for 50 participants was included during the quarterly coordination meeting hence all schools were given the said module.

Conclusion

Though the accomplishment has exceeded the target set for 2018, it would be better if by 2019 additional trainings can be conducted with the aid of Division funds, since Central Fund allocation are released almost midyear. Half of the calendar year is almost utilized for monitoring.

Problems Encountered	Solutions Applied	Recommendations
Schedule per Zone were not followed due to overlapping municipal activities which led to lapses in meal preparation of the caterer	A new participants list was submitted immediately to the caterer to ensure proper meal preparation for the next meal.	Schedules of Municipal-led activities must also be submitted or coordinated to the Division office once a Memo for training has been received in the field to be able to re-schedule the training or at least do a recount of switching participants.
There are schools which do not send participants to the training even if they are included in the memo.	To comply with the number of participants, nearby schools are requested to send replacement trainees.	Schools that do not comply with the memo shall be the least priority for succeeding trainings.
All trainings conducted are funded by Central DRRMS.	Free training of the Provincial DRRMO was endorsed to schools hence Disaster Preparedness for Youth and Student Leaders was conducted to 33 students.	DRRM must be given division fund allocation for trainings and other related activities/program.

Implementation of Brigada Eskwela

The School Division of Catanduanes have 234 Elementary schools and 42 Secondary Schools. Out of 276 elementary and secondary schools only 213 or a corresponding percentage of 77% participated in the 2018 Search for Brigada Eskwela Best Implementing schools. Other remaining schools have implemented the program but did not submit the documents for evaluation.

Based on the results submitted by the Division Evaluation /Validation Committee, the following are the winners in the Division level by category with the corresponding percentage.

CATEGORY	SCHOOL	DISTRICT	PERCENTAGE
Elementary Level			
Small	Comagaycay ES	San Andres East	99.94
Medium	Virac Central ES	Virac South	97.20
Large	San Andres Central ES	San Andres East	99.00
Mega	Virac Pilot ES	Virac North	95.74
Secondary Level			
Medium	Palta National High School	Virac	95.62
Large	Supang-Datag National High School	Caramoran	93.60
Mega	Catanduanes National High School	Virac	97.26

All the winning Schools under each category in the Division level are Regional Finalists. In the Regional Validation, Virac Central ES was adjudged as the Regional Winner.

The 1st Place in the 2018 Division Brigada Eskwela Jingle writing contest was won by Dororian National High School and got the 4th rank in the Regional Level.

**Division Learning and Development (L&D) Records CY 2018
(HRTD)**

No.	Date(s) Conducted	Title of Activity	Venue	Expected Participants	Target No.	Actual No.				No. of Un- trained
						Total	Teachi ng	Non- Teaching	Teac hing Relat ed	
1	January 4, 2018	Final Planning Conference of TIP Trainers	SDS Office	Trainers and Staff	7	7		/	/	0
2	January 5- 7, 2018	Division Teachers' Induction Program (TIP) for New Elementary, Junior and Senior HS Teachers	Amenia Beach Resort	Newly-Hired Elementary, Junior and Senior High School Teachers 0-3 Years in Service	215	317	/		/	0
3	January 5, 2018	Coordination Meeting with the Elementary and Secondary IHCP School Coordinator re.: National Schools Deworming Day Round 2 SY: 2017-2018	SDO Hall	Elementary and Secondary IHCP School Coordinators	276	276	/			0
4	January 10, 2018	Concentration Training of Athletes in Preparation to the 2018 Palarong Bicol	Catanduanes Athletic Complex	Coaches, Asst. Coaches, Chaperons, Trainers, Officiating Officials, Training Officers, Staff, Athletes	575	575	/		/	0
5	January 12, 2018	Division Orientation Conference on Test of English Proficiency for Teachers and Process Skills Test (TEPT-PST) in Science and Mathematics for Grades 9 and 10 Public School Teachers	SGOD Office	1 DTC, 5 Room Examiners, 1 Registration Officer, 1 Documenter, 2 Support Staff	10	10	/		/	0

6	January 17, 2017	Meeting re.: Preparation of Annual Accomplishment Report (AAR) for CY 2017 and Onwards	SDS Office	ASDS, Chiefs, EPSs, SEPSs, ALS EPS II, Medical Officer, Engineer, Admin. Officer (Budget and Supply), Accountant, Planning Officer	30	30		/	/	0
7	January 18, 2018	Division Staff Orientation Workshop (DSOW) for Trainers and Facilitators for the Seminar Workshop on Inter-Disciplinary Contextualization (ICON) in Mathematics Education (Elementary)	SDO Terrace & SDO Hall	Trainers and Facilitators	8	8	/		/	0
8	January 23, 2018	Division Orientation on the Philippine Professional Standards for Teachers	CSU Auditorium	CID and SGOD Chiefs, EPS, PSDS, Elem. and Sec. Sch. Heads, SEPS, EPS II-HRD	302	302	/		/	0
9	January 24-25, 2018	ALS Year-End Performance Review and IPCRF Targeting	SDO Hall	PSDSs, District ALS Coordinators, ALS Mobile Teachers	50	50	/		/	0
10	January 26-27, 2018	Division Staff Orientation Workshop (DSOW) for Trainers and Facilitators for the Seminar Workshop on Inter-Disciplinary Contextualization (ICON) in Mathematics Education (Elementary)	Taytay ES (Grades 1-3)	Grade Level Trainers and Facilitators	130	130	/		/	0
11	January 29, 2018	Senior High School Year-End Assessment	SDO Terrace	SHS Heads, SHS Focal Person, Acting SHS Registrar	90	90	/	/	/	0

12	January 29-31, 2018	Division Training of School Bids and Awards (BAC) Chairmen/BAC Secretariat on Updates of the Revised IRR of RA 9184	Amenia Beach Resort	234 Elem. School BAC Chairmen, 42 Sec. Sch. BAC Chairmen, 8 Sch. Finance Officers or BAC Secretariat of Integrated Schools, 12 BAC Secretariat of Implementing Units, 4 Finance Officers or BAC Secretariat of Selected Central Schools –VPES, JMAMES, San Andres CES, Virac Central ES	300	300	/	/		0
13	February 2, 2018	Planning Conference for the Development of Mother Tongue-Based Learning and Teaching Materials	LRMDC	Trainers (5), PDO –LRMDS, Librarian	7	7	/	/		0
14	February 6, 2018	Post Conference and Evaluation of the Training Workshop in Mathematics ICON	CID Office	Facilitators	8	8	/		/	0
15	February 7, 2018	Planning Conference of Key Teachers and Concerned SDO Personnel re.: First Senior High School Congress	CID Office	Facilitators/Working Committee	19	19	/		/	0
16	February 8, 2018	Final Planning Conference of Working Committee on 2017 Division Kindergarten Festival of Talents for Teachers and Pupils in Both Public and Private Schools	CID Office	Kindergarten Teachers, Pupils, Coaches	20	20	/		/	0
17	February 9, 2018	Accomplishment Conference of the Reading Recovery Program	Rakdell Inn	38 RR Teachers, 36 RR School Heads for Batch 1, 42 RR Teachers, 42 School Heads for Batch 2, RR Tutors	160	160	/		/	0

18	February 12, 2018	Conference re.: Preparation and Submission of Annual Accomplishment Report (AAR) for CY 2017 and Work and Financial Plan for FY 2018	SDS Conference Room	ASDS, Chiefs, EPSs, SEPSs, PAPS Coordinators, Section Heads	50	50	/	/	/	0
19	February 15, 2018	Exit conference of the Catanduanes Delegation Officials to the 2018 Palarong Bicol	SDO Hall	Division Executive Committee, Training Offices and Staff, Coaches, Assistant Coaches, Chaperons, Officiating Officials, Trainers, Working Committees	215	215	/	/	/	0
20		Division Culminating Learning Action Cell Sessions in Araling Panlipunan and Social Science	Amenia Beach	154 Elementary, 80 Secondary	234	234	/		/	0
21	February 19, 2018	Final Planning Conference for the Upcoming First Division Senior High School Congress	SDO Hall A	SHS Focal Persons	42	42	/		/	0
22	February 19-23, 2018	Division Roll-Out of DRRM Modules	Rakdell Inn		35	35	/			0
23	February 22, 2018	Coordination Meeting of NDEP School Coordinators	SDO Hall	School NDEP Coordinators	60	60	/		/	0
24	February 23, 2018	1 st Regular Division Management Committee Meeting	Taytay ES	Chiefs, EPSs, PSDSs, SEPSs, EPS IIs, Unit/Section Heads, PDOs, School Heads, Head Teachers	324	324	/	/	/	0

25	February 24, 2018	Committee Meeting for the Upcoming First Senior High School Congress	CID Office	Committee Members	25	25	/		/	0
26	February 28, 2018	Coordination Meeting of School WINS Coordinators	Virac CES	School WINS Coordinators	300	300	/		/	0
27	March 1, 2018	Orientation of School Health Personnel on OK sa DepEd, Oplan sa Kalusugan	SDO Lobby	School Health Personnel	18	18	/	/	/	0
28	March 3, 2018	Orientation and Conduct of English Proficiency Test (EPT) for Teacher Applicants	Catanduanes NHS	Chief Examiner, Room Supervisors, Room Examiners, Support Staff	26	26	/		/	0
29	March 9, 2018	Division Staff Orientation Workshop of the Technical Working Committee and Facilitators	SDO SHN Section	Technical Working Committee and Facilitators	7	7		/		0
30	March 16, 2018	Orientation on Random Drug Testing for Elementary School Heads and Secondary NDEP/Drug Testing Coordinators & Guidance Designate	SDO Terrace	Elementary School Heads, Secondary NDEP/Drug Testing Coordinators, Guidance Designate	276	276	/		/	0
31	March 17, 19, 26-28, 2018	Division Roll Out on the Encoding and Completion of Individual Personal Data Sheet (PDS) in the Enterprise Resource Information System (EHRIS) of School and SDO Personnel	Rakdell Inn	School Heads, Designated School ICT Coordinators, SDO Personnel	600	600	/	/	/	0
32	March 21, 2018	One Day Division Consultative Conference on Efficient and Effective Delivery of Frontline Services (Review of Office Functions and Job Descriptions)	SDO Lobby	All SDO Personnel	145	133	/	/	/	12

33	March 21-23, 2018	Division Training on Responsible Parenthood and Reproductive Health (RPRH) Program	Rhaj Inn	42 Secondary Guidance Counsellor/Designate	42	41	/			1
34	March 23, 2018	Finalization Meeting of Editorial Staff for Newsletter Production Writeshop	CID Office	Hagubuhob Editorial Staff	13	12	/		/	1
35	March 26-27, 2018	Division Staff Orientation Workshop on Mass Training on Multi-Factored Assessment Tool (MFAT)	Amenia Beach	19 Grade 1 Teachers/Trainers, PSDS	20	20	/		/	0
36	March 27, 2018	Orientation on the Operational Guidelines of Barangay Health Stations (BHS) in Public Elementary Schools	SDO Lobby	Selected/Recipient Schools	12	12		/	/	0
37	April 3, 2018	Planning Conference for the Municipal Implementation of Teachers Induction Program	Rhaj Inn	ASDS, Chiefs, PSDS, HRD Unit, M&E Unit	18	18			/	0
38	April 9, 2018	Orientation Conference and Administration of National Achievement Test NAT G12 to Sample Schools	SGOD Office	7 Chief Examiners, 5 Room Supervisors, 75 Room Examiners	87	87	/		/	0
39	April 9-10, 2018	Division Staff Orientation Workshop on Division Mass Training of Grade One and Grade Seven Teachers in Inclusive and Special Education Program	Amenia Beach	Elementary and Secondary Trainers/Facilitators	25	25	/		/	0
40	April 9-11, 2018	Writeshop for Division Newsletter Production	Amenia Beach	Hagubuhob Editorial Staff	13	13	/		/	0
41	April 9-12, 2018	Capacity Building and Training Workshop of School WinS Coordinators	Rhaj Inn	Secondary and Elementary School WinS Coordinators and Nurses	286	290	/		/	0

42	April 9-13, 2018	Division Performance Implementation Review of the School Based Feeding Program (SBFP) and Gulayan sa Paaralan Program (GPP) SY 2017-2018	Gogon ES	SBFP Recipient School Head, School Feeding Coordinator, GPP Coordinator	234	234	/		/	0
43	April 10-12, 2018	Surfing the Island's Breadth and Depth through Qualitative Research Writing	Amenia Beach Resort	8 Training Staff/Facilitators, 4/secondary school x 42, 2/district x 20	216	168	/			48
44	April 11, 2018	Meeting of Supreme Student Government and Barkada Kontra Droga Advisers	SDO Terrace	SSG and BKD Advisers	42	42	/			0
45	April 13-14, 2018	Fourth Division Secondary Mathematics Educators Congress	Amenia Beach Resort	Officers and Members of JHS and SHS Math Teachers, ZLAC Supervising School Head for Math, Math Teacher Applicants	167	167	/		/	0
46	April 16, 2018	Final Conference of Division Secondary School Paper Advisers Association (DASSPA) Officers re. First Division Summer Press Camp	CID Office	Secondary School Paper Advisers Association (DASSPA) Officers	120	120	/		/	0
47	April 17-19, 2018	Division Teacher Adviser Training Program SY 2018-2019	Terrazas De Ponti	SSG Advisers and other Club Members	82	82	/			0
48	April 17, 2018	Division Launching of Barkada Kontra Droga	Catanduanes NHS	Secondary Schools BKD Officers, School NDEP Coordinators, SSG President, Health and Nutrition Personnel	252	234	/	/	/	18
49	April 17, 2018	Orientation on Drug Abuse Prevention in the Workplace	Amenia Beach Resort	42 Secondary School Heads, 11 PSDS	53	50			/	3

50	April 18, 2018	Planning Conference on Division Orientation Training Workshop on Multigrade Daily Lesson Plans (MG-DLP) and Multigrade-Integrated Lesson Plans (MG-ILP)	CID Office	Training Team	8	8	/		/	0
51	April 18, 2018	Seminar on Dangerous Drug Abuse Prevention for Scoutmasters	Amenia Beach Resort	Scoutmasters	50	50	/			0
52	April 18-19, 2018	Dangerous Drug Board Summer Youth Camp	Amenia Beach	School BKD Presidents, Supreme Student Government (SSG) President, SSG Adviser	100	100	/			0
53	April 20-21, 2018	Third Division Elementary Mathematics Educators Congress	Amenia Beach	Officers and Members of Elementary Math Teachers Association of Catanduanes (EMTAC)	236	236	/		/	0
54	April 22-24, 2018	Division Mass Training of Grade I Teachers and PSDS on Multi-Factored Assessment Tool (MFAT)	Amenia Beach Resort	279 Participants, 20 Facilitators	279	279	/		/	0
55	April 23-27, 2018	PSC/LGU/DEPED/SUC Grassroots Sports Coaching Program	Sports Complex, CSU Auditorium	Sports Enthusiasts	275	275	/	/	/	0
56	April 26, 2018	Division Conference of Technical Vocational Livelihood (TVL) Teachers/School Heads	SDO Lobby	TVL Teachers and School Heads	200	200	/		/	0

57	April 26-27, 2018	Division Orientation Training Workshop on Multigrade Daily Lesson Plans (MG-DLP) and Multigrade-Integrated Lesson Plans (MG-ILP)	Rakdell Inn	8 Training Team, 11 PSDS, School Heads of MG Schools, 228 MG Teachers	225	250	/		/	0
58	May 1-3, 2018	First Division Summer Press Camp	Amenia Beach	6 Student Secondary Campus Journalists, 2 Sec. Sch. Paper Advisers/Sec. Sch.	90	90	/		/	0
59	May 2-5, 2018	Division Orientation on Policy Guidelines on Healthy Food and Beverage Choices in Schools and in DepEd Offices (DO 13 s. 2017) and Revised Implementing Guidelines on the operation and Management of School Canteen in Public Elementary & Secondary Schools	Rakdell Inn	School Canteen Coordinators or School EPP/TLE Coordinator (Z1-86, Z2-74, Z3-62, Z4-54)	276	276	/		/	0
60	May 2-4, 2018	Division Mass Training of Grade One and Grade Seven Teachers on Inclusive and Special Education Program	Amenia Beach	Grade 1 and Grade 7 Teachers	300	300	/			0
61	May 9, 2018	Division Conference of District Edukasyong Pantahanan at Pangkabuhayan (EPP) Key School Heads	SDO Mess Hall	20 District EPP Key School Heads, 42 School TLE Coordinators (Junior HS) and TLE Department Heads	104	104	/		/	0

62	May 10-12, 2018	Seminar Workshop on Talent and Skills Identification Program for Sports	CSU Auditorium	Elementary and Secondary School Sports Coordinators	275	275	/	/	/	0
63	May 16, 2018	Planning Conference re. Division Training of Kindergarten Teachers, School Heads and PSDS on Kindergarten Pedagogies, Child-Centered Approaches and Classroom Based Management	CID Office	9 Trainers and 10 Program Management Team	19	20	/		/	1
64	May 19, 2018	Reporting of CI Team Leaders	CID Office	5/Office - Agban CES, Tinago NHS, JMAMES, Datag CES, Supang Datag NHS, Magnesia NHS, Antipolo NHS, ALS, Viga RDHS, SDO	55	55	/		/	0
65	May 28-30, 2018	Seminar Workshop in Teaching Fundamentals of Music	Rakdell Inn	MAPEH Teachers	64	64	/			0
66	May 28- June 2, 2018	2018 Division Brigada Eskwela Implementation and Contest Guidelines	SDO Hall	School Heads, Brigada Eskwela Coordinators	280	280	/		/	0
67	May 30, 2018	2 nd Regular Division Management Committee (MANCOM) Meeting	Supang Datag NHS	Chiefs, EPSs, PSDSs, Specialists, Unit/Section Heads, School Heads, PDOs	324	324	/	/	/	0

68	May 31, 2018	Division Target Setting and Conference of Junior and Senior High School English Teachers	School MOOE	All Junior and Senior HS English Teachers	120	120	/			0
69	May 31- June 2, 2018	Division Pre-Retirement Orientation Innovations and Options for Results (PRIOR) for SDO Teaching and Non-Teaching Personnel	Rhaj Inn	Retirees	40	40	/	/	/	0
70	May 30- June 1, 2018 / June 28-29, 2018	Division Training of Kindergarten Teachers, School Heads and PSDS on Kindergarten Pedagogies, Child Centered Approaches and Classroom Based Management	Amenia Beach	Batch 1: 246 Kindergarten Teachers, Batch 2: 165 School Heads, 11 PSDS, 9 Trainer, 10 Program Management Team	441	441	/		/	0
71		Division Orientation Workshop on the School-Based Feeding Program (SBFP) SY 2018-2019	Amenia Beach Resort	SBFP Coordinators/School Heads	234	234	/		/	0
72	June 2, 2018	Special Meeting of PSDSs and Municipal Brigada Eskwela Selection/Evaluation Committee	SGOD Office	PSDS and Municipal BE Evaluators	30	30			/	0
73	June 11, 2018	Emergency Meeting on Learning Resources Situation Report for Property Custodians	SDO Terrace Hall	School Property Custodians or TIC of Textbooks and Learning Materials, 234 Elementary, 42 Secondary	276	276	/	/	/	0
74	June 11, 2018	Orientation Conference on Administration of National Achievement Test (NAT G12) to Non-Sampled Schools for SY 2017-2018 on June 13-14, 2018	SGOD Office	30 Selected Secondary Schools both Public and Private	30	30			/	0

75	June 14, 2018	Division Orientation on the Conduct of the Revised Philippine Information Reading Inventory (PHIL-IRI) 2018	SDO Terrace Hall	11 PSDSs, 234 Elementary School Heads	245	245	/		/	0
76	June 15, 2018	Planning Conference of Senior High School Focal Persons	SDO Lobby	Senior High School Focal Persons	42	42	/		/	0
77	June 18-21, 2018	Call Up re.: Guidelines on Submission of SALN in Hard and Electronic Format	SDO Terrace	ICT Coordinators	276	276	/	/		0
78	June 19-20, 2018	Orientation on Special Selection and Recruitment of Senior and Junior High School Teachers in English	CID Office	Interested Teacher Applicants	22	22	/			0
79	June 29, 2018	Urgent Meeting re.: Agency's Self-Assessment on the Program to Institutionalize Meritocracy and Excellence in Human Resource Management (PRIME-HRM)	OASDS	22 SDO Personnel	15	10		/	/	5
80	July 2, 2018	Orientation on Gulayan sa Paaralan Program (GPP)	SDO Lobby	67 Elementary and 6 Secondary GPP Coordinators	75	75	/			0
81	July 2, 2018	Orientation of Division Evaluation and Selection Committee for the 2018 Search for Brigada Eskwela Best Implementing Schools	SGOD Office	Working Committee	23	23		/	/	0
82	July 5-8, 2018	English Language Proficiency for Classroom Teachers and School Heads: A Module on Strengthening English Language Communication in Philippine Classroom	JMAMES, Virac CES	Interested English and Non-English Teachers	300	300	/			0

83	July 6-7, 2018	Three-Day Division Training Workshop for Elementary School Heads in both Public and Private Schools and PSDS on Kindergarten Pedagogies, Child-Centered Approaches and Classroom-Based Management	Amenia Beach Resort	22 Heads, Private School, 1 Key Teacher for Kindergarten, Elementary School Heads and 11 PSDS	260	260	/		/	0
84	July 9, 2018	Planning Conference for Conduct of Division Roll Out on Career Guidance Program for G 12	SGOD Office	10 Selected Trainers	10	10	/			0
85	July 9, 2018	2018 Division Launching of Wellness Campus Program	Rhaj Inn	Secondary School, Elementary District MAPEH Coordinators	65	65	/			0
86	July 14, 2018	Planning Activity of Facilitators on Division Roll Out of Grade 12 Career Guidance Program and Intensive Training on Mitigating Bullying and Handling Bullied Learners in School	SGOD Office	Facilitators	9	9	/		/	0
87	July 17, 2018	Conference on the Implementation of the EsP Instruction	SDO Terrace	Elementary District EsP Key School Heads, Secondary School Heads	65	65	/		/	0
88	July 17-18, 2018	Consultative Planning Conference for Conduct of 2018 Division Technolympics	SDO Mess Hall	42 Secondary School Heads, TLE/TVL Coordinators, 42 TLE Department Heads, 40 School TVL Subject Group Heads, 20 Elementary EPP Key School Heads, 20 District EPP Focal Persons and 1 Division ALS and 1 SPED Focal Persons	125	125	/		/	0

89	July 19-21, 2018	Division Roll Out of Grade 12 Career Guidance Program and Intensive Training on Mitigating Bullying and Handling Bullied Learners in School	Rhaj Inn	40 Guidance Counsellor-Designates, 27 Grade 12 SHS Advisers	49	49	/			0
90	July 20, 2018	DSOW for the Division Training of Trainers in English or the Implementation of Pedagogical Retooling in Mathematics, Languages and Science (PRIMALS) for Grade IV to VI Teachers	CID Office	10 Trainers, 2 Teacher-Trainer and 1 Supervising School Head per District	12	12	/		/	0
91	July 20, 2018	DSOW for the Division Training of Trainers in Science or the Implementation of Pedagogical Retooling in Mathematics, Languages and Science (PRIMALS) for Grade IV to VI Teachers	CID Office	10 Trainers, 2 Teacher-Trainer and 1 Supervising School Head per District	70	70	/		/	0
92	July 20, 2018	DSOW for the Division Training of Trainers in Math or the Implementation of Pedagogical Retooling in Mathematics, Languages and Science (PRIMALS) for Grade IV to VI Teachers	CID Office	10 Trainers, 2 Teacher-Trainer and 1 Supervising School Head per District	70	70	/		/	0
93	July 20-March 8, 2018	Division In-Service Sessions for the Expansion Program of the Reading Recovery Program (Batch 2)	Virac Pilot ES – Division Reading Recovery Center	Reading Recovery Teachers (Batch 2) of 20 Districts	80	80	/			0

94	July 23, 2018	Orientation for Pansangay na Patimpalak sa Pagdiriwang ng Buwan ng Wikang Pambansa 2018	SDO Hall	6 Lupong Abala at 4 Koordineytor	12	12	/		/	0
95	July 23, 2018	Assessment, Planning and Orientation of Key Zonal Campus Journalism Advisers in the Elementary Level	SDO Terrace	Campus Journalism Advisers	32	32	/			0
96	July 24, 2018 B1 / August 17, 2018 B2	Orientation Workshop on Enhanced Quality Assurance Workflow	Rakdell Inn	Batch 1: 60 (School Head, LRMSD Coordinator, Key Teacher/Master Teacher), Batch 2: 22 (PSDS, EPS)	85	85	/		/	0
97	August 1, 2018	Division Orientation on Guidelines on Implementation of Joint Delivery Voucher Program for SHS Technical Vocational Livelihood (JDVP-TVL)	SDO Conference Hall	School Heads of 7 Secondary Schools	7	7			/	0
98	August 1-4, 2018	Division Training of Trainers in English or the Implementation of Pedagogical Retooling in Mathematics, Languages and Science (PRIMALS) for Grade IV to VI Teachers	Rakdell Inn	English Teachers	70	70	/			0
99	August 2-3, 2018	Division Enhancement Training Workshop Policy/Project Proposal, Crisis and Communication Management for District and School Information Officers	Rhaj Inn	School Information Officer (Designate), District Information Officer (Designate)	70	70	/			0
100	August 3, 2018	ALS Summit 2018	CSU Auditorium	PSDS, DALSC, ALS Mobile Teachers, Barangay Literacy Volunteers, Selected ALS Learners, SK Chairman, Stakeholders, Media	200	200	/	/	/	0

101	August 3-4, 2018 / August 6-7, 2018 / August 8-9, 2018 / August 10-11, 2018 / August 16-17, 2018	Clustered Two-Day Orientation Workshop on BOSY of EBEIS and LIS	Queen Maricel Inn	School Heads of Elementary, Junior, Senior High School, ICT Coordinators, SHS ICT Coordinator or Administrative Assistant or Registrar, Heads of Private Elementary, Junior and Senior High School, ICT Coordinator or Representative of Private School, 185 SH, 234 Coord., 76 JHS, 34 SH, 42 Coord., 42 SHS Coord./reg./ADAS II, 26 Private Sch., 10 SDO Facilitators	419	573	/	/	/	0
102	August 6-8, 2018	Basic Training Course for Barangay Literacy Volunteers on ALS New Curriculum	SDO Lobby/Terrace	PSDS, DALSC, ALS Mobile Teachers, Barangay Literacy Volunteers	150	150	/			0
103	August 9-10, 2018	Division Seminar Orientation Workshop (DSOW) of the RPMS and PPST Facilitators/Speakers	Rhai Inn	Training Staff and PSDSs	20	20	/		/	0
104	August 10, 2018	Workshop on the Preparation of Manuscript for Storybook Writing	SDO Terrace	Elementary, Secondary and Senior High School with Written or Conceptualized Story for Kinder, Grade 1, 2, 3 Under K to 12 Curriculum, 4 Slots/District	80	80	/			0
105	August 13-17, 2018	Division Capacity Building of Schools on Basic DRRM and SDRRM Manual	Rakdell Inn	55 Selected Secondary and Elementary School DRRM Coordinators	52	52	/			0

106	August 22-25, 2018 B1 / September 11-12, 18-19, 2018 B2	Training Workshop of the RPMS and PPST Municipal Learning Facilitators Batch 1	SDO Hall A	School Heads, Head Teachers, MTs, Teachers I-III, PSDS	170	170	/		/	0
107	August 17, 2018	Capacity Building Workshop of Grade Level Facilitators and Supervising School Heads on LAC in Math	JMAMES	Grade Level Facilitators, Supervising School Heads	150	150	/		/	0
108	August 20, 2018	Conference of District ALS Coordinators and Barangay Literacy Volunteers	SDO ALS Office	40 DALCs, 150 Barangay Literacy Volunteers	190	190	/			0
109	August 23-24, 2018	Training on Disability Inclusive Disaster Risk Reduction and Management	Villa Tolledo Tourist Inn	2 Representative (1 Sch. SPED Teachers and 1 Sch. DRRM Coordinator/School, 21 Schools	42	42	/			0
110	August 24, 2018	Final Planning Conference re. 2018 Division Secondary Schools Press Conference	CID Office	Officers of Division Association of Secondary School Paper Advisers (DASSPA)	18	18	/			0
111	August 24, 2018	Special Meeting of Private School Operators	SDO Terrace	Private School Owners	26	26		/		0
112	August 25, 2018	Planning Conference on the 2 nd K to 12 Research congress and Mentoring Program for Senior High School	SDO Lobby	42 Focal Persons, 26 Learning Facilitators and Technical Support	70	70	/		/	0
113	August 28-31, 2018	Division Training Workshop of the RPMS and PPST Learning Facilitators – Batch 1	Queen Maricel Inn	Zone 1 and 2 Teachers, School Heads	140	140	/		/	0

114	August 30, 2018	Finalization Conference for the 2018 Division Technolympics (Secondary) and Technocamp (Elementary)	SDO Mess Hall	Secondary School Heads or TLE Department Heads, SHS TVL Coordinators, District EPP Key School Heads, District EPP Key Teachers	90	90	/		/	0
115	September 2-3, 2018	DSOW for the Division Training Workshop on Campus Journalism	CID Office	15 Training Staff	15	15	/			0
116	September 3, 2018	Orientation Meeting of Facilitators re. Planning Conference on Preparation for 2018 Palarong Panlalawigan	SGOD Office	Event Coordinators, Tournament Managers, Working Committee	45	45	/	/	/	0
117	September 4, 2018	World Teachers Day Celebration Planning Conference	SDO Lobby	Secondary School Heads, School Cultural Coordinators	42	42	/		/	0
118	September 4-7, 2018	Division Training of Trainers in Filipino or the Implementation of Pedagogical Retooling in Mathematics, Languages and Science (PRIMALS) for Grade IV to VI Teachers	Queen Maricel Inn	10 Trainers, 60 Filipino Teachers	70	70	/			0
119	September 7, 2018	DSOW for Division Training of Untrained Teaching and Non-Teaching Personnel on the Child Protection Policy	CID Office	4 Trainers, 2 Secretariat	6	6	/	/	/	0

120	September 10, 2018	2018 Parents-Teachers' Association (PTA) Forum	Rakdell Inn	PSDS, Division PTA Federated Officers, Municipal PTA Federated president and Treasurer, District Teachers and Personnel Association President, Selected Secondary School Teachers and Personnel Association President (1/Municipality), Selected Elementary and Secondary GPTA President (1/Municipality), Selected Central School Heads (1/Municipality)	121	121	/	/	/	0
121	September 12, 2018	Division Federation of Supreme Pupil and Student Government and Supreme Pupil and Supreme Student Government Organization Meeting	SDO Terrace	SPG District Presidents, SSG Presidents	63	63		/		0
122	September 12-14, 2018 / September 18-20, 2018 / October 9-11, 2018	Division Training of Untrained Teaching and Non-Teaching Personnel on the Child Protection Policy	Rhaj Inn	265 Participants, 10 Training Team	275	275	/	/	/	0
123	September 13, 2018 / September 14, 2018	DRRM Coordination and Planning Meeting and Orientation on the Comprehensive School Safety Monitoring Tool	Queen Maricel Inn	School DRRM Coordinators	276	276	/			0

124	September 13-15, 2018	Division Training Workshop on Campus Journalism	Rakdell Inn	60 Elementary School Paper Advisers in English and Filipino, 35 School Heads, 6 Training Staff	101	101	/			0
125	September 17, 2018	Final Conference of Trainers and Facilitators on Division Training-Workshop of Secondary School Paper Advisers and Coaches in Campus Journalism	CID Office	10 Training Staff	10	8	/			2
126	September 19, 2018	Division Working Committee Meeting re. 1 st DepEd Catanduanes Salamat Po, Teacher! Letter Writing Competition	Amenia Beach Resort	27 Working Committee, 132 Contestants, 132 Coaches, 23 EPS/PSDS/Others	314	314	/		/	0
127	September 19, 2018	Orientation Conference re. Administration of 2018 National Achievement Test (NAT) for selected Grades 7 and 11 Public and Private Schools	SGOD Office	School Heads or School Testing Coordinator of Selected Sample School, 9 Schools for NAT 10, 25 Schools for NAT 6	34	34			/	0
128	September 19, 2018	Orientation Conference of District and Secondary School Screening & Accreditation Coordinators for the Palarong Panlalawigan SY 2018-2019	JMAMES Multi-Purpose Hall	District & Secondary School Screening and Accreditation Coordinators	60	60	/		/	0
129	September 20-23, 2018	Division Training Workshop on Enhanced RPMS and PPST for Selected Elementary School Heads – Batch 3	Queen Maricel Inn	School Heads	135	135			/	0

130	September 21-23, 2018 / September 29, October 6, 13, 20, 2018 (Content-Focused)	Division Seminar in Educational Philosophy, Sociology and Mentoring Program for Senior High School Teachers (SEPS-Mentoring)	Amenia Beach Resort	Selected Untrained SHS Teachers and Those Handling Subjects Not Their Specialization	117	117	/			0
131	September 24, 2018	Final Briefing on Three-Day Training Workshop on the Development of Mother Tongue Based Teaching and Learning Materials Using Blooms Software	LRMDC Office	5 Trainers	5	5	/		/	0
132	September 25-27, 2018	Three-Day Training Workshop on the Development of Mother Tongue Based Teaching and Learning Materials Using Blooms Software	Rhaj Inn	33 Selected Grade 1-3 Teachers who Teach Mother Tongue, 5 Trainers	40	38	/			2
133	September 26, 2018	National and World Teachers Day Celebration Division Planning Conference 2018	CID Office	Selected SDO Personnel, School Heads	50	50		/	/	0
134	September 26-27, 2018 / September 28-29, 2018	Division Seminar-Workshop on Test Construction in Araling Panlipunan and Social Science	Amenia Beach Resort	181 Elementary Participants, 132 Secondary Participants	312	312	/		/	0
135	September 28-29, 2018	Planning Conference cum Slide Deck Preparation of Learning Facilitators of Mentoring Program Focused on Content (SEPS)	Rhaj Inn	20 Selected Learning Facilitators and Technical Support	20	20	/			0

136	September 29, 2018	Division Orientation on the 2018 Principals Test Online Application System	SGOD Office	Interested Applicants, Training Staff	90	90		/		0
137	September 29, 2018	2019 Division Patiribayan Festival cum Math Camp for High School Level Planning Conference	SDO Lobby	42 Math Teachers (1 Representative per Secondary School (15 Secondary Math Teachers Association of Catanduanes (SMTAC) Officers	57	57	/			0
138	September 29, 2018	Planning Conference of Working Committees on 2 nd Division Science Olympics	CID Office	Selected School Heads, Science Teachers	50	50	/		/	0
139	October 1, 2018	Orientation Conference re.: Administration of 2018 Early Language Literacy and Numeracy Assessment (ELLNA) for Grade 4 Learners from Sampled Public Elementary Schools	SGOD Office	20 School Heads	20	20			/	0
140	October 2, 2018	Division Cliniquing of top 10 Winners for School Paper	CID Office	Division Winners	10	10	/			0
141	October 1-3, 2018	Division Training-Workshop of Secondary School Paper Advisers and Coaches in Campus Journalism	Amenia Beach	2 Teacher Coaches or Secondary School Paper Advisers/Secondary School, 1 English and 1 Filipino, 10 Training Staff	95	95	/			0
142	October 3, 2018	Secondary School Paper Contest Cliniquing of the Top 10 Winners	JMAMES	41 School Paper Advisers	41	41	/			0

143	October 8, 2018	Planning Conference of Trainers/Facilitators re. Computer Literacy Training Workshop and Orientation on the Utilization of DepEd Computerization Program (DCP) to Teachers	OSDS-IT	Selected IT Teachers and School Heads	10	10	/		/	0
144	October 8-9, 2018	Division Workshop on Division Monitoring Evaluation and Adjustment for RMEA	Kemji Resort	Selected Division Office Personnel	50	50		/	/	0
145	October 8, 2018	Division Staff Orientation Workshop (DSOW) for the Division Training of School Heads on the Roll-Out of Inclusive Education Trainers/Facilitators and Support Staff	Rakdell Inn	20 Training Staff	20	20			/	0
146	October 10, 2018 / October 11, 2018	Briefing and Final Conference re.: 2018 Division Technolympics	Secondary: Buyo IS	Working Committee, 18 Secondary, 24 Elementary	42	42	/		/	0
147	October 11-12, 2018	Division Seminar on Systematic Training on Effective Parenting (STEP)	CSU Auditorium	Elementary and Secondary NDEP Coordinators	276	276	/			0
148	October 11-12, 2018 / October 18-19, 2018	Computer Literacy Training Workshop and Orientation on the Utilization of DepEd Computerization Program (DCP) IT Packages to Teachers	Pandan CES (Virac, San Andres, Caramoran, Pandan)	Interested Teachers with Basic Knowledge in Computer Manipulation and Willing to be Assigned as Assistant ICT School Coordinator	100	100	/			0

149	October 11-13, 2018	Division Roll-Out on the Revised Physical Fitness Test (PFT)	Amenia Beach Resort	20 District PE Coordinator (1/District), 20 Intermediate PE Teacher (1/District), 42 JHS PE Teacher, 42 SHS PE Teacher, 2 MAPEH Department Heads (SAVS, CNHS), 3 Trainers	130	130	/			0
150	October 12, 2018	Orientation of Working Committee Chairpersons re. Division Elementary Schools Press Conference	CID Office	12 Working Committee Chairperson	15	15	/			0
151	October 13-14, 2018 / October 20-21, 2018	Conduct of Mentoring Program for Senior High School Teachers	Calatagan HS	111 SHS Teachers and 10 Learning Facilitators	121	65	/			56
152	October 15, 2018	Conference in Preparation for Palarong Panlalawigan 2018	SDO Lobby	PSDSs, Tournament Managers, Working Committee	50	50	/	/	/	0
153	October 17, 2018	Orientation Conference of Working Committee on 2018 Division Patiribayan in Araling Panlipunan	SDO Terrace Hall	25 Working Committee	50	50	/		/	0
154	October 18-19, 2018	2 Day Live-Out Division Re-Orientation cum Performance Planning, Evaluation on the RPMS and Induction Program for Administrative Assistants and Registrars in the Schools and Schools Division Office	Rhaj Inn	Administrative Assistants and Registrars in the Schools and Schools Division Office	110	110		/		0

155	October 18-20, 2018	Division Training of School Heads on the Roll Out of Inclusive Education	Amenia Beach Resort	20 Training Team, 171 Elementary School Heads, 39 Secondary School Heads	210	210			/	0
156	October 19, 2018	Conference of all District ALS Coordinators and Mobile Teachers	Virac Pilot ES-ALS Room	District ALS Coordinators, Mobile Teachers	53	53	/			0
157	October 20, 2018	Division Re-Orientation cum Performance Planning, Evaluation on the RPMS and Induction Program for Security Guards and Utility Personnel in the Schools and Schools Division Office	Terrazas De Ponti	92 Personnel, 8 Training Team	100	100		/		0
158	October 26, 2018	Oryentasyon ng mga Komite at Tagapagdaloy para sa Pansangay na Tagisan ng Talino	CID Office	Piling Komite	10	10	/		/	0
159	October 27, 2018	Refresher Course re.: 2018 Palarong Panlalawigan	SDO Hall	Tournament Managers, Officiating Officials	175	175	/	/	/	0
160	October 29, 2018	Planning Conference on the Finalization of Municipal and Division Local Heritage Matrix (DLHM)	CID Office	PSDSs, 11 Teacher-Researchers	22	22	/		/	0
161	October 31, 2018	Planning Conference for the Conduct of Division EPP/TLE Capablity/Enhancement Training for EPP/TLE Teachers	CID Office	Selected Elementary and JHS Teachers	16	16	/			0

162	October 31, 2018	Cascading of Learning on the Use of DepEd Partnerships Database System (DPDS)	Rakdell Inn	20 Central School Heads, 20 Non-Central School Heads, 20 Secondary ICT Coordinators, 20 Elementary ICT Coordinators, 20 District ASP/BE Coordinators	130	130	/		/	0
163	November 3-5, 2018	Division Cliniquing Workshop for Secondary RSPC Qualifiers	Queen Maricel Inn	Secondary School Paper Advisers, Campus Journalists, 10 Speakers	74	74	/			0
164	November 5, 2018	Exit Conference for 2018 Palarong Panlalawigan	SDO Terrace	Tournament Managers, PSDS, Working Committee	175	175	/	/	/	0
165	November 5, 2018	Conference of all District ALS Coordinators and Mobile Teachers	Hall A	District ALS Coordinators and Mobile Teachers	53	53	/			0
166	November 6, 2018	Division Orientation Conference re.: Administration of Test of English Proficiency for Teachers and Process Skills Test (TEPT-PST) in Science and Mathematics for Grades 11 & 12 Public Teachers	SGOD Office	Test Administrators	115	115	/		/	0
167	November 6-8, 2018	Planning Conference and Division Staff Orientation Workshop for the Live Out Training of Career Guidance Grade 10 and 11	Queen Maricel Inn	Selected Teachers	15	15	/			0
168	November 7, 2018	Conference of all Barangay Literacy Volunteers CY 2018	ALS Office	Teacher Volunteers	150	150	/			0

169	November 12, 2018	Updating, Critiquing and Finalization of DMEA Report and Presentation for 3 rd Quarter Regional Monitoring, Evaluation and Adjustment (RMEA)	SDO	Program Implementers	40	20		/	/	20
170	November 13, 2018	Launching of Gulayan sa Paaralan Program cum Training on Vegetable Gardening and Nursery Establishment	Rakdell Inn	57 School GPP Coordinators	57	57	/			0
171	November 13-14, 2018	Division Live-Out Training/Re-Orientation of Grade 10 Career Guidance Program	Queen Maricel Inn	Selected Untrained Grade 10 Advisers: 2/Secondary School, 7 Facilitators	99	99	/			0
172	November 14, 2018	Orientation Workshop of All Coaches, Assistant Coaches, Chaperons on the Preparation of updated Documents of Selected Athletes for Palarong Bicol 2019	SDO Hall	90 Coaches, Assistant Coaches, Chaperons	90	90	/	/		0
173	November 14, 2018	Orientation Conference re.: Administration of the 2018 Philippine Educational Placement Test (PEPT)	SGOD Office	12 Working Committee	12	12		/	/	0
174	November 15-17, 2018	3 Day Division Roll Out Live-Out Training of Grade 11 Career Guidance Program	Queen Maricel Inn	12 Facilitators, 74 Participants	86	86	/			0
175	November 19, 2018	Oryentasyon ng mga Punongguro para sa Pagsulat ng Detailed Lesson Plan (DLP) sa Filipino	SDO Terrace	Punongguro	50	50			/	0

176	November 19-21, 2018	3 Day Live-Out Capability Building for Edukasyong Pantahanan at Pangkabuhayan (EPP)/Technology and Livelihood Education (TLE) Teachers	Virac Pilot ES	EPP and TLE Teachers	81	81	/			0
177	November 23, 2018	Conference of Working Committee re.: 2018 Division Braille and Sign Language Skills Competition	CID Office	10 Working Committee	10	10	/		/	0
178	November 24, 2018	Provincial Orientation Conference on the NCAE Administration	SGOD Office	Chiefs, PSDS, Secondary School Heads/School Testing Coordinator	55	55		/	/	0
179	November 26-28, 2018	Division Roll-Out on the Philippine Folkdances in the K to 12 Curriculum	Queen Maricel Inn	Elementary: 40 - 1 Pair Male & Female)/District, 1 District Cultural Coordinator 1, Intermediate Teacher Teaching MAPEH, Secondary: 84, 1 School Cultural Coordinator, 1 JHS Teacher Teaching MAPEH (1 Male & 1 Female), 9 Trainers, 1 EPS & 1 Support Staff	135	135	/		/	0
180	November 27, 2018	Teacher Facilitator Training re.: Science on the Move Travelling Exhibit	Caramoran CES & JMAMES	Science Teachers/Facilitators	50	50	/		/	0
181	November 28, 2018	Conference of all District ALS Coordinators and Mobile Teachers	ALS Office	District ALS Coordinators and Mobile Teachers	53	53	/			0
182	November 29, 2018	Orientation cum Validation of Uploaded Basic Education Information System (BEIS) for BOSY 2018-2019	Amenia Beach	Heads of Public and Private Elementary, Junior and Senior High Schools	300	300		/	/	0

183	November 29, 2018	Meeting on School-Based Feeding Program (SBFP)	SDO Lobby	School Feeding Coordinators and Designated Finance Officers	245	245	/	/		0
184	December 17-18, 2018	Division Training on Human Rights and Gender Sensitivity cum Personality Development for Selected Teachers	Amenia Beach	Members of DepEd Catanduanes Division Chorale, Selected Teachers and SDO Personnel	40	40	/		/	0
185	December 3, 2018	Conference of School Heads re.: Coordination Meeting and Turn Over of Computers from PAGCOR	SDO Hall	32 School Heads	32	32			/	0
186	December 3, 2018	Planning Conference for the Celebration of Linggo ng Kabataan	CID Office	42 Senior High School Focal Persons	42	42	/		/	0
187	December 4, 2018	Emergency Conference with Elementary/Secondary School Heads of Virac, Bato, San Andres, San Miguel	SDO Terrace	School Heads of Virac, Bato, San Andres, San Miguel	114	114			/	0
188	December 4-5, 2018	Coaching for Eligible Applicants to the 2018 Principals Test Online Application System (PTOAS)	Amenia Beach	98 Applicants	98	98	/	/	/	0

189	December 4-7, 2018	Training Workshop for the Newly Hired Financial Staff Positions on Financial Management Information System	Amenia Beach Resort	Newly Hired School Accountants/Bookkeepers, School Disbursing Officers/School Principal with Approved Agency Code (New)/ADAS whose Function Relates to Budgeting, Accounting, Disbursing	80	87		/	/	0
190	December 6, 2018	Division English Curriculum Guide Review and Demonstration Teaching Showcase for Junior and Senior High School Teachers	Queen Maricel Inn	English Teachers, Majors and Non-Majors Teaching the Subject in All Secondary Schools for Junior and Senior High Schools	120	120	/			0
191	December 6, 2018	Selected Teachers Meeting re.: Science-On-the-Move	JMAMES	28 Selected Teachers/Staff	28	28	/		/	0
192	December 6, 13, 2018	Presentation and Finalization of the Division Local Heritage Matrix (DLHM) and Division Contextualized Curriculum Matrix (DCCM)	CID Office	SDS, ASDS, CID Chief, EPSs, PSDSs, 1 Researcher (Cultural Mappers per Municipality as Presenter, Josalie Tonio, Teresa Camu, LRMDS Staff, 5 Invited Stakeholders, CID Staff	50	50	/		/	0
193	December 11-16, 2018	Division Mentoring Program for ALS Implementers in Teaching Numeracy	Virac Pilot ES Gabaldon Building	ALS Implementers	45	41	/			4
194	December 12, 2018	Meeting re.: Preparation of Detailed Budget Proposal for the Food Preparation and Services for 2019 Palarong Bicol	SGOD Office	Selected Mess Team, Palarong Bicol	12	12	/		/	0

195	December 14, 2018	Accomplishment Review Conference of the Reading Recovery Program	Queen Maricel Inn	Identified Elementary Schools in 20 Districts (38 RR Teachers, 36 School Heads): Batch 1 - 42 RR Teachers, 42 School Heads: Batch 2, Reading Recovery Tutors	172	172	/		/	0
196	December 14, 2018	Year End Performance Implementation Review on 2018 Brigada Eskwela and Adopt A School Program	Rakdell Inn	20 District ASP/BE Coordinators, 20 Selected School Heads (1 per District), 42 School ASP/BE Coordinator in Secondary	111	111	/		/	0
197	December 15-16, 2018	Division National Employees Union Congress	Amenia Beach	All SDO Personnel	140	140		/	/	0
198	December 17-18, 2018	Division Training on Language Strategies in Teaching Mathematics for LAC Facilitators in Secondary Mathematics	Amenia Beach	121 LAC Facilitators Teaching Junior HS Mathematics, 3 Trainers/Facilitators, 4 Training Staff	128	126	/		/	2
199	December 19-21, 2018	Seminar on Gender Responsive Basic Education	SDO Hall	All SDO Personnel	140	140		/	/	0
TOTAL					21,944	22,063				175

Retooling of Teachers and Education Managers

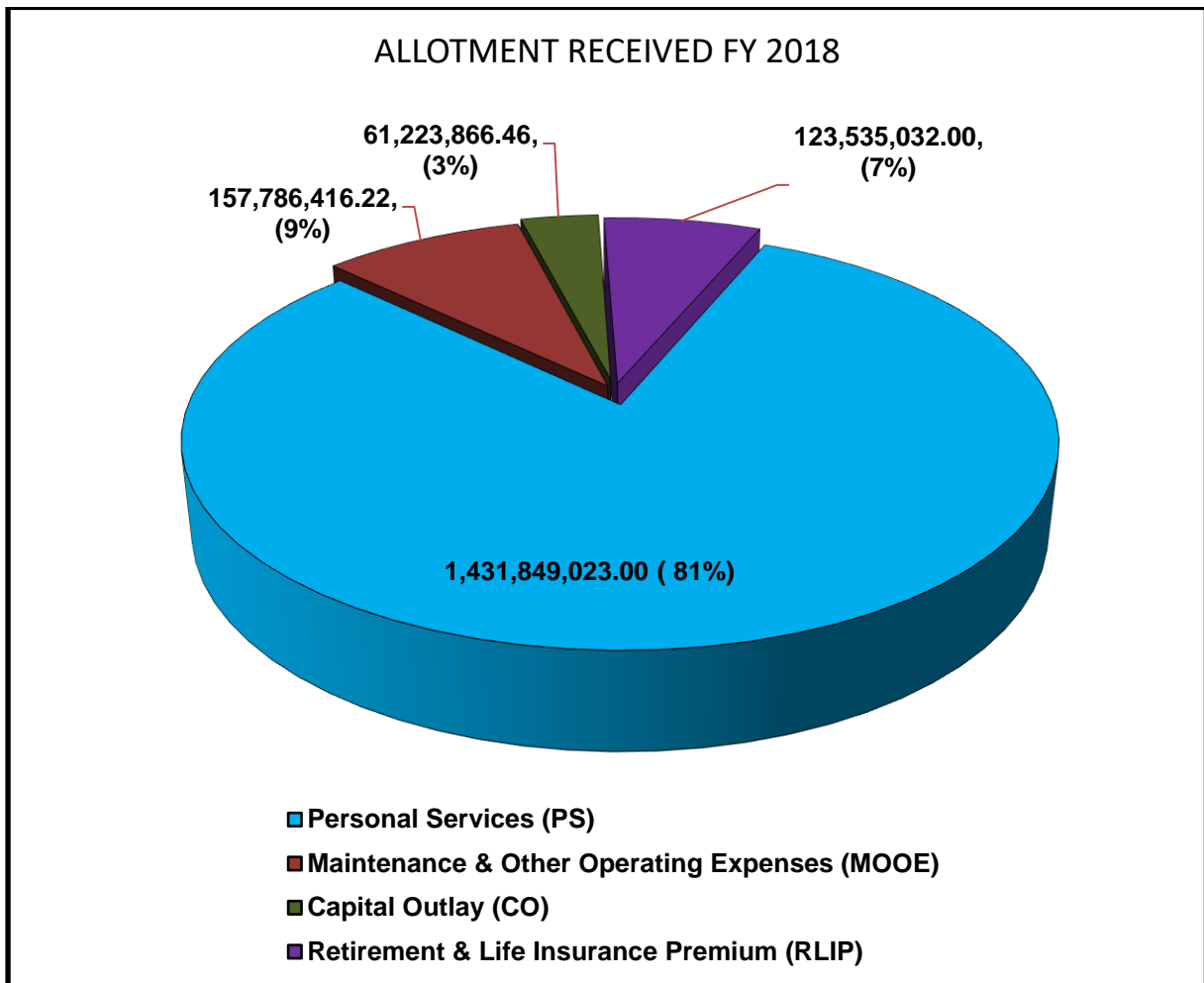
Data shows that a total of twenty-two thousand sixty-three (22,063) teachers and education managers were trained along the different learning and development interventions, one hundred seventy-five (175) of the target participants were not trained; thus, replaced and with an excess of 119 participants vis-a-vis the total target number of participants for CY 2018.

➤ **GAD ACCOMPLISHMENT REPORT CY 2018**

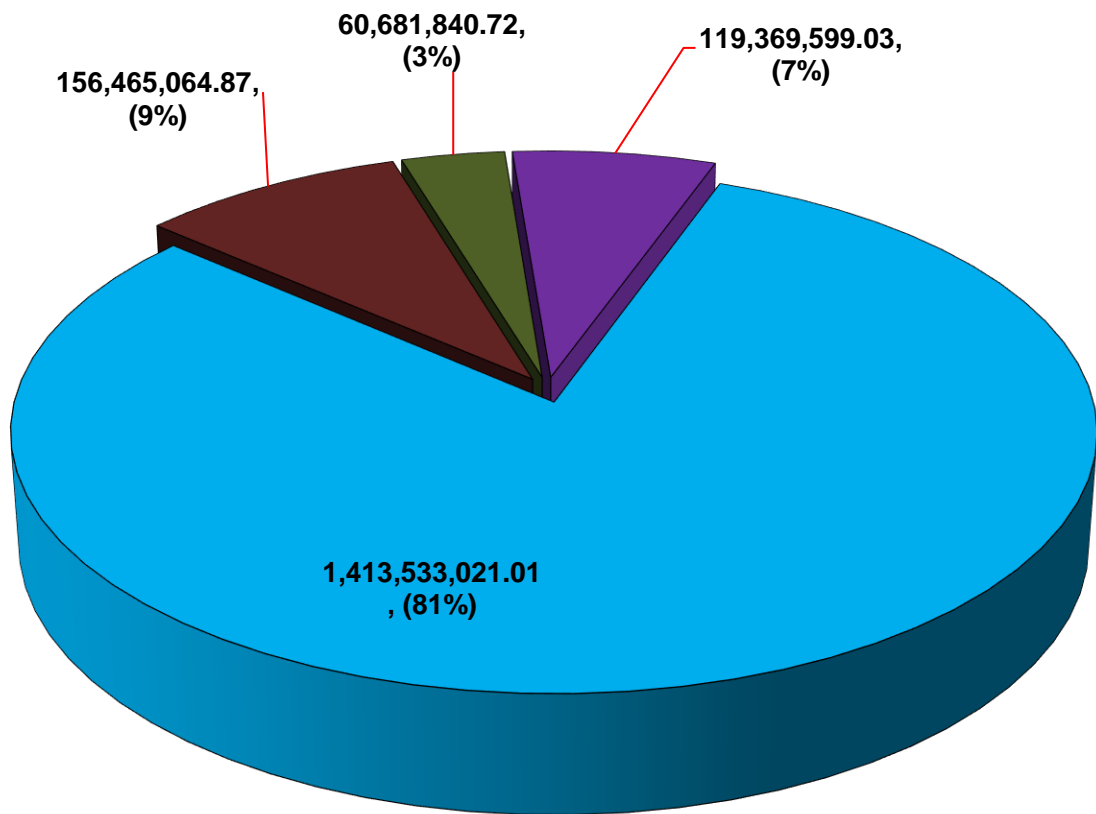
PAPS	GENDER ISSUE/CONCERN	GAD OBJECTIVE	IDENTIFIED GAD ACTIVITY	TARGET	ACCOMPLISHMENT	DATE	GAD BUDGET
General Administration and support Human Resource Development	Shared parenthood and reproductive health	To promote responsible parenthood and reproductive health	1. Division Seminar on Responsible Parenthood and Reproductive Health	110 SDO personnel	110 SDO personnel attended	March 7-9, 2018	35,000.00
			2. Division Seminar on systematic Training for effective parenting	275 school heads	275 School Heads attended	October 11-12, 2018	196,000.00
	Stress related illness	To promote mental health of DepED personnel	Promotion of School Mental Health Program	275 School Heads	275 School Heads attended	October 9-10, 2018	230,000.00
	Awareness of Gender Responsive Basic Education Program	To familiarize SDO personnel of Gender Responsive Basic Education	Seminar Workshop on Gender Responsive Basic Education	130 SDO personnel	130 SDO personnel participated	December 19-21, 2018	500,400.00

FINANCIAL ACCOMPLISHMENT/BUDGET UTILIZATION

CURRENT APPROPRIATIONS	ALLOTMENT RECEIVED	OBLIGATIONS INCURRED
Personal Services (PS)	1,431,849,023.00	1,413,533,021.01
Maintenance & Other Operating Expenses (MOOE)	157,786,416.22	156,465,064.87
Capital Outlay (CO)	61,223,866.46	60,681,840.72
Retirement & Life Insurance Premium (RLIP)	123,535,032.00	119,369,599.03
TOTAL	1,774,394,337.68	1,750,049,525.63



OBLIGATIONS INCURRED FY 2018



- Personal Services (PS)
- Maintenance & Other Operating Expenses (MOOE)
- Capital Outlay (CO)
- Retirement & Life Insurance Premium (RLIP)

CLOSSING THE GAPS

➤ **Repair**

The Schools Division Office (SDO) - Catanduanes has been a recipient of the **Repair and Rehabilitation of Classrooms** being implemented by the Schools Division Office (SDO). The Department of Education (DepEd) shall implement a **"REPAIR ALL"** policy to cover all repair needs of the schools. For this purpose, the DepEd shall be authorized to repair multi -purpose buildings, gymnasiums, stages, courts, fences, walkways and other non - classrooms facilities damaged by calamities and having immediate repair needs. From 2014-2016 a total of 55 schools in this division were prioritized as recipients of the Repair & Rehabilitation of Classrooms - Major Repair. From 2017-2018 as of December, 2018, a total of Three Hundred Seventy-Seven (377) Classrooms, were already completed in 95 schools as presented in the table below.

Budget Year	Total	TOTAL TARGETS		ON GOING		COMPLETED		% Completed
	Number of Sites	No. of Projects	No. of CL	No. of Projects	No. of CL	No. of Projects	No. of CL	Projects per Year
2014	17	17	43	0	0	17	43	100%
2015	24	24	102	0	0	24	102	100%
2016	14	14	50	0	0	14	50	100%
2017	15	15	58	0	0	15	58	100
2018	25	25	124	0	0	25	124	100%
TOTAL						95	377	

➤ **NEW CONSTRUCTION**

The Schools Division Office (SDO) - Catanduanes has been a recipient of the School Building Program being implemented in partnership with Department of Public Works and Highways (DPWH) in the objective to address the classroom congestion in different priority schools in the division and the provision of school buildings for the Senior High Schools.

From 2014 - 2018 a total of 65 schools in this division were prioritized as recipients of the Construction of Multi - Storey Building/Classroom, Standard Technical and Vocational, ICT Lab, Science Lab, Unique Workshop & Regular

Workshop for Senior High School (SHS), Junior High School (JHS) and Elementary Schools (ES) under Basic Education Facilities Fund (BEFF).

As of January, 2019, a total of Four Hundred Twenty-Three (423) Classrooms, six (6) Standard Technical and Vocational (TechVoc) Building and Forty (40) Unique/Regular Workshop were already completed in 65 schools.

As presented in the table below, the majority of the completed projects were those that were funded from 2014 - 2017, the CY 2018 programmed project Construction of ICT & Science Lab are already on the construction stage.

a. CONSTRUCTION OF CLASSROOMS								
Budget Year	Total Number of Sites	TOTAL TARGETS		ON GOING		COMPLETED		% Completed Projects per Year
		No. of Projects	No. of CL	No. of Projects	No. of CL	No. of Projects	No. of CL	
2014	22	22	44	0	0	22	44	100%
2015	41	41	228	0	0	41	228	100%
2016	6	6	75	0	0	6	75	100%
2017	31	31	76	0	0	31	76	100%
TOTAL							423	

b. CONSTRUCTION OF TECHVOC, ICT & SCIENCE LABORATORY								
Budget Year	Total Number of Sites	TOTAL TARGETS		ON GOING		COMPLETED		% Completed Projects per Year
		Number of Projects	No. of ICT, Sci TechVoc	Number of Projects	No. of ICT, Sci TechVoc	Number of Projects	No. of ICT, Sci TechVoc	
2015	4	4	6	0	0	4	6	100%
2017	22	22	40	0	0	22	40	100%
2018	34	34	359	34	359	0	0	45%
TOTAL				34	359	26	46	

Note:

CY 2015 - Construction of TechVoc

CY 2017 - Construction of Unique & Regular Workshop

CY 2018 - Construction of ICT & Science Laboratory (Multi - Storey)

Further, there are remaining schools that don't have yet SHS building but were already programmed in 2019 budget. It has been observed that the majority of the School Building Projects were not completed as to the target completion date. The delayed completion of this classrooms resulted to the over-crowded learners in the schools. Some schools have to construct makeshift classrooms and worst to have shifting of classes. The delay can be attributed to the following:

1. Lack or limited manpower of the Construction company.
2. Lack of construction materials on site
3. Financial capability of contractor
4. Geographical location of schools
5. Weather condition

The Schools Division Office has been conducting a provincial coordination meeting with DPWH District Engineer & School Heads of the Recipient Schools to discuss the status of the projects and provide resolution to the identified issues and concerns.



DIVISION OFFICIALS




ACRONYMS

4Ps	-	Pantawid Pamilyang Pilipino Program
A&E	-	Accreditation and Equivalency
ABM	-	Accountancy, Business & Management
ADM	-	Alternative Delivery Mode
ALIVE	-	Arabic Language & Islamic Values Education
ALS	-	Alternative Learning System
APPES	-	Accreditation Program for Public Elementary School
BEST	-	Basic Education Social Transformation
BHS	-	Barangay Health Station
BLP	-	Basic Literacy Program
BLSS	-	Bureau of Learner Support Services
BLV	-	Barangay Literacy Volunteers
BMI	-	Body Mass Index
BOSY	-	Beginning of School Year
BOW	-	Budget of Work
BPP	-	Bread and Pastry Production
CBTS	-	Competency-Based Teacher Standard
CC	-	Catanduanes Colleges
CCT	-	Conditional Cash Transfer
CHS	-	Computer Hardware Servicing
CID	-	Curriculum Implementation Division
CLS	-	Computer Literacy Skills
CNHS	-	Catanduanes National High School
CO	-	Capital Outlay
CPIC	-	Christian Polytechnic Institute of Catanduanes, Inc.
CR	-	Completion Rate
CSAT	-	Catanduanes School of Advanced Technology, Inc.
CSNs	-	Children with Special Needs
CSS	-	Computer System Servicing
CSU	-	Catanduanes State University
DALSCs	-	District ALS Coordinators
DCP	-	DepEd Computerization Program
DICP	-	DepEd Internet Connectivity Program
DLHM	-	Division Local Heritage Matrix
DLP	-	Detailed Lesson Plan
DMEA	-	Division Monitoring & Evaluation Adjustment
DSOW	-	Division Staff Orientation Workshop
DSWD	-	Department of Social Welfare & Development
EBEIS	-	Enhanced Basic Education Information System
EIM	-	Electrical Installation & Maintenance
ELLNA	-	Early Language Literacy & Numeracy Assessment
EOSY	-	End of School Year
FBS	-	Food & Beverage Services
FLT	-	Functional Literacy Test
GAA	-	General Appropriations Act

GAD	-	Gender and Development
GAS	-	General Academic Strand
GER	-	Gross Enrolment Rate
GPP	-	Gulayan sa Paaralan Program
GR	-	Graduation Rate
HE	-	Home Economics
HEIs	-	Higher Education Institutions
HUMSS	-	Humanities & Social Sciences
ICON	-	Inter-Disciplinary Contextualization
ICSA	-	Immaculate Conception Seminary Academy
InFED	-	Informal Education
IPed	-	Indigenous People Education
JHS	-	Junior High School
KEP	-	Kindergarten Education Program
LAC	-	Learning Action Cell
LGU	-	Local Government Unit
LIS	-	Learner Information System
LRN	-	Learner Reference Number
LSCS	-	Literacy Service Contracting Scheme
LSDS	-	Learning Support Delivery System
LSEN	-	Learners with Special Education Needs
MFAT	-	Multi-Factored Assessment Tool
MG-DLP	-	Multigrade Daily Lesson Plan
MG-ILP	-	Multigrade Integrated Lesson Plan
MOOE	-	Maintenance & Other Operating Expenses
MPL	-	Mean Performance Level
MPS	-	Mean Percentage Score
MT	-	Master Teacher
MT	-	Mobile Teacher
MTB-MLE	-	Mother Tongue-Based Multilingual Education
NAT	-	National Achievement Test
NC	-	National Certificates
NCAE	-	National Career Assessment Examination
NDPR	-	National Disability Prevention & Rehabilitation
NEPP	-	National English Proficiency Program
NER	-	Net Enrolment Rate
NFOT	-	National Festival of Talents
NGO	-	Non-Government Organization
NQESH	-	National Qualifying Examination for School Heads
NSPC	-	National School Press Conference
OSDS	-	Office of the Schools Division Superintendent
OSY	-	Out-of-School Youth
PAGCOR	-	Philippine Amusement & Gaming Corporation
PEPT	-	Philippine Educational Placement Test
PIDS	-	Philippine Institute of Development Studies
PPAN	-	Plan of Action for Nutrition
PR	-	Participation Rate
PRAISE	-	Programs on Awards and Incentives for Service Excellence

PSI-POP	-	Personal Services Itemization & Plantilla of Personnel
PTA	-	Parent Teachers Association
PWD	-	Person with Disability
QATAME	-	Quality Assurance, Technical Assistance, Monitoring & Evaluation
RMEA	-	Regional Monitoring & Evaluation Adjustment
RPRH	-	Responsible Parenthood & Reproductive Health
SARDO	-	Student at Risk of Dropping Out
SBFP	-	School-Based Feeding Program
SCALE	-	Skills Competition in Various Areas for Learning
SDR	-	Simple Dropout Rate
SGOD	-	School Governance and Operation Division
SHA	-	Special Hardship Allowance
SHD	-	School Health Division
SHS	-	Senior High School
SIP	-	School Improvement Plan
SMAW	-	Shielded Metal Arc Welding
SPA	-	Special Program for the Arts
SPED	-	Special Education
SPET	-	Special Education Teacher
SPFL	-	Special Program in Foreign Language
SPJ	-	Special Program for Journalism
SPS	-	Special Program for Sports
SRC	-	School Report Card
SReA	-	School Readiness Assessment
SSEP	-	Supervisory Skills Enhancement Program
SSES	-	Special Science in Elementary School
SSG	-	Supreme Student Government
STE	-	Science, Technology & Engineering
STEM	-	Science, Technology, Engineering & Mathematics
STEP	-	Student Technical Entrepreneurship of the Philippines
STEP	-	Systematic Training on Effective Parenting
STVEP	-	Strengthened Tech-Voc Education Program
SUCs	-	State Universities and Colleges
TA	-	Technical Assistance
TEPT-PST	-	Test of English Proficiency for Teachers & Process Skills Test
TIP	-	Teachers' Induction Program
TLE	-	Technology & Livelihood Education
TVIs	-	Technical- Vocational Institutions



ANNEXES

